



## 20~40W COB LED Lighting Heat Sink Module



### Features :

- Best Cost/Performance Custom Solution for 20~40 W COB & SMD LED Lighting; Thermal Resistance 0.7~1.50°C/W
- Best Thermal Performance - Pure Aluminum AL1070 Made by Cold-Forging Techniques much better than Conventional Extrusion or Die-Casting Techniques
- Pure Aluminum AL1070 Material for Superior Thermal Conductivity – 238W/(m\*K)
- Flexible Adaption with Multiple Choices of COB or SMD LED Modules
- Advanced Surface Treatment for Best IP Rating and Corrosion Protection
- Custom Color Options: Anodized Black or Clear; Electrophoresis Black
- Great Varieties of Applications: Track Light, Down Light etc

### Product Information:

Model Number: DG118-050-001

Cooling Surface(mm<sup>2</sup>): 187649

Thermal Resistance(°C/W):0.7~1.5

Weight: 0.60 kgs/1.30 lbs

Surface Treatment Options: Anodized Black or Clear; Electrophoresis Black

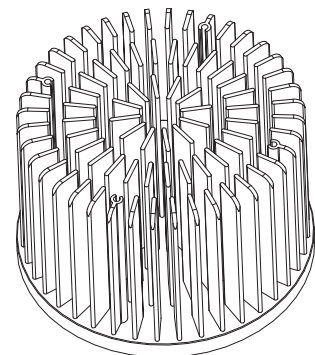
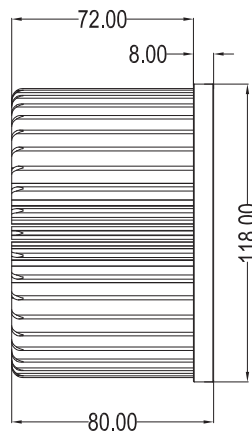
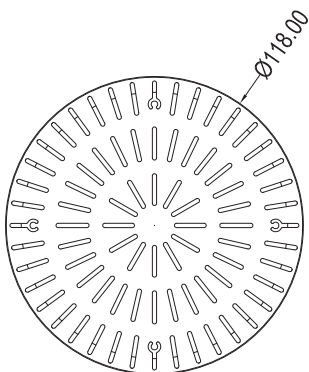
Dimension (mm):  $\phi$  118X80

Cooling Performance (lm): 2400~4800

Dissipated Power (W): 20~40

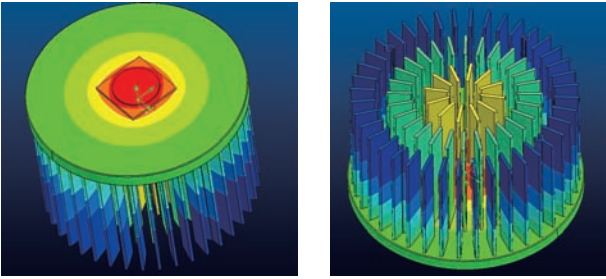
Material: AL1070

### 20~40W Heat Sink Module Dimensions:



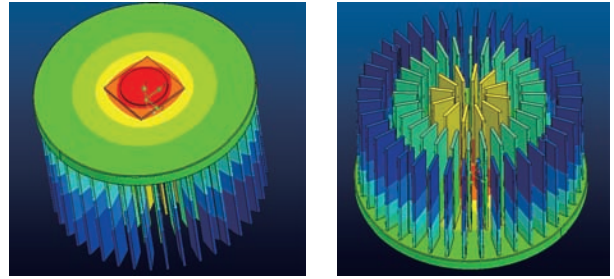
## Heat Dissipation Simulation:

Simulation under Cree CXB3050 COB-40W



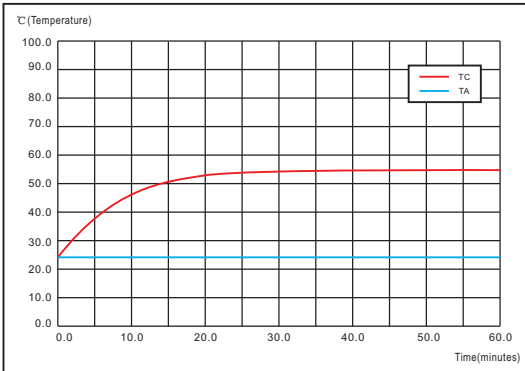
Power =40W: Ta=25 Tc=53.5  $\Delta T=28.5$  Rca=0.71°C/W

Simulation under Cree CXB2530 COB - 20W

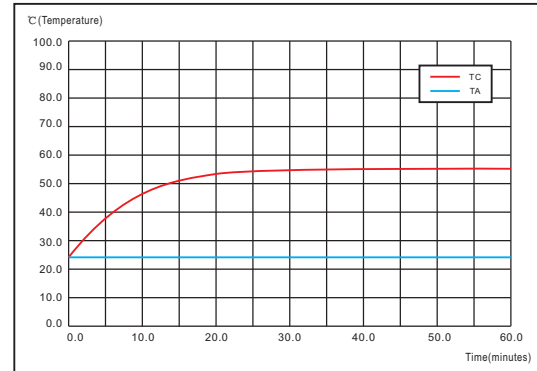


Power =20W: Ta=25 Tc=55  $\Delta T=30$  Rca=1.5°C/W

## Temperature Rise Curve:



Model Number	LED Power (W)	Ambient Temperature Ta (°C)	Heat Sink Temperature Tc (°C)	Temperature Rise $\Delta T$ (°C)	Thermal resistance Rca (°C/W)	Angle of LED Simulator
DG118-050-001	40	25	53.5	28.5	0.71	90°



Model Number	LED Power (W)	Ambient Temperature Ta (°C)	Heat Sink Temperature Tc (°C)	Temperature Rise $\Delta T$ (°C)	Thermal resistance Rca (°C/W)	Angle of LED Simulator
DG118-050-001	20	25	55	30	1.5	90°

## Applications:

A great variety of applications in Track Light, Down Light and more.

