



# PRODUCT GROUPS



**SWINGHANDLES**  
20 - 53



**ROD-LATCH SYSTEM**  
54 - 93



**HEAVY-DUTY LATCHES**  
94 - 123



**MISCELLANEOUS PRODUCTS**  
124 - 167



**CAMS, KEYS, RODS & ROD GUIDES**  
168 - 191



**QUARTER-TURN LATCHES**  
192 - 245



**CAM LATCHES**  
246 - 271



**FURNITURE & STEEL CUPBOARD LATCHES**  
272 - 283




# LOCKS



## SWINGHANDLES

GROUP CODE	PRODUCT NAME
001	SWINGHANDLE
201	SWINGHANDLE
101	SWINGHANDLE
501	SWINGHANDLE
601	SWINGHANDLE
408	SWINGHANDLE
105	SWINGHANDLE
206	SWINGHANDLE
306	SWINGHANDLE
106	SWINGHANDLE
406	SWINGHANDLE
008	SWINGHANDLE
908	SWINGHANDLE
108	SWINGHANDLE
208	SWINGHANDLE
218	SWINGHANDLE
808	SWINGHANDLE
708	SWINGHANDLE
308	SWINGHANDLE
318	SWINGHANDLE
518	SWINGHANDLE
508	SWINGHANDLE
006	SWINGHANDLE



PAGE

22,24

23

25

26

27

28 - 29

30

31

32

33

34-35

36

37

38 - 41

42 - 43

44

45

46 - 47

48

49

50

51

52



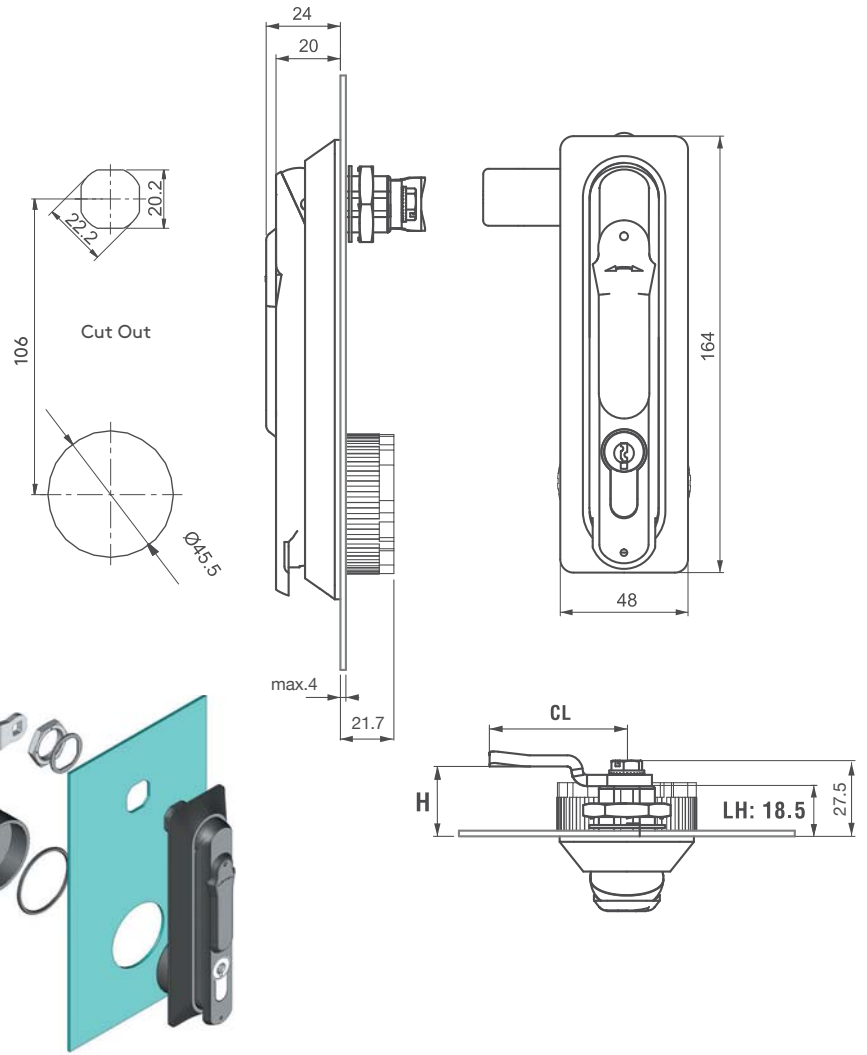
# SWINGHANDLES

## SWINGHANDLE

001



- RoHS
- IP 65  
NEMA 4
- 
- 
- 


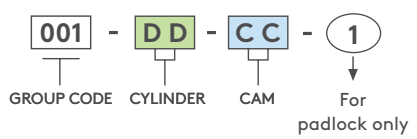


- Small version: page 24
- For steel and polyester cabinets
- 40 mm Euro Profile single-cylinder fitted
- For 42 mm Euro Profile single-cylinder contact Essentra

**MATERIAL**  
**BODY:** Polyamide DIN-EN ISO 1043-1 PA6 GFR 30  
**HANDLE:** Polyamide DIN-EN ISO 1043-1 PA6 GFR 30  
**CYLINDER:** Zinc Alloy DIN-EN 1774-ZnAl4Cu1  
**CAM:** Steel  
**SEAL:** Rubber



### PRODUCT CODE



1  
Padlock application

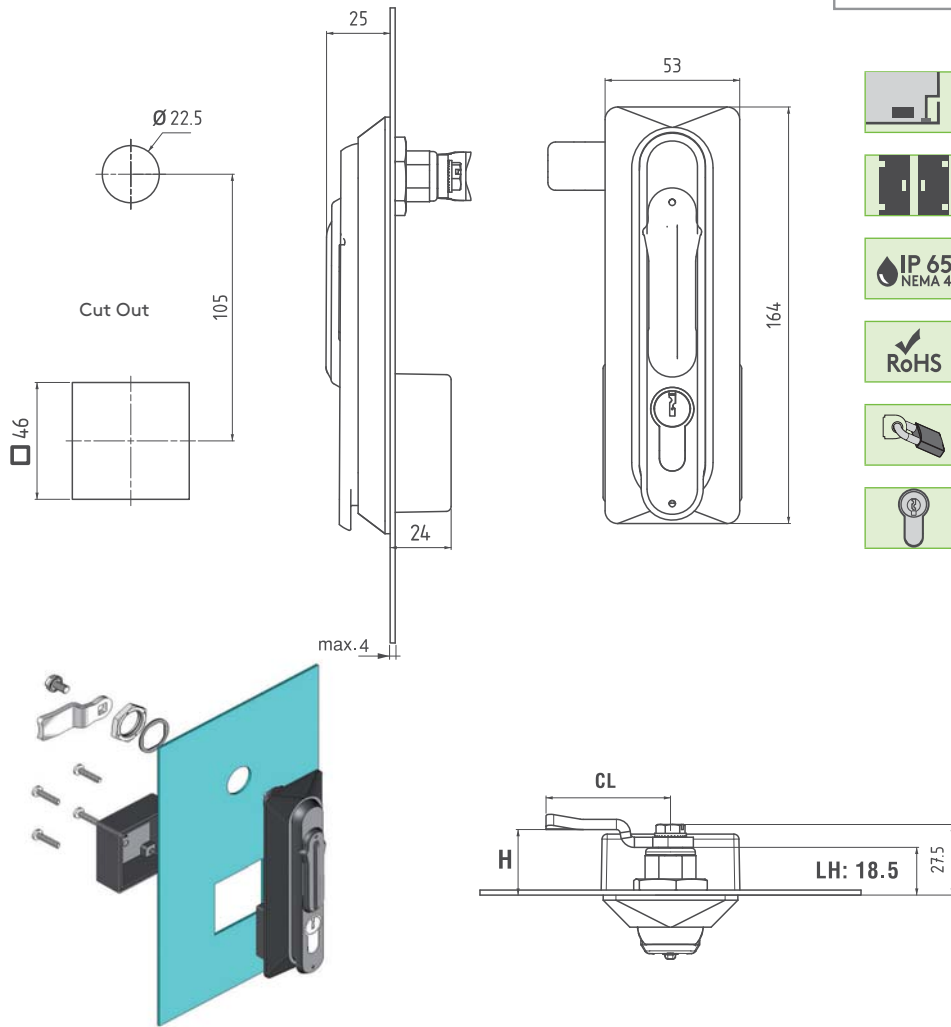
- For cams please check pages: 172 - 173
- For keys please check pages: 189 - 191
- For rods please check pages: 178 - 188

CYLINDER TYPE		DD	NO CYLINDER		DD			
	Keyed alike (Stainless steel dust cap)	03		24				
	Keyed differ (Stainless steel dust cap)	32						
	Master system	04						
	Euro key (5333)	05						
	CH751 (Stainless steel dust cap)	07						
DRIVER/TOOL TYPE				DD	HIGH-SECURITY CYLINDER		DD	
5 mm Double bit	8 mm Square	9 mm Triangular	Eastern		Brass cylinder	Zinc Alloy cylinder		
15	28	39	91		Keyed alike	Keyed differ	Keyed alike	Keyed differ
					20	21	22	23



## 201

## SWINGHANDLE



- 
- 
- 
- 
- 
- 

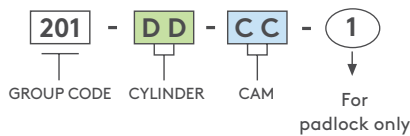


- For steel and polyester cabinets
- 40 mm Euro Profile single-cylinder fitted
- For 42 mm Euro Profile single-cylinder contact Essentra

### MATERIAL

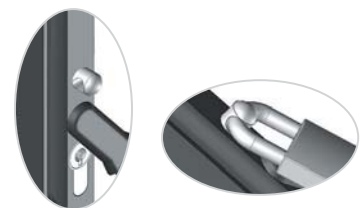
- BODY:** Polyamide DIN-EN ISO 1043-1 PA6 GFR 30
- HANDLE:** Polyamide DIN-EN ISO 1043-1 PA6 GFR 30
- DUST C.:** Zinc Alloy DIN-EN 1774-ZnAl4Cu1
- CYLINDER:** Zinc Alloy DIN-EN 1774-ZnAl4Cu1
- CAM:** Steel
- SEAL:** Rubber

### PRODUCT CODE



CYLINDER TYPE		DD	NO CYLINDER		DD
	Keyed alike (Stainless steel dust cap)	03		Plastic blind cylinder	24
	Keyed differ (Stainless steel dust cap)	32			
	Master system	04			
	Euro key (5333)	05			
	CH751 (Stainless steel dust cap)	07			

DRIVER/TOOL TYPE				HIGH-SECURITY CYLINDER			
5 mm Double bit	8 mm Square	9 mm Triangular	Eastern	Brass cylinder	Zinc Alloy cylinder		
15	28	39	91	Keyed alike	Keyed differ	Keyed alike	Keyed differ
				20	21	22	23



1

Padlock application

- For cams please check pages: 172 - 173
- For keys please check pages: 189 - 191
- For rods please check pages: 178- 188

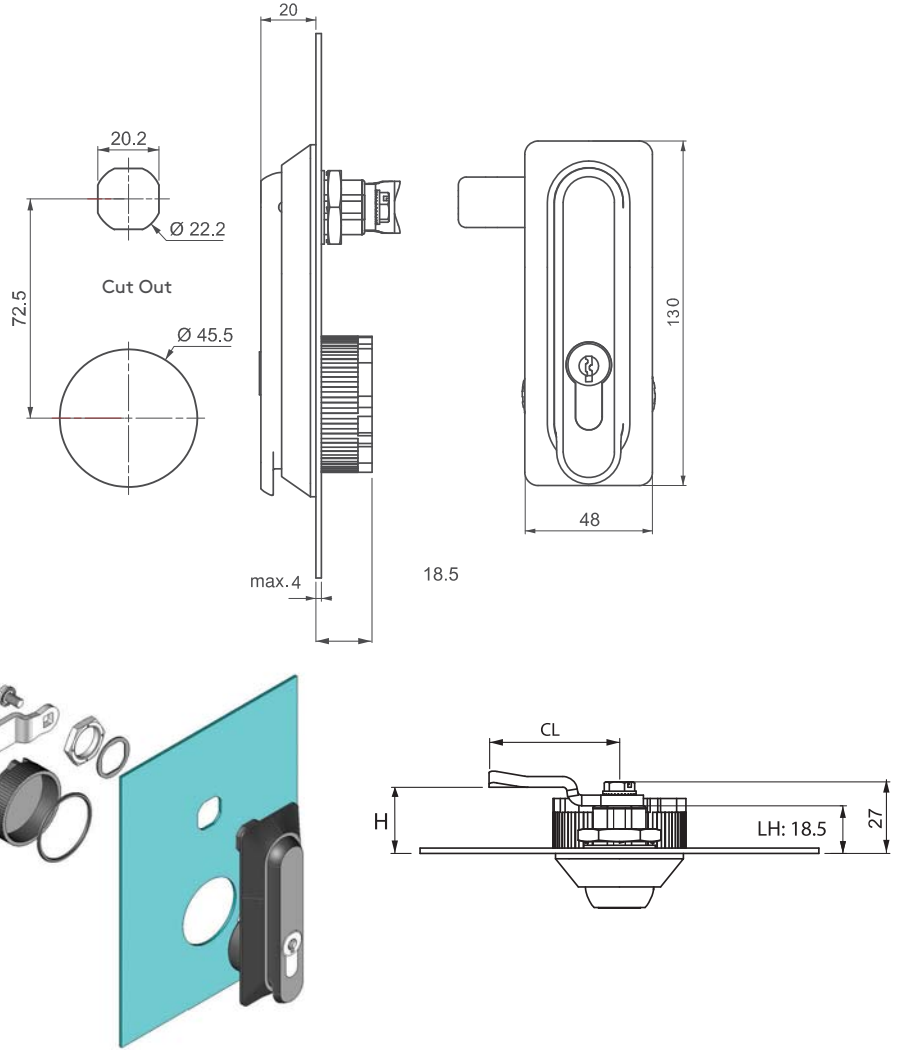
**SWINGHANDLE**

**001**

**SMALL VERSION**



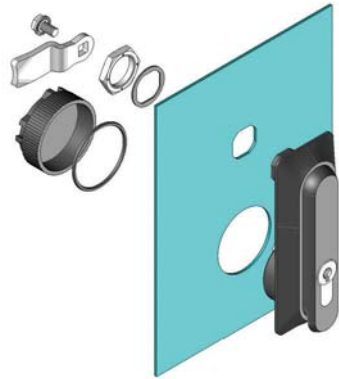
-  RoHS
-  IP 65  
NEMA 4
- 
- 



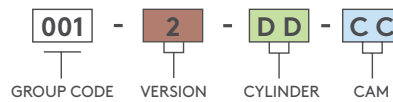
- Large version: page 22
- For steel and polyester cabinets
- 40 mm Euro Profile single-cylinder fitted



**MATERIAL**









**BODY:** Polyamide DIN-EN ISO 1043-1 PA6 GFR 30  
**HANDLE:** Polyamide DIN-EN ISO 1043-1 PA6GFR 30  
**CYLINDER:** Zinc Alloy DIN-EN 1774-ZnAl4Cu1  
**CAM:** Steel  
**SEAL:** Rubber






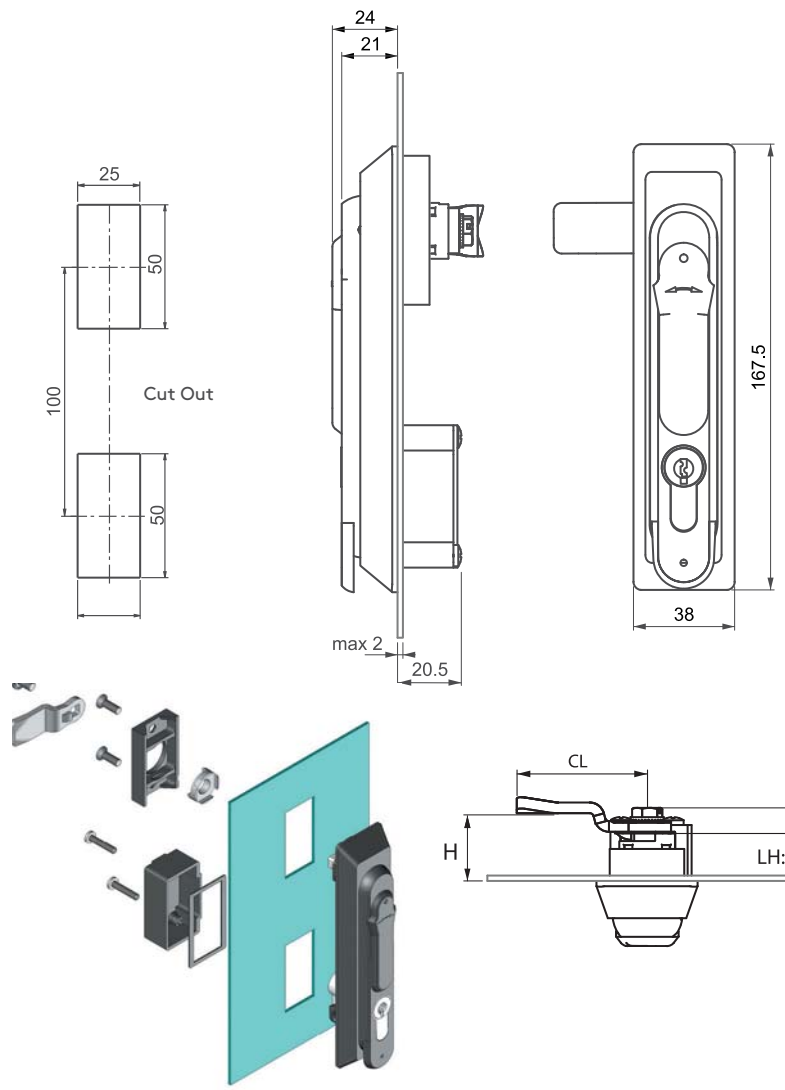
**PRODUCT CODE**



CYLINDER TYPE		DD	NO CYLINDER	DD
	Keyed alike (Stainless steel dust cap)	03		24
	Keyed differ (Stainless steel dust cap)	32		
	Master system	04		
	Euro key (5333)	05		
	CH751 (Stainless steel dust cap)	07		

DRIVER/TOOL TYPE				HIGH-SECURITY CYLINDER				
5 mm Double bit	8 mm Square	9 mm Triangular	Eastern	Brass cylinder	Zinc Alloy cylinder			
								
15	28	39	91	20	21	22	23	

-  For cams please check pages: 172 - 173
-  For keys please check pages: 189 - 191
-  For rods please check pages: 178- 188



**101**

**SWINGHANDLE**

- 
- 
- 
- 
- 

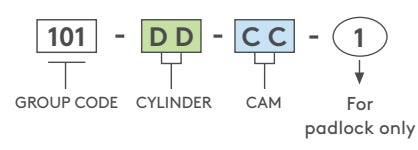


- Swinghandle for steel and polyester cabinets
- 40 mm Euro Profile single-cylinder fitted
- Padlockable version available
- For 42 mm Euro Profile single-cylinder contact Essentra

**MATERIAL**

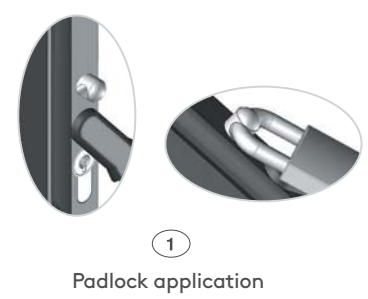
**BODY:** Polyamide DIN-EN ISO 1043-1 PA6 GFR 30  
**HANDLE:** Polyamide DIN-EN ISO 1043-1 PA6 GFR 30  
**CYLINDER:** Zinc Alloy DIN-EN 1774-ZnAl4Cu1  
**CAM:** Steel  
**SEAL:** Polyurethane

**PRODUCT CODE**



CYLINDER TYPE		DD	NO CYLINDER		DD
	Keyed alike (Stainless steel dust cap)	03		Plastic blind cylinder	24
	Keyed differ (Stainless steel dust cap)	32			
	Master system	04			
	Euro key (5333)	05			
	CH751 (Stainless steel dust cap)	07			

DRIVER/TOOL TYPE				HIGH-SECURITY CYLINDER			
5 mm Double bit	8 mm Square	9 mm Triangular	Eastern	Brass cylinder	Zinc Alloy cylinder		
15	28	39	91	Keyed alike	Keyed differ	Keyed alike	Keyed differ
				20	21	22	23



- For cams please check pages: 170 - 171
- For keys please check pages: 162 - 163
- For rods please check pages: 150- 161

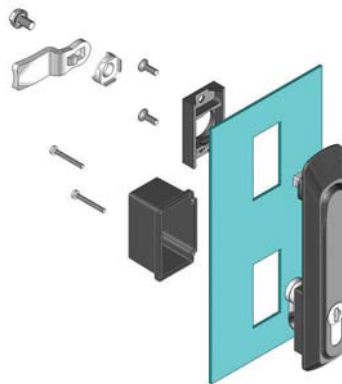
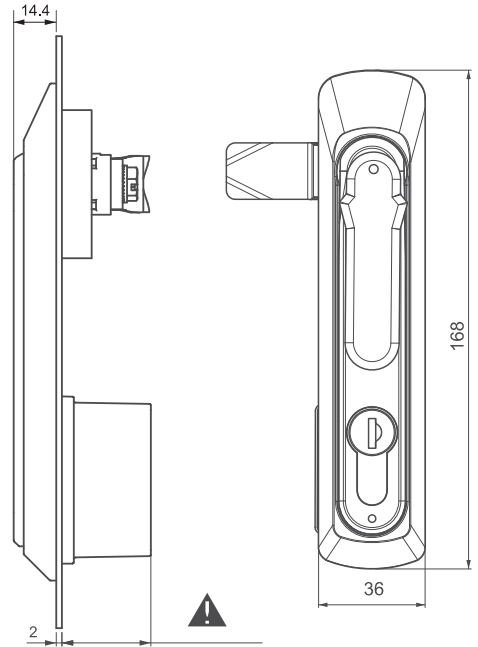
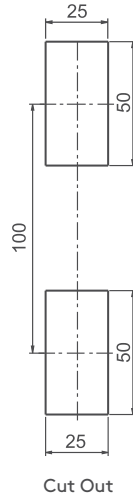
# SWINGHANDLES

## SWINGHANDLE 501

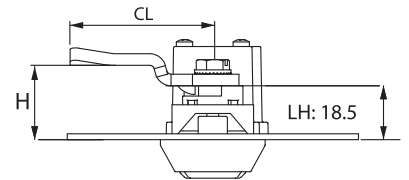
ALL IN METAL



- 
- 
- 
- 



25.5 : Zinc Alloy cylinder  
32 : Brass cylinder



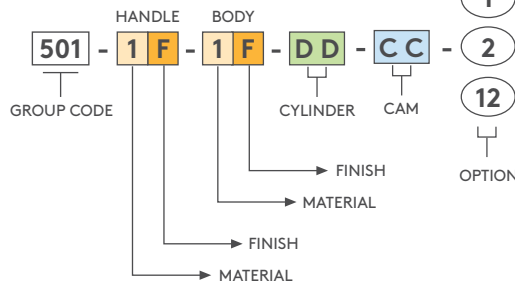
- Stainless steel version: page 453
- Die-cast construction stronger than polyamide
- Thin external profile, 14.4 mm, for flush appearance
- High-security, brass, Euro Profile single-cylinder available
- Dust cap available
- Padlockable version available
- For customised colors contact Essentra

### MATERIAL

**BODY:** Zinc Alloy DIN-EN 1774-ZnAl4Cu1  
**HANDLE:** Zinc Alloy DIN-EN 1774-ZnAl4Cu1  
**CAM:** Steel  
**SEAL:** Polyurethane  
**Padlock HASP:** Stainless steel

**Note:** Special espagnolette cam should be used for this application. Please check page 159.

### PRODUCT CODE



MATERIAL	M	FINISH	F
Zinc Alloy	1	Chrome	1
		Black coated	2

Zinc Alloy CYLINDER	DD
Keyed alike (Stainless steel dust cap)	03
Keyed differ (Stainless steel dust cap)	32
CH751 (Stainless steel dust cap)	07

HIGH-SECURITY CYLINDER			
Brass cylinder		Zinc Alloy cylinder	
Keyed alike	Keyed differ	Keyed alike	Keyed differ
20	21	22	23

BRASS CYLINDER	DD
No cylinder	00
Keyed alike	11

- For cams please check pages: 170 - 171
- For rods please check pages: 178 - 188
- For keys please check pages: 189 - 191






601

SWINGHANDLE

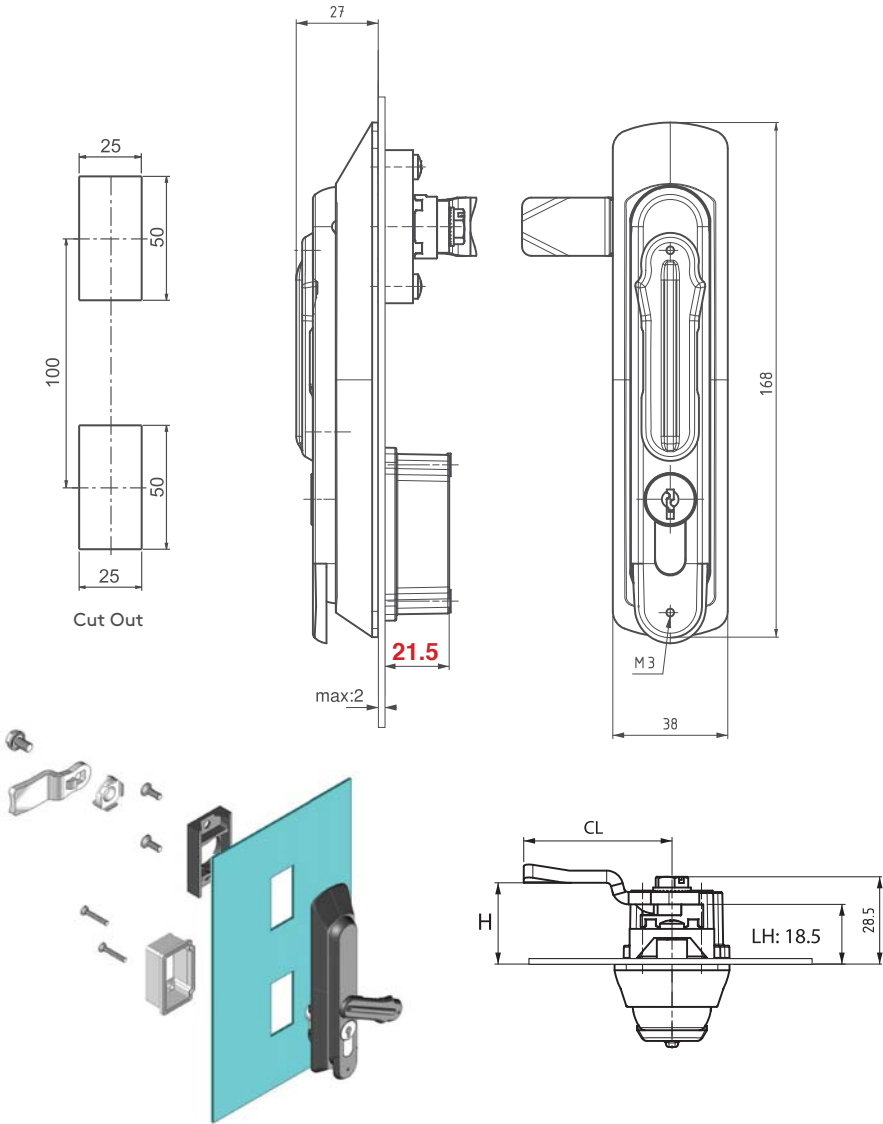
ALL IN METAL



- All metal construction
- Swinghandle for steel and polyester cabinets
- 40 mm Euro Profile single -cylinder fitted
- Improved corrosion resistance
- High-security, brass, Euro Profile single-cylinder available

**MATERIAL**

**BODY:** Zinc Alloy DIN-EN 1774-ZnAl4Cu1  
**HANDLE:** Zinc Alloy DIN-EN 1774-ZnAl4Cu1  
**COVER:** Zinc Alloy DIN-EN 1774-ZnAl4Cu1  
**SEAL:** Polyurethane



**PRODUCT CODE**

601 - 1 F - 1 F - DD - CC - 1

GROUP CODE | HANDLE | BODY | CYLINDER | CAM | For padlock only

FINISH | MATERIAL | FINISH | MATERIAL

MATERIAL	M	FINISH	F
Zinc Alloy	1	Chrome	1
		Black coated	2

① Padlock application

Zinc Alloy CYLINDER	DD
Keyed alike (Stainless steel dust cap)	03
Keyed differ (Stainless steel dust cap)	32
CH751 (Stainless steel dust cap)	07
BRASS CYLINDER	DD
No cylinder	00
Keyed alike	11

HIGH-SECURITY CYLINDER			
Brass cylinder		Zinc Alloy cylinder	
Keyed alike	Keyed differ	Keyed alike	Keyed differ
20	21	22	23

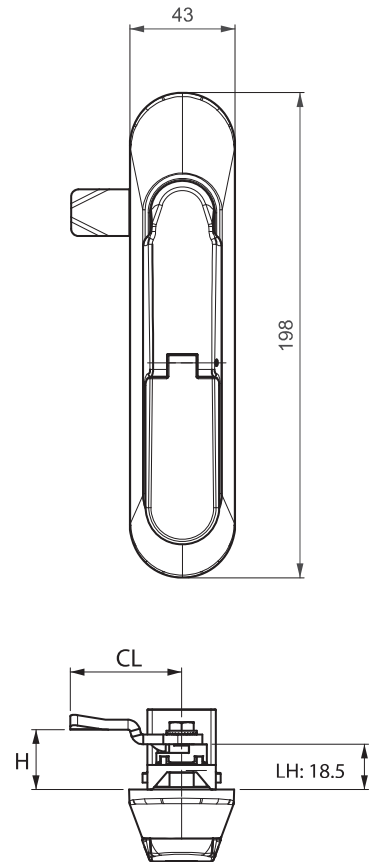
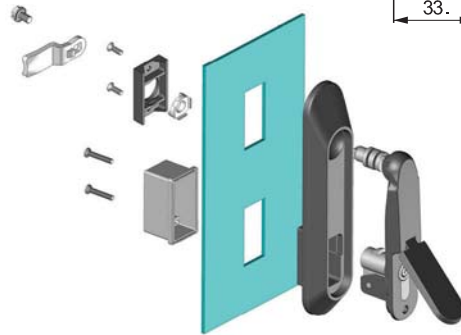
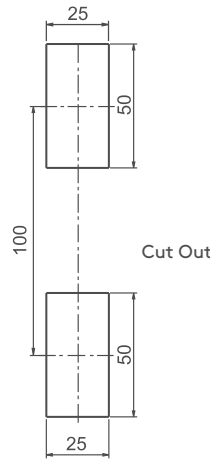
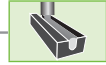
- For cams please check pages: 170 - 171
- For rods please check pages: 178- 188
- For keys please check pages: 189 - 191

# SWINGHANDLES

## SWINGHANDLE

408

ALL IN METAL

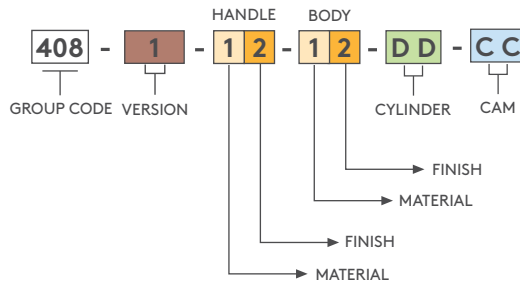


- All metal construction
- Special geometry protects against vandalism
- Double o-ring handle improves IP rating
- High-security cylinder alternative available
- Improved IP rating with moving dust cap

### MATERIAL

**BODY:** Zinc Alloy DIN-EN 1774-ZnAl4Cu1  
**HANDLE:** Zinc Alloy DIN-EN 1774-ZnAl4Cu1  
**CAM:** Steel  
**SEAL:** Polyurethane  
**COVER:** Zinc Alloy DIN-EN 1774-ZnAl4Cu1

### PRODUCT CODE



CYLINDER TYPE		DD
	Keyed alike (Stainless steel dust cap)	03
	Keyed differ (Stainless steel dust cap)	32
	Master system	04
	Euro key (5333)	05
	CH751 (Stainless steel dust cap)	07

MATERIAL		M
Zinc Alloy		1

FINISH		F
Black coated		2

DRIVER/TOOL TYPE			
5 mm Double bit	8 mm Square	9 mm Triangular	Eastern
15	28	39	91

HIGH-SECURITY CYLINDER	
Zinc Alloy cylinder	
Keyed alike	Keyed differ
22	23

- For cams please check pages: 170 - 171
- For rods please check pages: 178 - 188
- For keys please check pages: 189 - 191

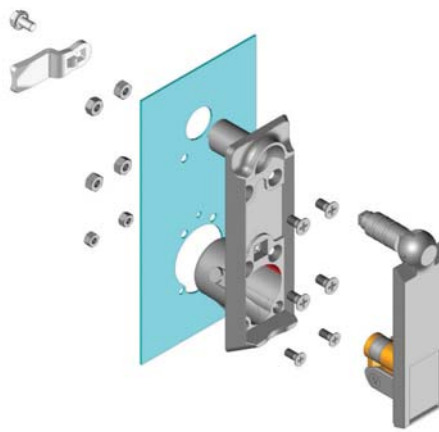
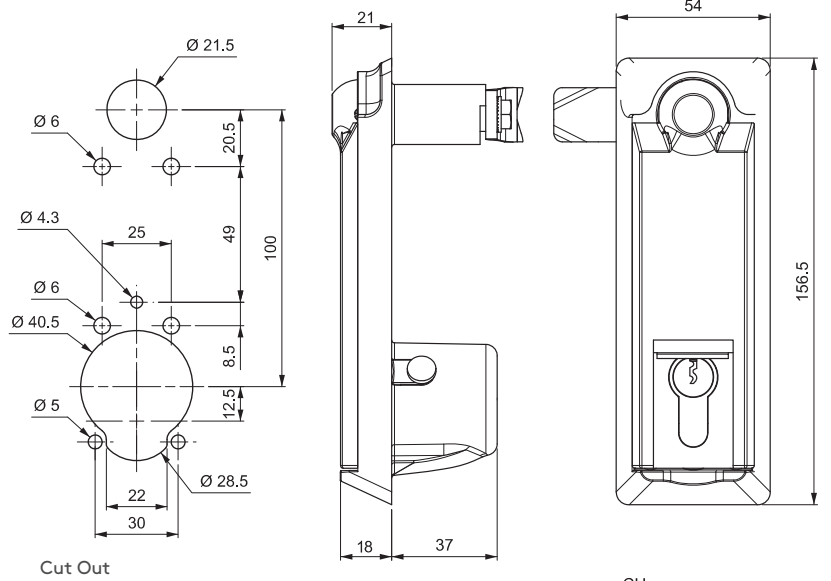


**SWINGHANDLE** 105

ALL IN METAL



-  RoHS
-  IP 65  
NEMA 4
- 
- 

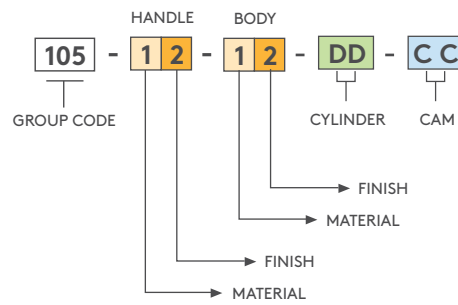



- All metal construction
- Improved corrosion resistance
- Double o-ring used for handle provides improved IP rating
- High security cylinder alternative
- Better IP rating with moving dust cap



**MATERIAL**

**BODY:** Zinc Alloy DIN-EN 774-ZnAl4Cu13  
**HANDLE:** Zinc Alloy DIN-EN 1774-ZnAl4Cu1  
**CAM:** Stainless Steel  
**SEAL:** Polyurethane  
**DUST CAP:** Stainless Steel

**PRODUCT CODE**



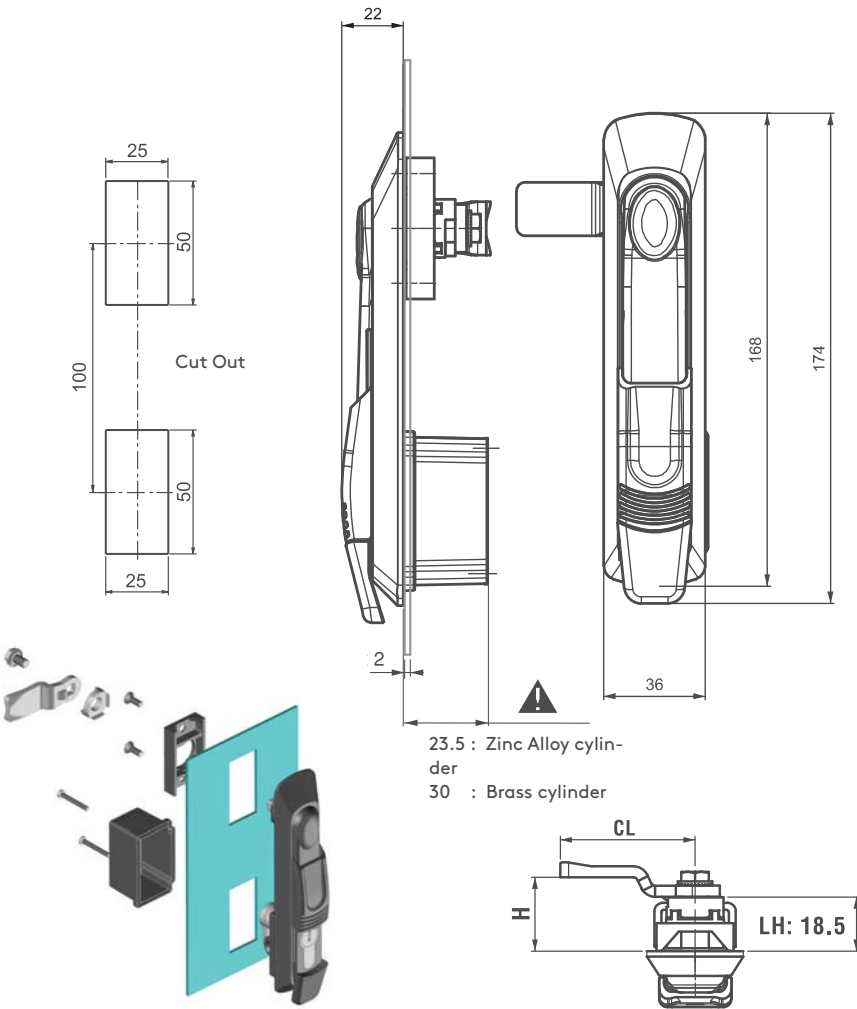
BRASS CYLINDER		DD
	No Cylinder	00
	Keyed Alike	11

 For cams please check pages: 170 - 171  
 For rods please check pages: 178- 188



206

SWINGHANDLE



- RoHS
- IP 65 NEMA 4
- 
- 

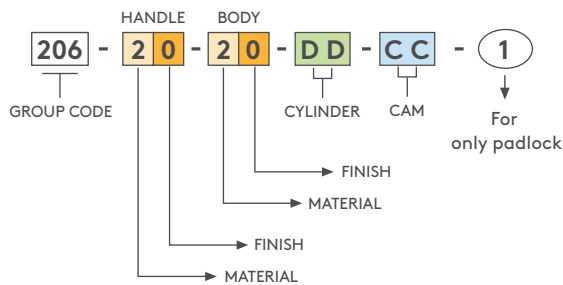


- Sliding dust cover
- Ergonomic handle
- Padlockable version available
- 40 mm Euro Profile cylinder fitted

MATERIAL

BODY: Polyamide DIN-EN ISO 1043-1 PA6 GFR 30  
 HANDLE: Polyamide DIN-EN ISO 1043-1 PA6 GFR 30  
 CAM: Steel  
 SEAL: Polyurethane

PRODUCT CODE



CYLINDER TYPE		DD
	Keyed alike (Stainless steel dust cap)	03
	Keyed differ (Stainless steel dust cap)	32
	Master system	04
	Euro key (5333)	05
	CH751 (Stainless steel dust cap)	07

DRIVER TYPE			
5 mm Double bit	8 mm Square	9 mm Triangular	Eastern
15	28	39	91

NO CYLINDER	DD
Plastic blind cylinder	24



1

Padlock application  
 Special sliding cover is available for padlockable version

- For cams please check pages: 170 - 171
- For rods please check pages: 178- 188
- For keys please check pages: 189 - 191

# SWINGHANDLES

## SWINGHANDLE

306

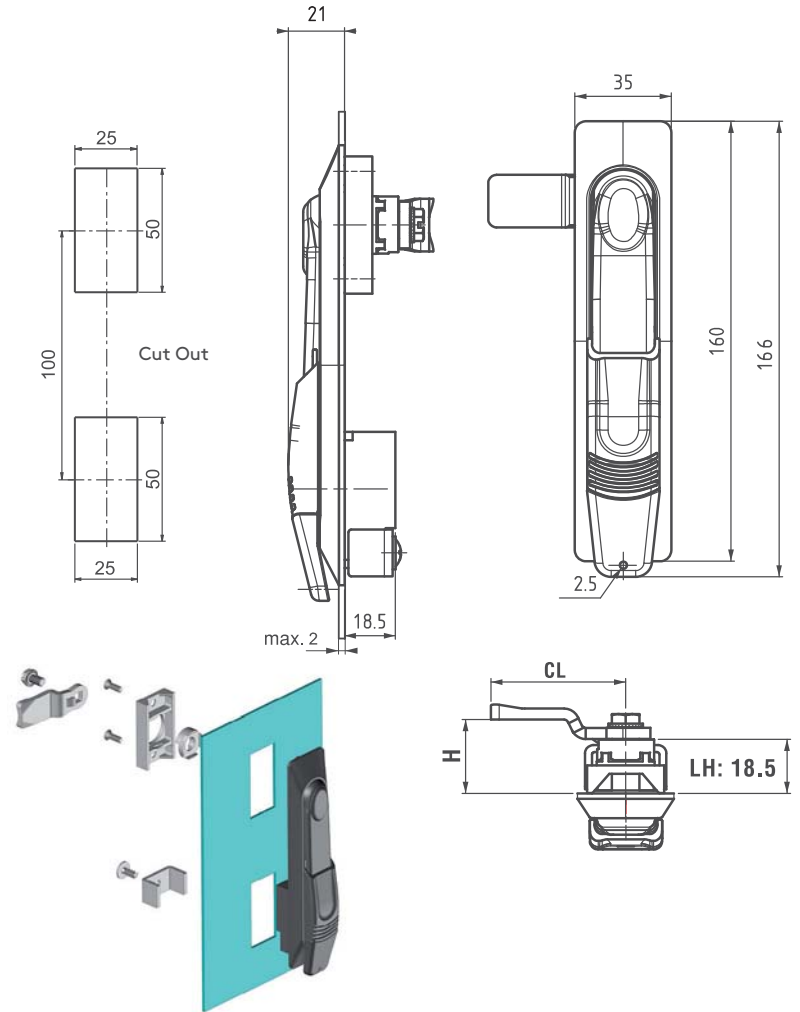


- RoHS
- IP 65  
NEMA 4
- 

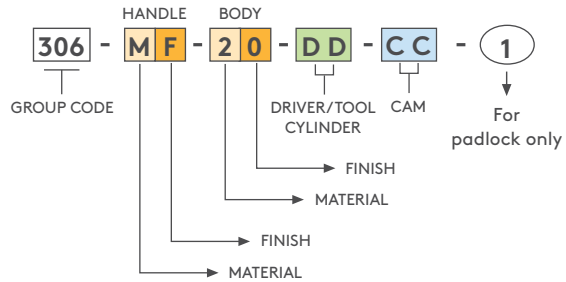
- Sliding dust cover
- Ergonomic handle
- Padlockable version available

### MATERIAL

**BODY:** Polyamide DIN-EN ISO 1043-1 PA6 GFR 30  
**HANDLE:** PA6 GFR 30 or Zinc Alloy  
**CAM:** Steel - PA6 GFR 30  
**SEAL:** Polyurethane



### PRODUCT CODE



Padlock application  
 Special sliding cover is available for padlockable version

DRIVER/TOOL		
5 mm Double bit	8 mm Square	9 mm Triangular
15	28	39

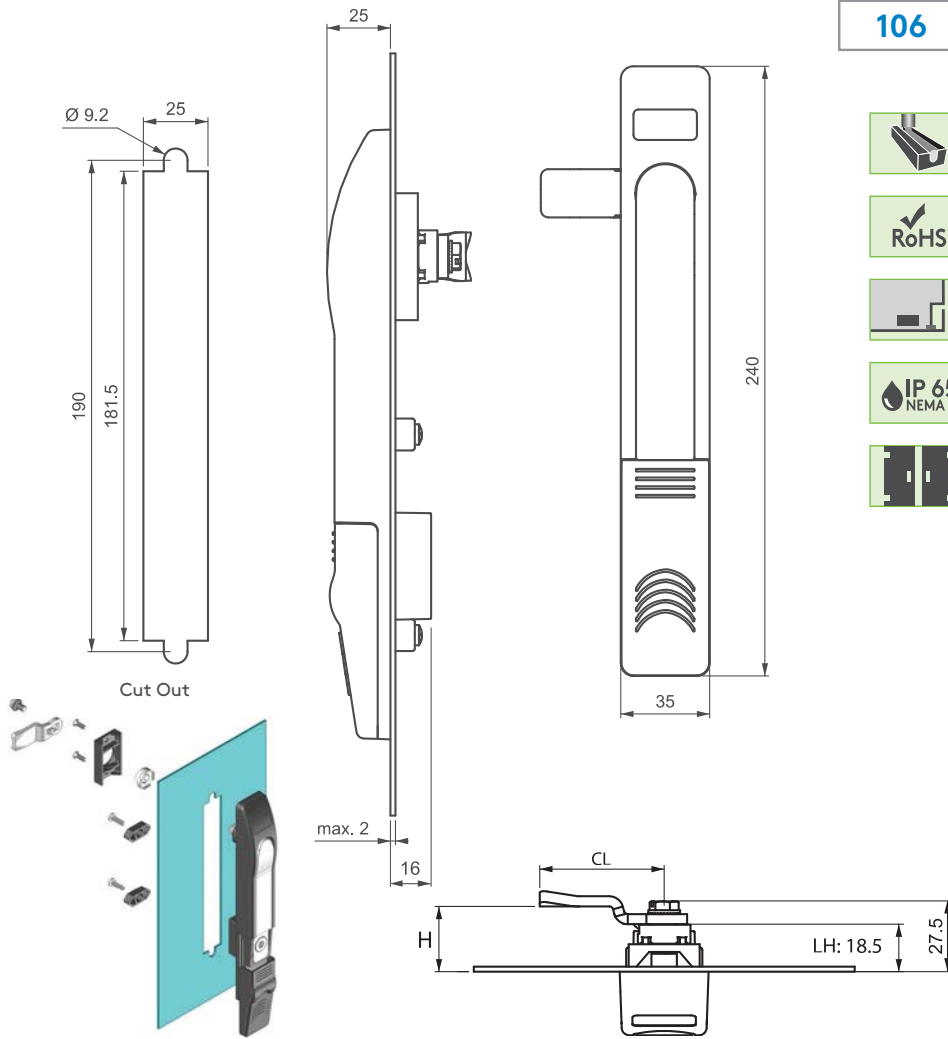
MATERIAL	M
Zinc Alloy	1
Plastic	2

FINISH	F
Chrome	1
Black coated	2

CYLINDER TYPE		DD
	Keyed alike (Stainless steel dust cap)	03
	Keyed differ (Stainless steel dust cap)	32
	Euro key (5333)	05
	CH751 (Stainless steel dust cap)	07

For cams please check pages: 170 - 171  
 For rods please check pages: 178 - 188



106

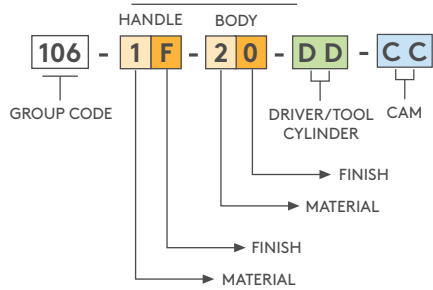
SWINGHANDLE

- 
- 
- 
- 
- 





- More suitable for indoor applications
- Spring-loaded, slam-action swinghandle
- Sliding dust cover
- Suited for outside gasketing application

PRODUCT CODE



MATERIAL


- BODY: Polyamide DIN-EN ISO 1043-1 PA6 GFR 30
- HANDLE: Zinc Alloy DIN-EN 1774-ZnAl4Cu1
- CAM: Steel
- SEAL: Polyurethane




DRIVER/TOOL		
5 mm Double bit	8 mm Square	9 mm Triangular
		
15	28	39

MATERIAL	M
Zinc Alloy	1
Plastic	2

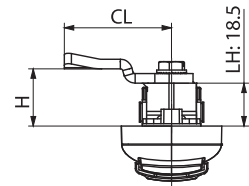
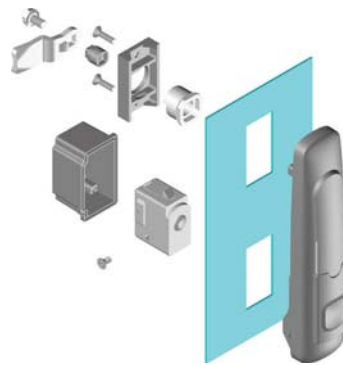
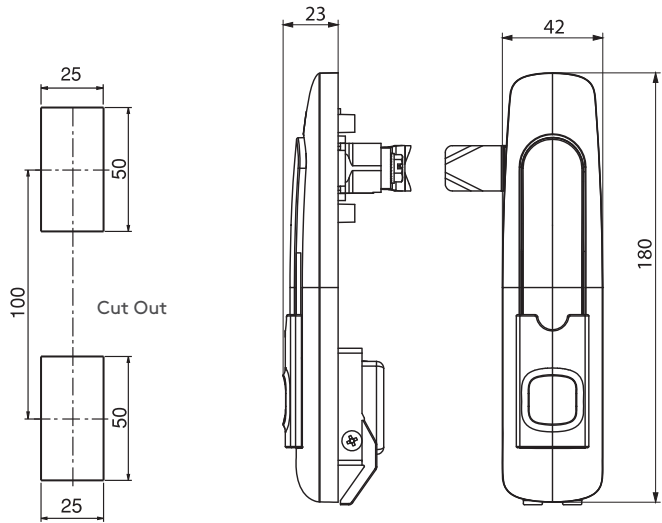
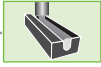
FINISH	F
Chrome	1
Black coated	2

CYLINDER TYPE		DD
	Keyed alike (Stainless steel dust cap)	03
	Keyed differ (Stainless steel dust cap)	32
	Euro key (5333)	05
	CH751 (Stainless steel dust cap)	07

-  For cams please check pages: 170 - 171
-  For rods please check pages: 178- 188
-  For keys please check pages: 189 - 191

## MODULAR SYSTEM SWINGHANDLE

406

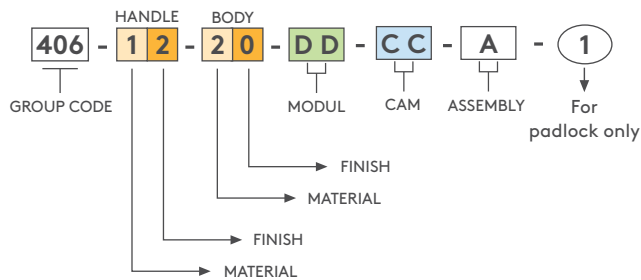


- Swing handle has a modular lock structure allows easy modification for customer requests
- Lock and modules could be ordered separately
- Single point locking and gearbox option is possible on same lock by an adaptor
- Padlock is optional
- Easy fixing option by plastic clips

### MATERIAL

**BODY:** PA6 GFR 30  
**HANDLE:** Zinc Alloy DIN-EN 1774-ZnAl4Cu1  
**CAM:** Steel  
**SEAL:** Polyurethane

### PRODUCT CODE



MATERIAL	M
Zinc Alloy	1
Plastic	2

FINISH	F
No finish	0
Black coated	2



1

Padlock application

- For cams please check pages: 172 - 173
- For rods please check pages: 178 - 188
- For keys please check pages: 189 - 191

	CYLINDER TYPE		DD	Item code:
	Stainless steel dust cap (Keyed alike)	03	MDL03	
	Stainless steel dust cap (Keyed differ)	32	MDL32	
	Euro key (5333)	05	MDL05	
	CH751 (Stainless steel dust cap)	07	MDL07	

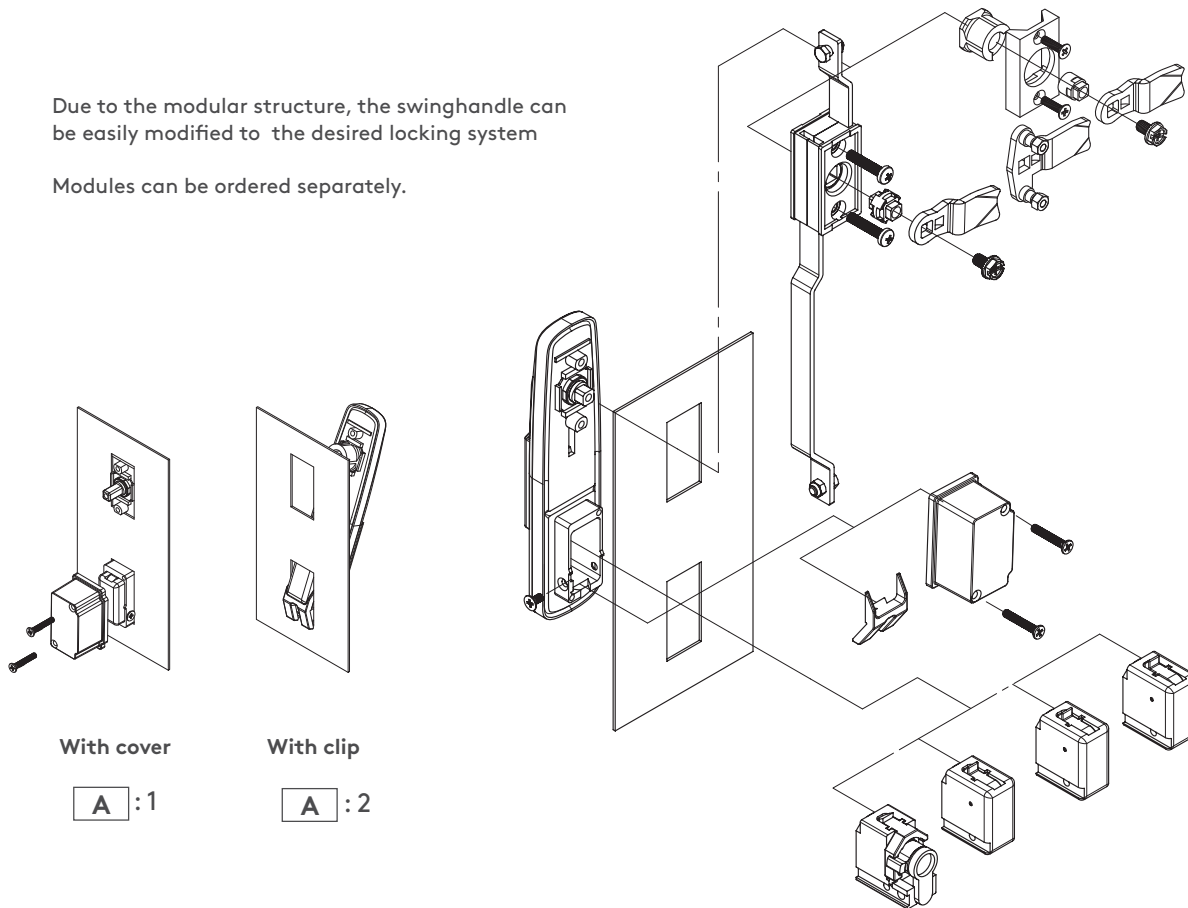
DRIVER/TOOL	DRIVER/TOOL	DRIVER/TOOL	DRIVER/TOOL	DRIVER/TOOL	DRIVER/TOOL	DRIVER/TOOL	DRIVER/TOOL	DRIVER/TOOL	DRIVER/TOOL
5 mm Double bit	8 mm Square	9 mm Triangular	Zinc Alloy	Brass (keyed alike)	5 mm Double bit	8 mm Square	9 mm Triangular	Zinc Alloy	Brass (keyed alike)
15	28	39	55	11	15	28	39	55	11
MDL15	MDL28	MDL39	MDL55	MDL11	MDL15	MDL28	MDL39	MDL55	MDL11





Due to the modular structure, the swinghandle can be easily modified to the desired locking system

Modules can be ordered separately.



With cover

A :1

With clip

A :2

The set items can be ordered separately with their codes in below



MLS01

- 1-SET:
- Body
  - Handle
  - Dust cap
  - Shaft



MLS02

- 1-SET:
- Plastic Mechanism
  - Screws
  - Cam Adapter

For multi point locking



MLS03

- 1-SET:
- Plastic Fixed Part
  - Screws
  - Cam Adapter

For single point locking



MDLXX

- MODULES
- MDLXX

Please check the previous page



MLS05

- 1-SET:
- Plastic Fixed Part
  - Screws

With this set the handle meet IP 65 specs.



320.02.246

- 1-PCS
- Clip-in part

With this clip-in part mounting time reduces by %50



CAMS

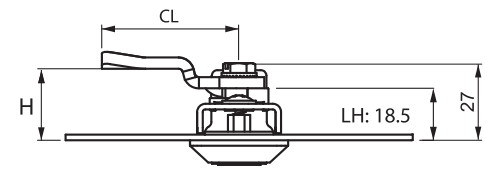
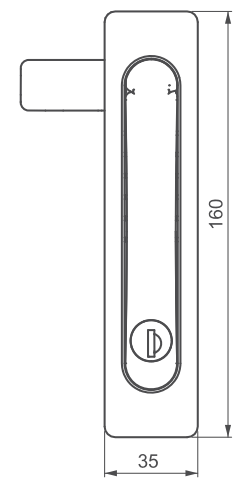
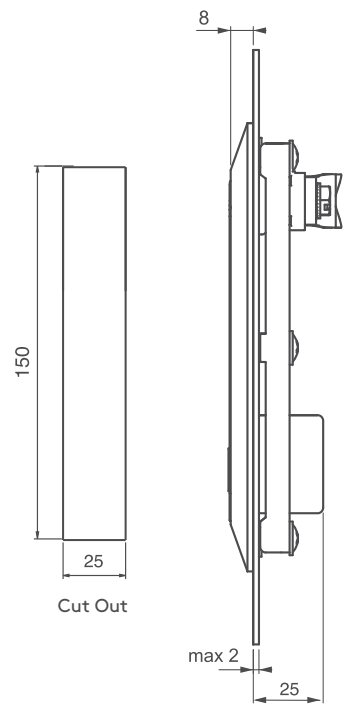
Please check the cams page 172-173

SWINGHANDLE

008



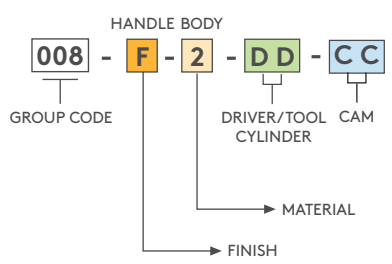
- 
- 
- 
- 
- 



- Cut out 25 mm x 150 mm
- Steel fixing bracket for improved stability and grounding
- Ultra-low external profile, 8 mm, for flush appearance
- Spring-loaded, slam-action swinghandle

**MATERIAL**  
**BODY:** Polyamide DIN-EN ISO 1043-1 PA6 GFR 30  
**HANDLE:** Zinc Alloy DIN-EN 1774-ZnAl4Cu1  
**CAM:** Steel or PA6 GFR 30  
**SEAL:** Polyurethane

PRODUCT CODE



MATERIAL	M
Plastic	2

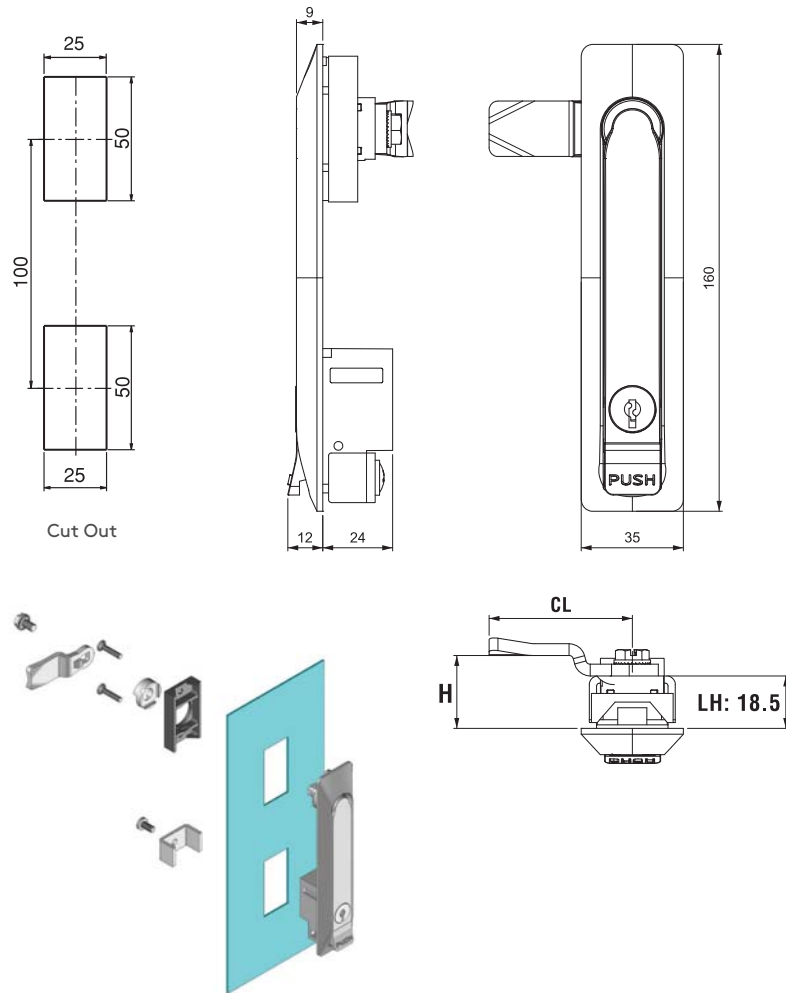
FINISH	F
Chrome	1
Black coated	2

HIGH-SECURITY CYLINDER	
Keyed alike	Keyed differ
20	21

DRIVER/TOOL		
5 mm Double bit	8 mm Square	9 mm Triangular
15	28	39

CYLINDER TYPE		DD
	Keyed alike (Stainless steel dust cap)	03
	Keyed differ (Stainless steel dust cap)	32
	Master system	04
	Euro key (5333)	05
	CH751 (Stainless steel dust cap)	07

- For cams please check pages: 170 - 171
- For rods please check pages: 178- 188
- For keys please check pages: 189 - 191



908

SWINGHANDLE

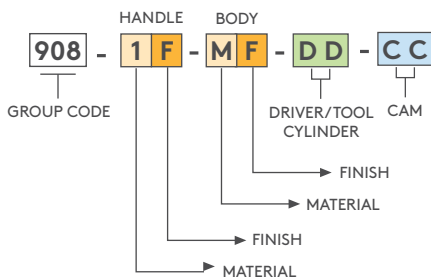


- Swinghandle with push button
- Standard cut out
- Ultra low external profile, just 9 mm, to give flush appearance

**MATERIAL**

- BODY** : Zinc Alloy DIN-EN 1774-ZnAl4Cu1 or PA6 GFR 30
- HANDLE** : Zinc Alloy DIN-EN 1774-ZnAl4Cu1
- CAM SEAL** : Steel or PA6 GFR 30
- SEAL** : Polyurethane




**PRODUCT CODE**




MATERIAL	M
Zinc Alloy	1
Plastic	2

FINISH	F
Chrome	1
Black coated	2
No finish	0




HIGH-SECURITY CYLINDER	
 Keyed alike	 Keyed differ
20	21

DRIVER/TOOL		
5 mm Double bit 	8 mm Square 	9 mm Triangular 
15	28	39

CYLINDER TYPE		DD
	No Cylinder	00
	Keyed alike (Stainless steel dust cap)	03
	Keyed differ (Stainless steel dust cap)	32
	Master system	04
	Euro key (5333)	05
	CH751 (Stainless steel dust cap)	07



No Cylinder '00'

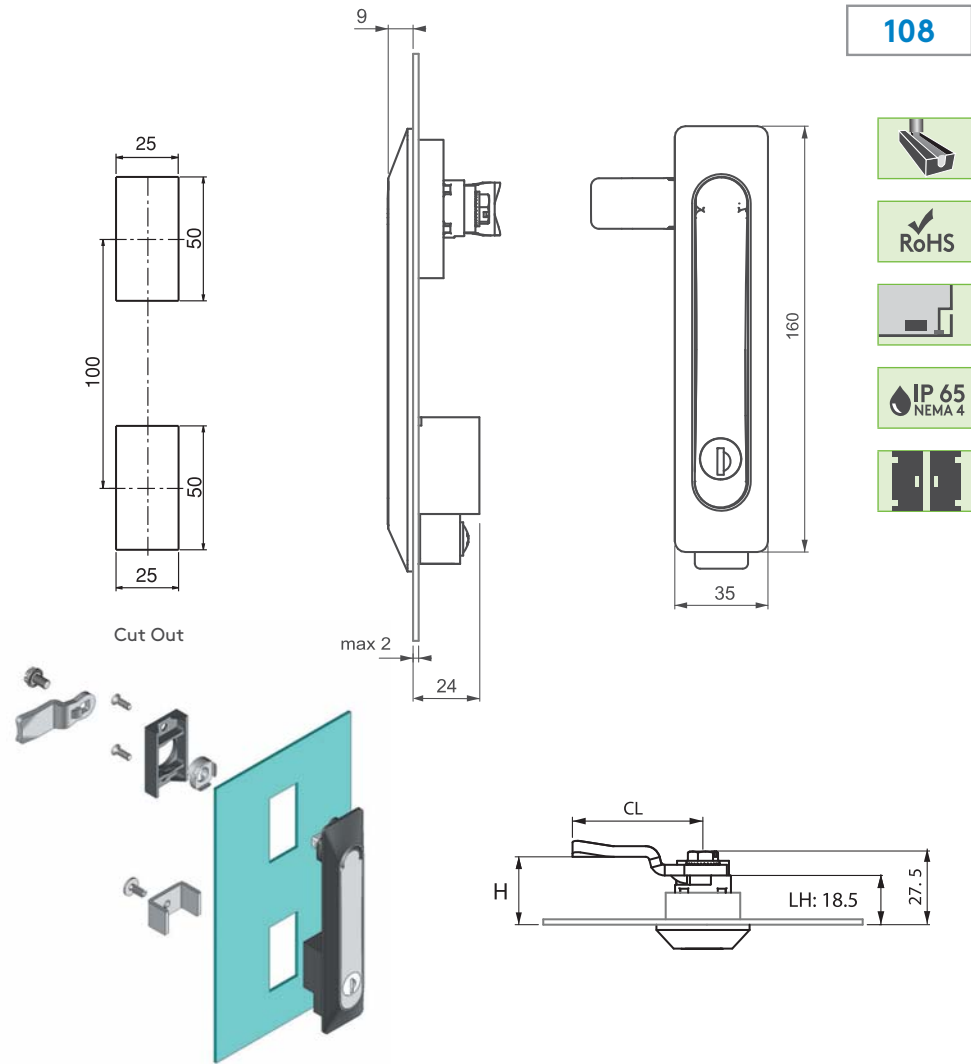
-  For cams please check pages: 170 - 171
-  For rods please check pages: 178 - 188
-  For keys please check pages: 189 - 191





108

SWINGHANDLE



- 
- 
- 
- 

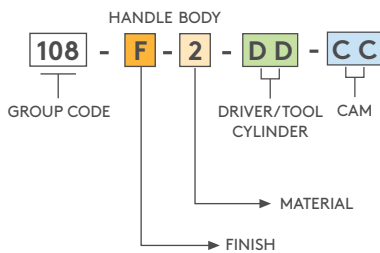


- Standard cut out
- Ultra-low external profile, 9 mm, for flush appearance
- Spring-loaded, slam-action swinghandle

**MATERIAL**

**BODY:** Polyamide DIN-EN ISO 1043-1 PA6 GFR 30  
**HANDLE:** Zinc Alloy DIN-EN 1774-ZnAl4Cu1  
**CAM:** Steel or PA6 GFR 30  
**SEAL:** Polyurethane




**PRODUCT CODE**







MATERIAL	M
Plastic	2

FINISH	F
Chrome	1
Black coated	2

HIGH-SECURITY CYLINDER	
	
Keyed alike	Keyed differ
20	21

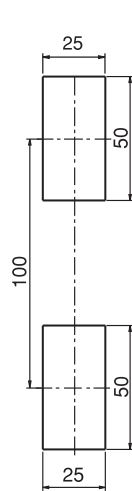
DRIVER/TOOL		
5 mm Double bit	8 mm Square	9 mm Triangular
		
15	28	39

CYLINDER TYPE		DD
	Keyed alike (Stainless steel dust cap)	03
	Keyed differ (Stainless steel dust cap)	32
	Master system	04
	Euro key (5333)	05
	CH751 (Stainless steel dust cap)	07

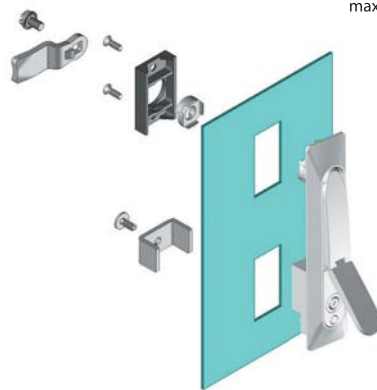
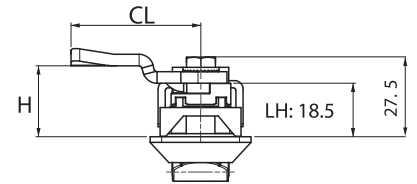
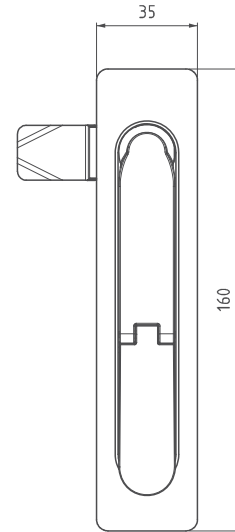
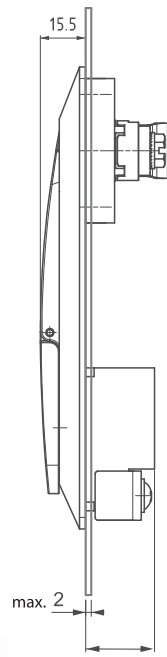
-  For cams please check pages: 170 - 171
-  For rods please check pages: 178- 188
-  For keys please check pages: 189 - 191

**SWINGHANDLE** 108

ALL IN METAL



Cut Out



- All metal construction
- Improved corrosion resistance.
- High-security cylinder alternative
- Improved IP resistance with moving dust cap

**MATERIAL**

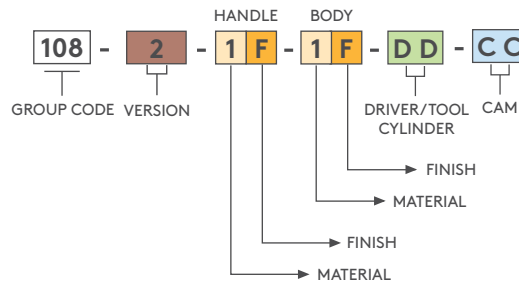
BODY: Zinc Alloy DIN-EN 1774-ZnAl4Cu1

HANDLE: Zinc Alloy DIN-EN 1774-ZnAl4Cu1

CAM: Steel or PA6 GFR 30

SEAL: Polyurethane




**PRODUCT CODE**




MATERIAL	M
Zinc Alloy	1

FINISH	F
Chrome	1
Black coated	2

HIGH-SECURITY CYLINDER	
	
Keyed alike	Keyed differ
20	21

DRIVER/TOOL		
5 mm Double bit	8 mm Square	9 mm Triangular
		
15	28	39

CYLINDER TYPE		DD
	Keyed alike (Stainless steel dust cap)	03
	Keyed differ (Stainless steel dust cap)	32
	Master system	04
	Euro key (5333)	05
	CH751 (Stainless steel dust cap)	07

- For cams please check pages: 170 - 171
- For rods please check pages: 178 - 188
- For keys please check pages: 189 - 191

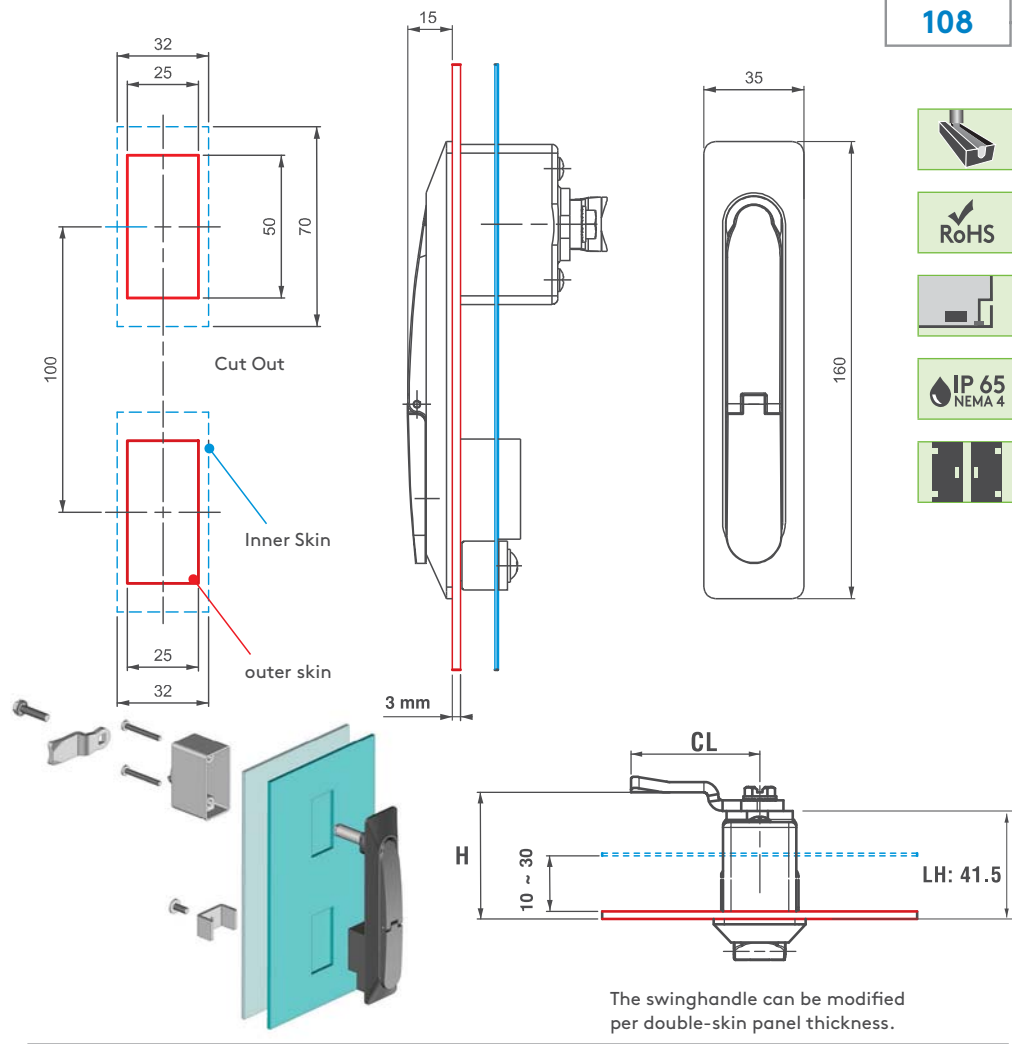


**108**

**SWINGHANDLE**

ALL IN METAL

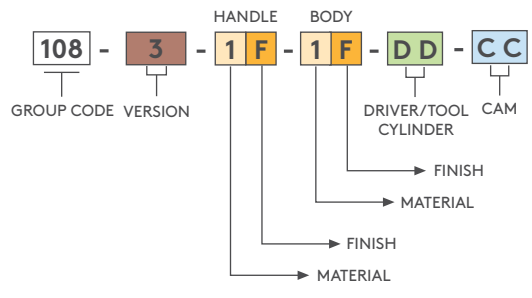
- 
-  RoHS
- 
-  IP 65  
NEMA 4
- 



- Ideal for double-skin doors and outdoor cabinets
- Improved strength to protect against vandalism
- High-security cylinder with special shaped key prevents unauthorized duplication
- Improved IP resistance with moving dust cap
- Spring-loaded, slam-action swinghandle

The swinghandle can be modified per double-skin panel thickness.

**PRODUCT CODE**



MATERIAL	M
Zinc Alloy	1

FINISH	F
Chrome	1
Black coated	2

**MATERIAL**




- BODY:** Zinc Alloy DIN-EN 1774-ZnAl4Cu1
- HANDLE:** Zinc Alloy DIN-EN 1774-ZnAl4Cu1
- CAM:** Steel or PA6 GFR 30
- SEAL:** Polyurethane


**HIGH-SECURITY CYLINDER**






Keyed alike	Keyed differ
20	21

**DRIVER/TOOL**

5 mm Double bit	8 mm Square	9 mm Triangular
		
15	28	39

CYLINDER TYPE		DD
	Keyed alike (Stainless steel dust cap)	03
	Keyed differ (Stainless steel dust cap)	32
	Master system	04
	Euro key (5333)	05
	CH751 (Stainless steel dust cap)	07

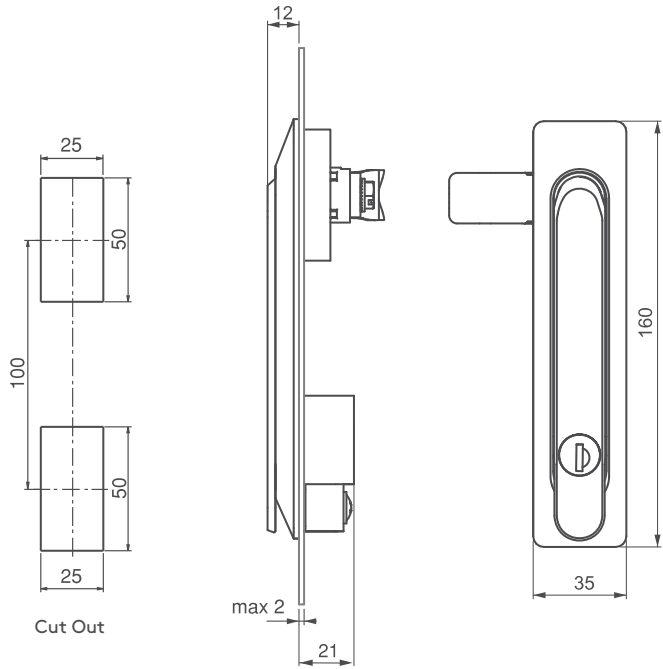
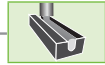
-  For cams please check pages: 170 - 171
-  For rods please check pages: 178 - 188
-  For keys please check pages: 189 - 191

# SWINGHANDLES

## SWINGHANDLE

208


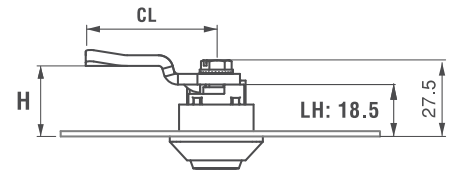
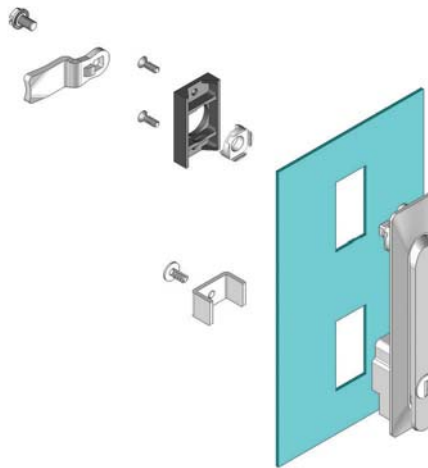
ALL IN METAL



- All metal construction
- Stronger and better looking than polyamide
- Handle is not spring loaded and slam action
- Key can be removed at unlocked position

**MATERIAL**

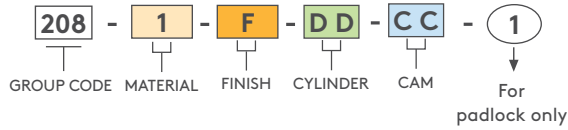
**BODY:** Zinc Alloy DIN-EN 1774-ZnAl4Cu1  
**HANDLE:** Zinc Alloy DIN-EN 1774-ZnAl4Cu1  
**CAM:** Steel or PA6 GFR 30  
**SEAL:** Polyurethane



1

Padlock application

**PRODUCT CODE**



MATERIAL	M
Zinc Alloy	1

FINISH	F
Chrome	1
Black coated	2

CYLINDER	SPECIFICATIONS	DD
	Keyed alike (Stainless steel dust cap)	03
	Keyed differ (Stainless steel dust cap)	32
	Master system	04
	Euro key (5333)	05
	CH751 (Stainless steel dust cap)	07

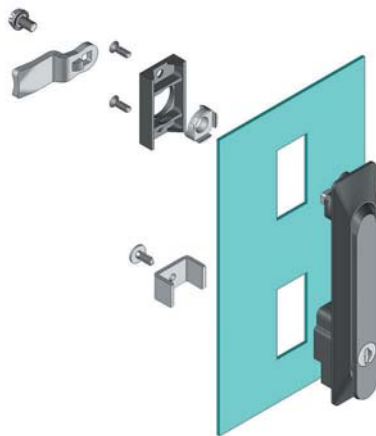
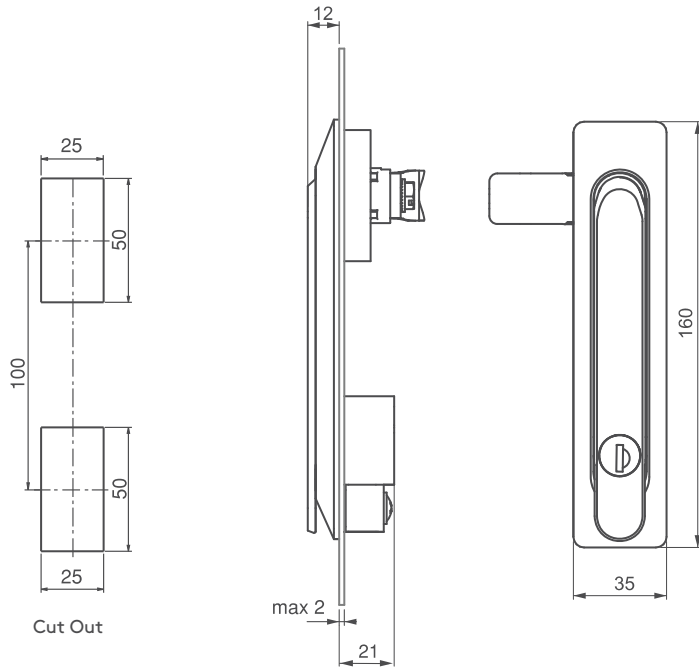
For cams please check pages: 170 - 171  
 For rods please check pages: 178- 188





208

SWINGHANDLE



- 
- 
- 
- 
- 

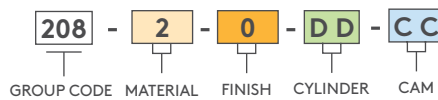



- Can be used for indoor applications
- Offers an economical solution



**MATERIAL**

- BODY: Polyamide DIN-EN ISO 1043-1 PA6 GFR 30
- HANDLE: Polyamide DIN-EN ISO 1043-1 PA6 GFR 30
- CAM: Steel - PA6 GFR 30
- SEAL: Polyurethane

**PRODUCT CODE**



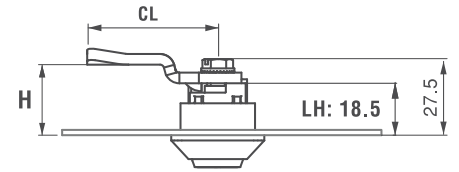
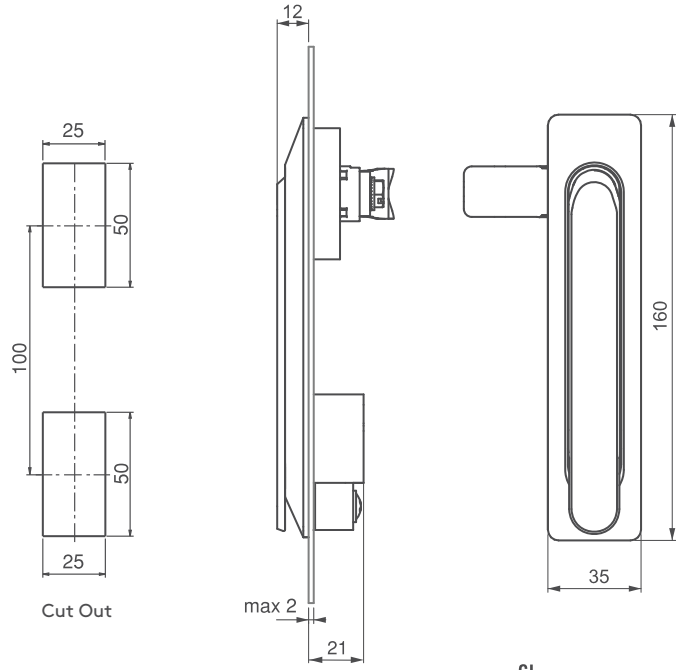
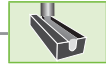

CYLINDER	SPECIFICATIONS	DD
	Keyed alike (Stainless steel dust cap)	03
	Keyed differ (Stainless steel dust cap)	32
	Master system	04
	Euro key (5333)	05
	CH751 (Stainless steel dust cap)	07

-  For cams please check pages: 170 - 171
-  For rods please check pages: 178- 188

# SWINGHANDLES

## SWINGHANDLE

218



- Concealed special cam on the handle provides fixing
- For indoor and outdoor applications
- Offers an economical solution

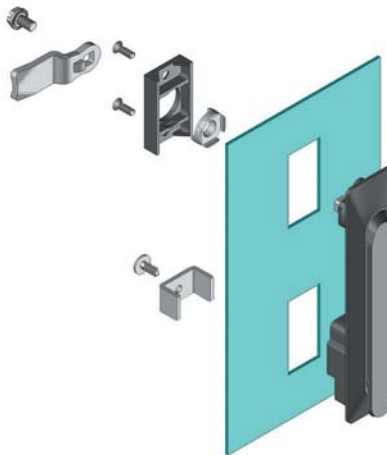
### MATERIAL

**BODY:** Zinc Alloy DIN-EN 1774-ZnAl4Cu1 or PA6 GFR 30

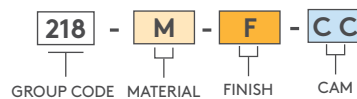
**HANDLE:** Zinc Alloy DIN-EN 1774-ZnAl4Cu1 or PA6 GFR 30

**CAM:** Steel or PA6 GFR 30

**SEAL:** Polyurethane



### PRODUCT CODE



MATERIAL	M	FINISH	F
Zinc Alloy	1	Chrome	1
		Black coated	2
Plastic	2	No finish	0

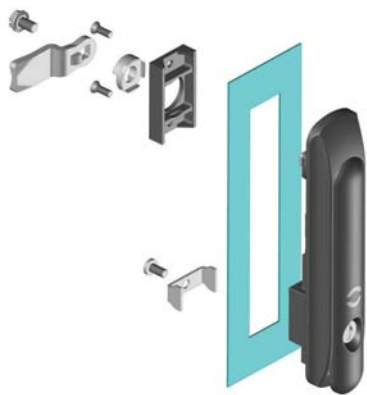
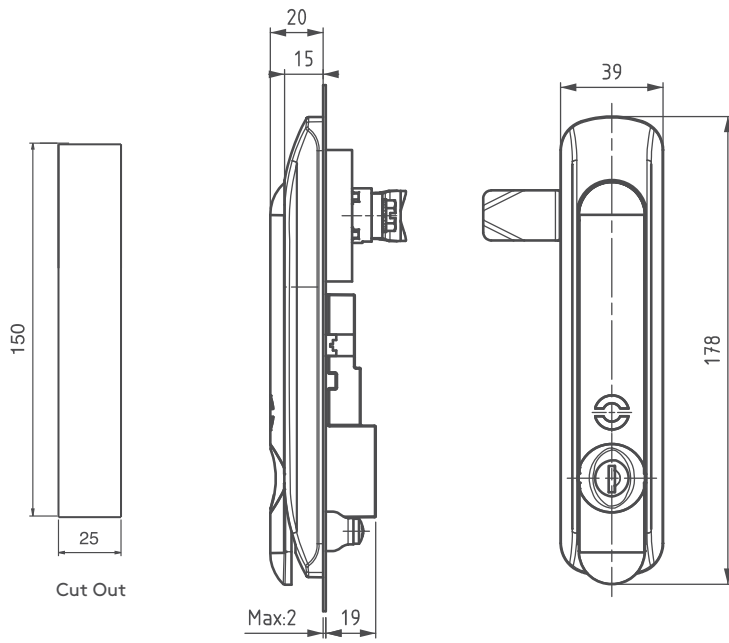


For cams please check pages: 170 - 171



808

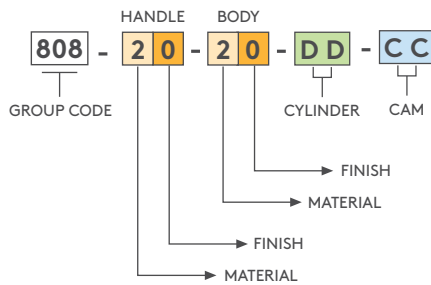
SWINGHANDLE



**MATERIAL**

- BODY: Polyamide DIN-EN ISO 1043-1 PA6 GFR 30
- HANDLE: Polyamide DIN-EN ISO 1043-1 PA6 GFR 30
- CAM: Steel - PA6 GFR 30
- SEAL: Polyurethane

**PRODUCT CODE**



CYLINDER	SPECIFICATIONS	DD
	Keyed alike (Stainless steel dust cap)	03
	Keyed differ (Stainless steel dust cap)	32
	Master system	04
	Euro key (5333)	05
	CH751 (Stainless steel dust cap)	07

For cams please check pages: 170 - 171  
For rods please check pages: 178 - 188

**SWINGHANDLE**

**708**

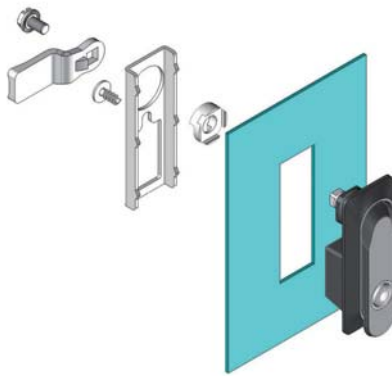
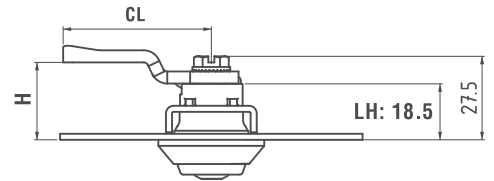
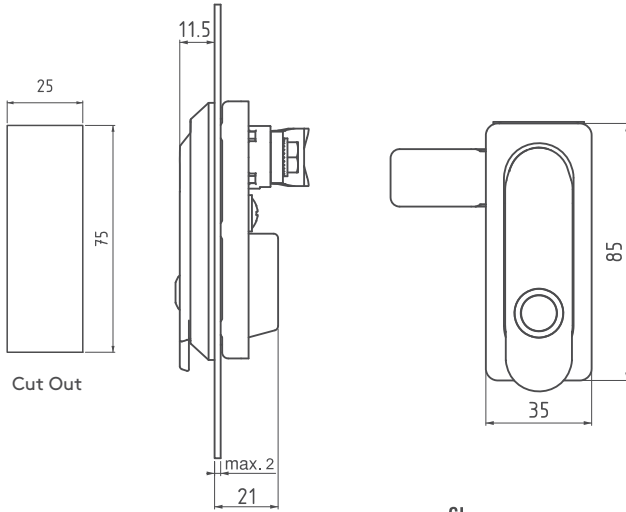


- 
- 
- 
- 
- 

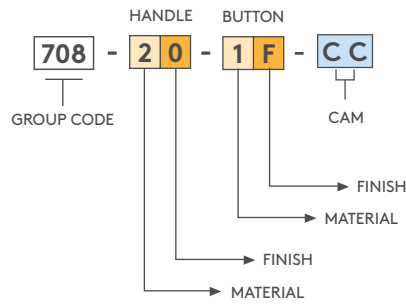
- Can be used for internal applications
- Lock can be opened by pressing the button
- 25 X 75 mm cut out

**MATERIAL**

**BODY:** Polyamide DIN-EN ISO 1043-1 PA6 GFR 30  
**HANDLE:** Polyamide DIN-EN ISO 1043-1 PA6 GFR 30  
**BUTTON:** Zinc Alloy DIN-EN 1774-ZnAl4Cu1  
**CAM:** Steel  
**SEAL:** Rubber



**PRODUCT CODE**



MATERIAL	M	FINISH	F
Zinc Alloy	1	Chrome	1
		Black coated	2
Plastic	2	No finish	0

For cams please check pages: 170 - 171



708

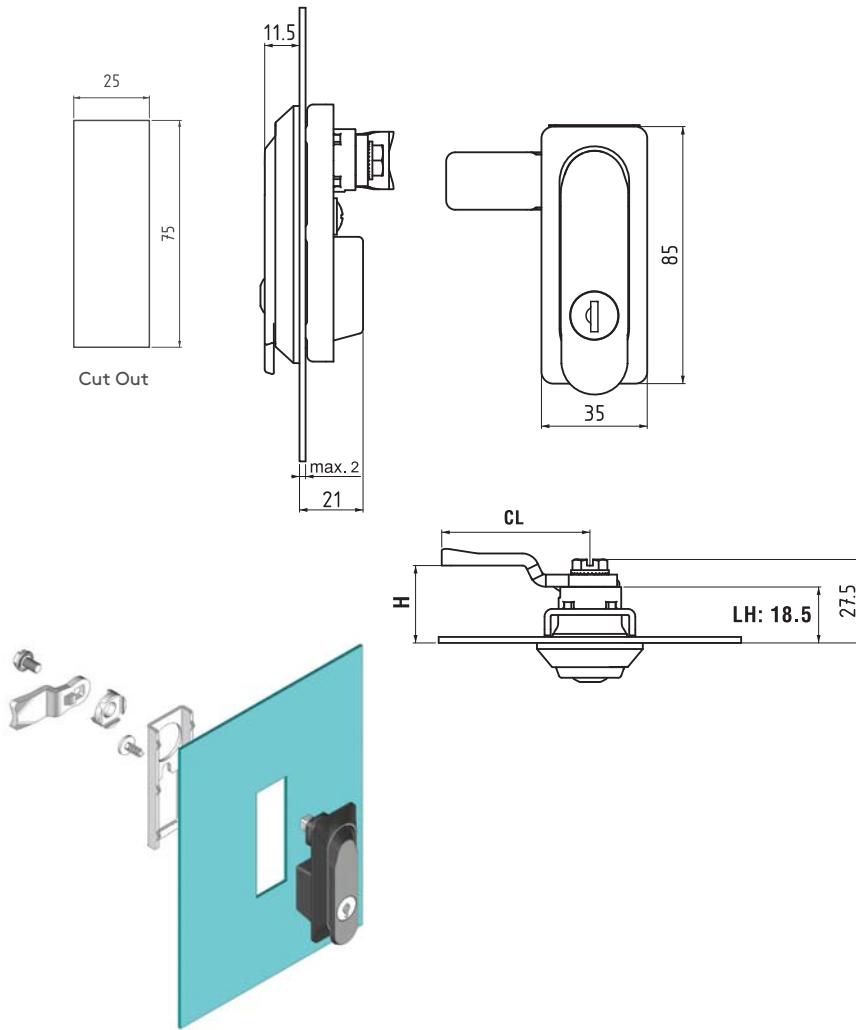
SWINGHANDLE



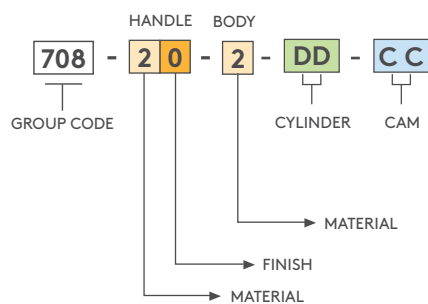
- Can be used for internal applications
- 25 X 75 mm cut out

**MATERIAL**

BODY: Polyamide DIN-EN ISO 1043-1 PA6 GFR 30  
 HANDLE: Polyamide DIN-EN ISO 1043-1 PA6 GFR 30  
 CYLINDER: Zinc Alloy DIN-EN 1774-ZnAl4Cu1  
 CAM: Steel  
 SEAL: Polyurethane



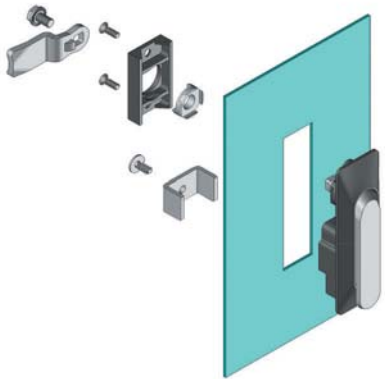
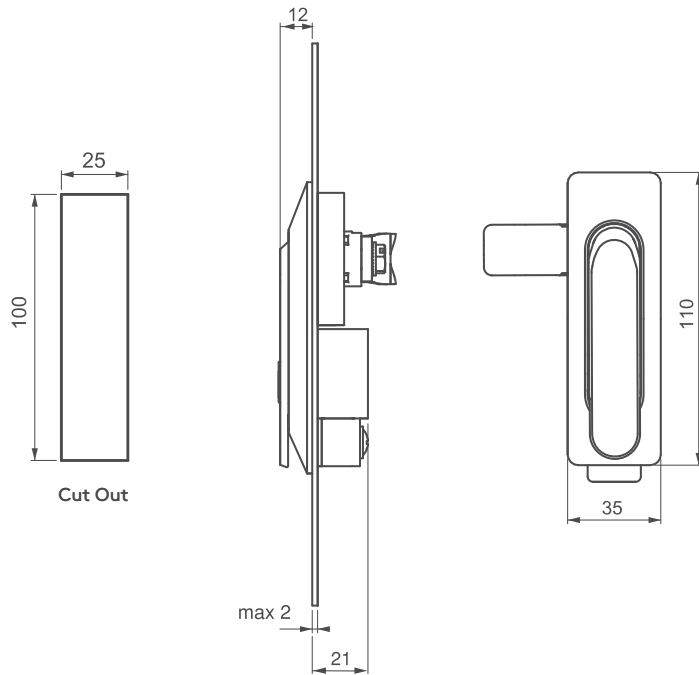
**PRODUCT CODE**



CYLINDER TYPE		DD
	Keyed alike (Stainless steel dust cap)	03
	Keyed differ (Stainless steel dust cap)	32
	Master system	04
	Euro key (5333)	05
	CH751 (Stainless steel dust cap)	07

For cams please check pages: 170 - 171

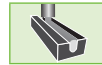




**318**

## SWINGHANDLE

SMALL VERSION

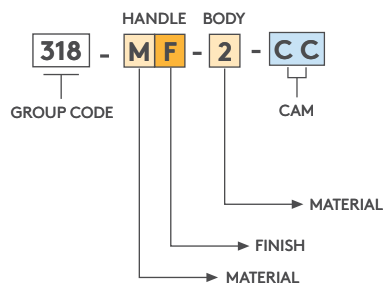


- Concealed special cam on handle for fixing
- For indoor and outdoor applications
- Offers an economical solution
- 25 mm x 100 mm cut out

### MATERIAL

**BODY:** Polyamide DIN-EN ISO 1043-1 PA6 GFR 30  
**HANDLE:** Zinc Alloy DIN-EN 1774-ZnAl4Cu1 or PA6 GFR 30  
**CAM:** Steel - PA6 GFR 30  
**SEAL:** Polyurethane

### PRODUCT CODE



MATERIAL	M
Zinc Alloy	1
Plastic	2

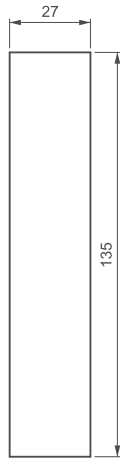
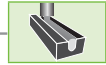
FINISH	F
Chrome	1
Black coated	2
No finish	0

For cams please check pages: 170 - 171

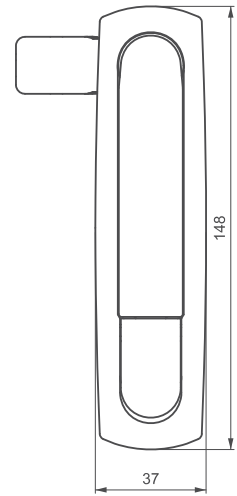
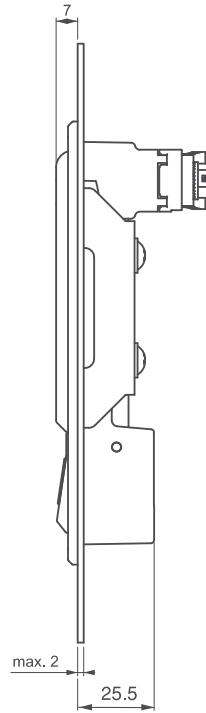
**SWINGHANDLE**

**518**

ALL IN METAL



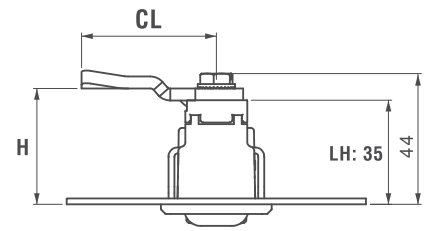
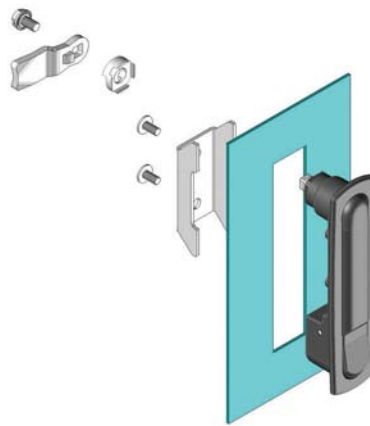
Cut Out



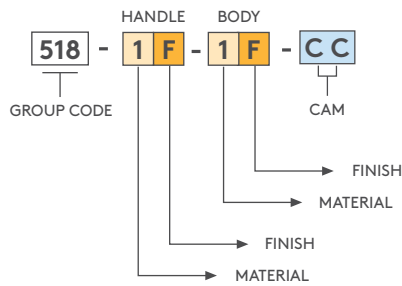
- Swinghande with push button
- Can assemble with one fixing bracket
- Offers an economical solution

**MATERIAL**

**BODY:** Zinc Alloy DIN-EN 1774-ZnAl4Cu1  
**HANDLE:** Zinc Alloy DIN-EN 1774-ZnAl4Cu1  
**CAM:** Steel or PA6 GFR 30  
**SEAL:** Polyurethane



**PRODUCT CODE**



FINISH	F
Chrome	1
Black coated	2

For cams please check pages: 170 - 171



**508**

**SWINGHANDLE**

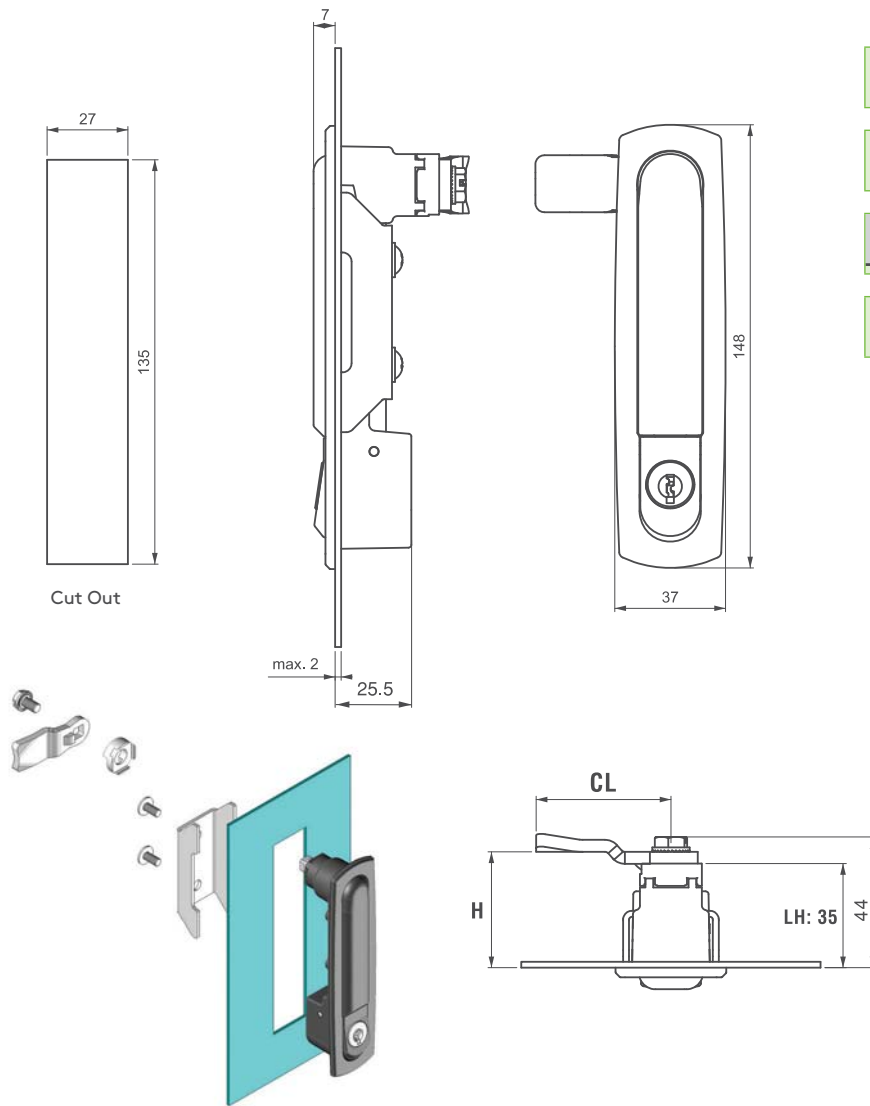
ALL IN METAL



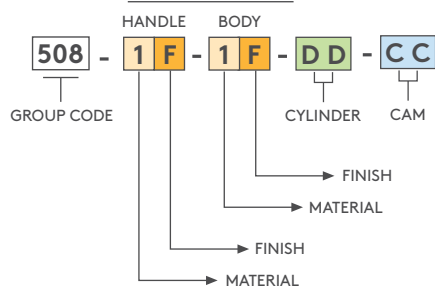
- Swinghande with push button
- Can assemble with one fixing bracket
- Offers an economical solution

**MATERIAL**

**BODY:** Zinc Alloy DIN-EN 1774-ZnAl4Cu1  
**HANDLE:** Zinc Alloy DIN-EN 1774-ZnAl4Cu1  
**CAM:** Steel or PA6 GFR 30  
**SEAL:** Polyurethane




**PRODUCT CODE**



FINISH	F
Chrome	1
Black coated	2

CYLINDER	SPECIFICATIONS	DD
	Keyed alike	01
	Keyed differ	02

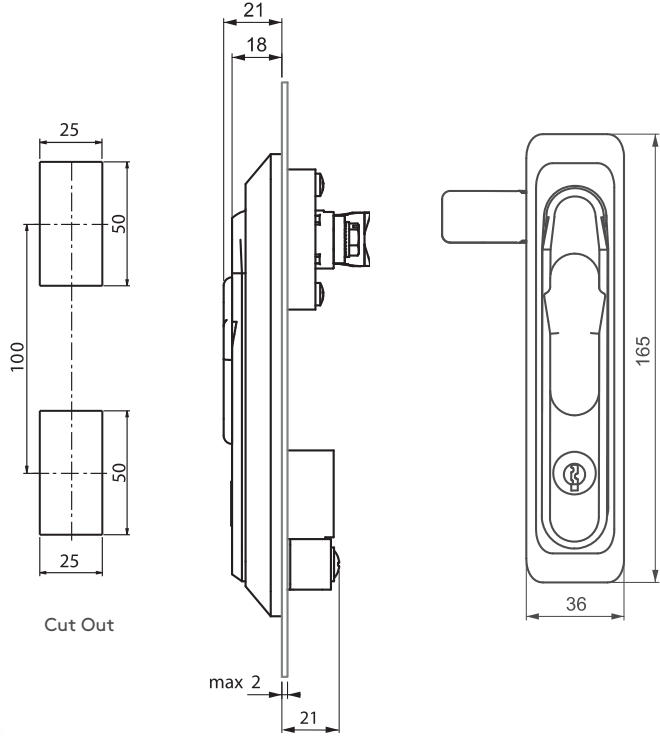
 For cams please check pages: 170 - 171

**SWINGHANDLE**

**006**

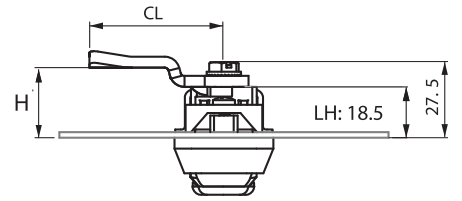
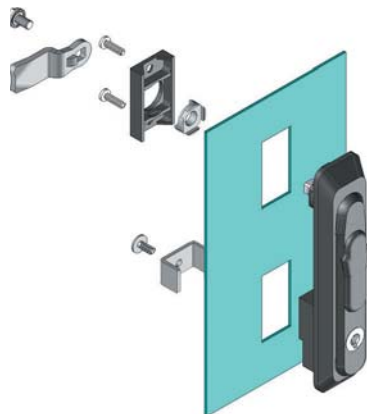


- 
- 
- 
- 
- 

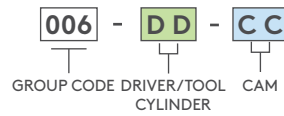





- Lower strength swinghandle that accepts: cylindrical Driver/Tool only
- Spring-loaded, slam-action swinghandle
- For indoor and outdoor application


**MATERIAL**  
**BODY:** Polyamide DIN-EN ISO 1043-1 PA6 GFR 30  
**HANDLE:** Polyamide DIN-EN ISO 1043-1 PA6 GFR 30  
**CAM:** Steel or PA6 GFR 30  
**SEAL:** Polyurethane






**PRODUCT CODE**



DRIVER/TOOL		
5 mm Double bit	8 mm Square	9 mm Triangular
		
15	28	39

CYLINDER TYPE		DD
	Keyed alike (Stainless steel dust cap)	03
	Keyed differ (Stainless steel dust cap)	32
	Euro key (5333)	05
	CH751 (Stainless steel dust cap)	07

-  For cams please check pages: 170 - 171
-  For rods please check pages: 178 - 188
-  For keys please check pages: 189 - 191




# LOCKS



## ROD-LATCH SYSTEM

GROUP CODE	PRODUCT NAME
002	SWINGHANDLE - ROD CONTROL
102	SWINGHANDLE - ROD CONTROL
502	SWINGHANDLE - ROD CONTROL
602	SWINGHANDLE - ROD CONTROL
409	SWINGHANDLE - ROD CONTROL
107	SWINGHANDLE - ROD CONTROL
207	SWINGHANDLE - ROD CONTROL
307	SWINGHANDLE - ROD CONTROL
407	MODULER SYSTEM SWINGHANDLE
204	LINEAR HANDLE LOCK
104	LINEAR HANDLE LOCK
109	SWINGHANDLE - ROD CONTROL
909	SWING HANDLE - GEAR BOX
209	SWINGHANDLE - ROD CONTROL
219	SWINGHANDLE - ROD CONTROL
309	SWINGHANDLE - ROD CONTROL
319	SWINGHANDLE - ROD CONTROL
007	SWINGHANDLE - ROD CONTROL
809	SWINGHANDLE - ROD CONTROL
103	THREE-POINT LOCK (wing knob, T and L handle )
203	THREE-POINT LOCK (wing knob, T and L handle )
203	THREE-POINT LOCK
003	THREE-POINT LOCK
103	THREE-POINT LOCK
303	INTERNAL LOCKING SYSTEM



**PAGE**

56

57

58 - 59

60

61 - 62

63

64

65

66 - 67

68 - 69

70 - 71

72,73,74,75

76

77-78

79

80

81

82

83

84- 85

86 - 87

88

89

90

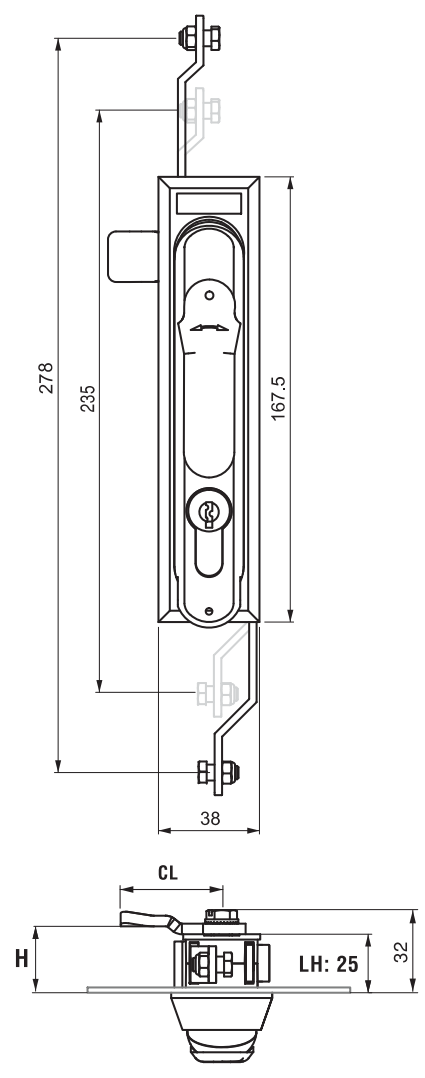
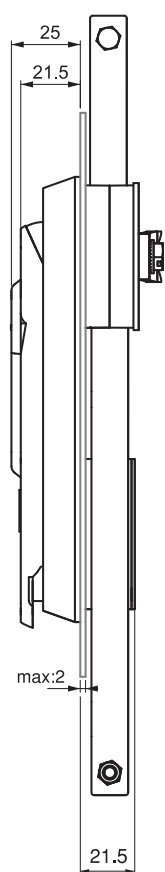
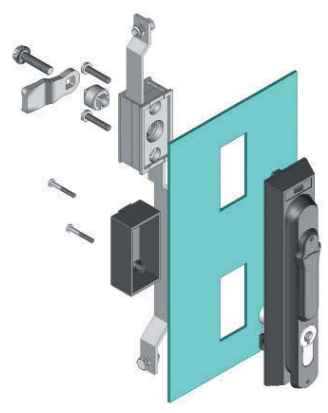
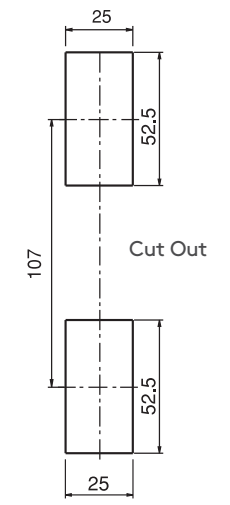
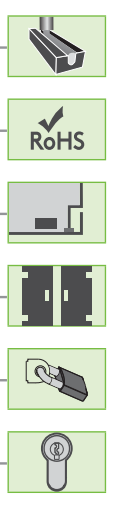
91



# ROD-LATCH SYSTEM

## SWINGHANDLE - ROD CONTROL

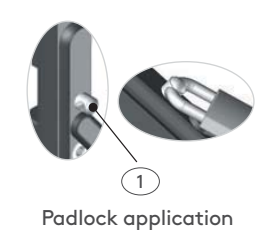
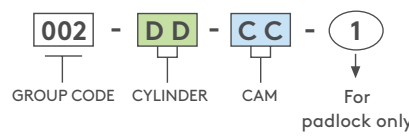
**002**



- Swinghandle for steel and polyester cabinets
- 40 mm Euro Profile single cylinder fitted
- Padlockable version available
- For 42 mm Euro Profile single cylinder contact Essentra

**MATERIAL**  
**BODY:** Polyamide DIN-EN ISO 1043-1 PA6 GFR 30  
**HANDLE:** Polyamide DIN-EN ISO 1043-1 PA6 GFR 30  
**MECHANISM:** Zinc Alloy DIN-EN 1774-ZnAl4Cu1  
**CAM:** Steel  
**SEAL:** Polyurethane

### PRODUCT CODE



CYLINDER TYPE		DD
	Keyed alike (Stainless steel dust cap)	03
	Keyed differ (Stainless steel dust cap)	32
	Master System	04
	Euro Key (5333)	05
	CH751 (Stainless steel dust cap)	07

NO CYLINDER	DD
Plastic blind cylinder	24

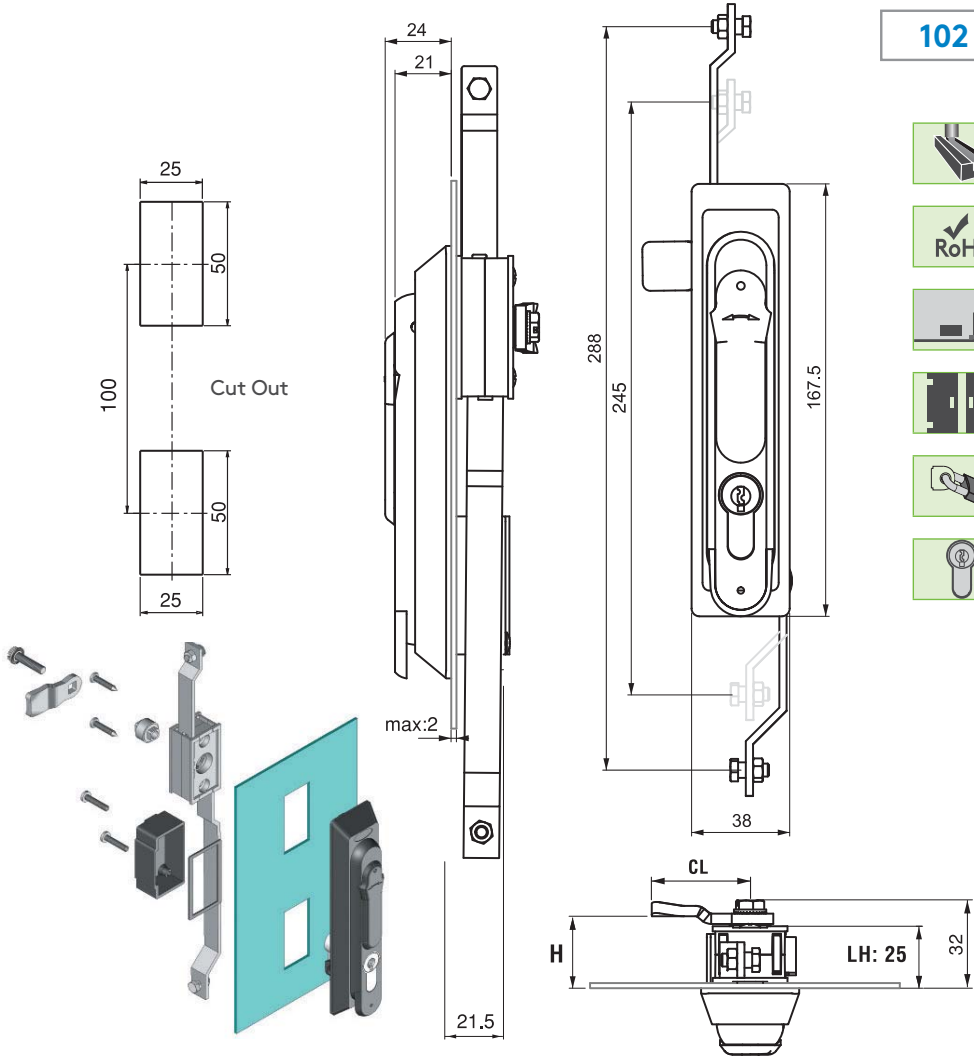
DRIVER TYPE			
5 mm Double bit	8 mm Square	9 mm Triangular	Eastern
15	28	39	91

HIGH-SECURITY CYLINDER			
Brass cylinder		Zinc Alloy cylinder	
Keyed alike	Keyed differ	Keyed alike	Keyed differ
20	21	22	23

- For cams please check pages: 172 - 173
- For rods please check pages: 178 - 188
- For keys please check pages: 189 - 191



## 102 SWINGHANDLE - ROD CONTROL

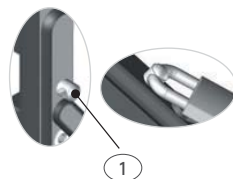
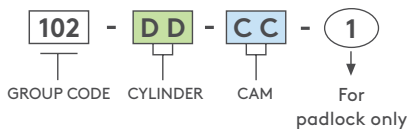


- 
- 
- 
- 
- 
- 



- Swinghandle for steel and polyester cabinets
- 40 mm Euro Profile single cylinder fitted
- For 42 mm Euro Profile single cylinder contact Essentra
- Padlockable version available

### PRODUCT CODE



Padlock application

### MATERIAL

- BODY:** Polyamide DIN-EN ISO 1043-1 PA6 GFR 30
- HANDLE:** Polyamide DIN-EN ISO 1043-1 PA6 GFR 30
- MECHANISM:** Zinc Alloy DIN-EN 1774-ZnAl4Cu1
- CAM:** Steel
- SEAL:** Polyurethane

CYLINDER TYPE		DD	NO CYLINDER		DD
	Keyed alike (Stainless steel dust cap)	03		24	
	Keyed differ (Stainless steel dust cap)	32			
	Master system	04			
	Euro key (5333)	05			
	CH751 (Stainless steel dust cap)	07			

DRIVER TYPE				HIGH SECURITY CYLINDER			
5 mm Double bit	8 mm Square	9 mm Triangular	Eastern	Brass cylinder	Zinc Alloy cylinder		
15	28	39	91	Keyed alike	Keyed differ	Keyed alike	Keyed differ
				20	21	22	23

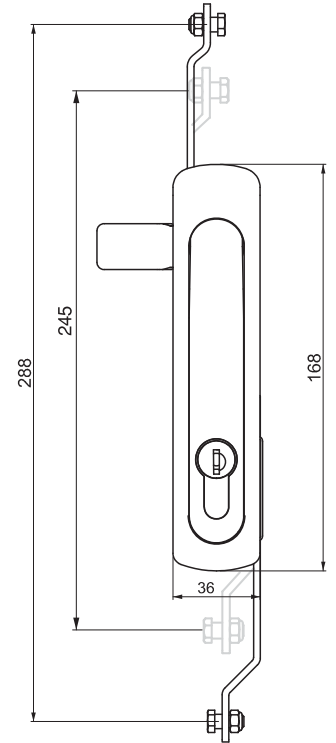
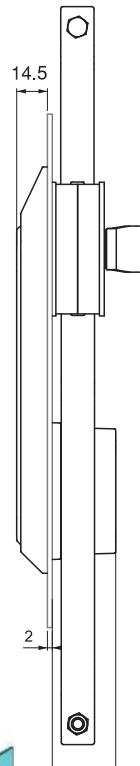
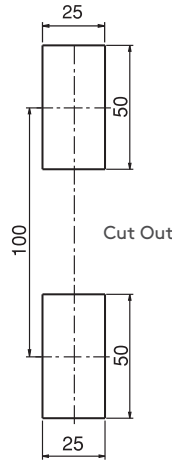
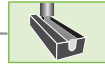
- For cams please check pages: 172 - 173
- For rods please check pages: 178 - 188
- For keys please check pages: 189 - 191

# ROD-LATCH SYSTEM

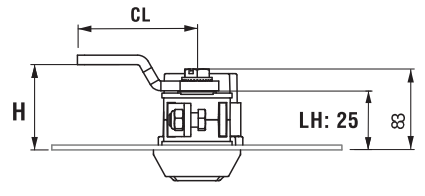
## SWINGHANDLE - ROD CONTROL

502

ALL IN METAL



25.5: Zinc Alloy cylinder  
32: Brass cylinder


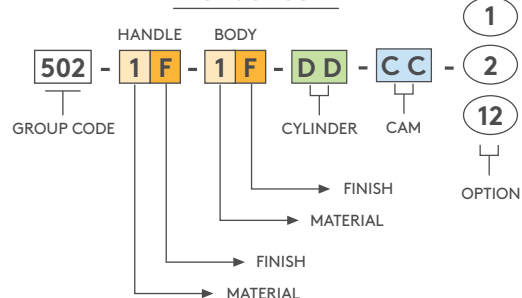


- Stainless steel version: page 454
- Die-cast construction stronger than polyamide
- Thin external profile, 14.4 mm, for flush appearance
- High-security, brass, Euro Profile single-cylinder available
- Dust cap available
- Padlockable version available
- For different colors contact Essentra

### MATERIAL

**BODY:** Zinc Alloy DIN-EN 1774-ZnAl4Cu1  
**HANDLE:** Zinc Alloy DIN-EN 1774-ZnAl4Cu1  
**MECHANISM:** Zinc Alloy DIN-EN 1774-ZnAl4Cu1  
**SEAL:** Polyurethane

### PRODUCT CODE



MATERIAL	M	FINISH	F
Zinc Alloy	1	Chrome	1
		Black coated	2

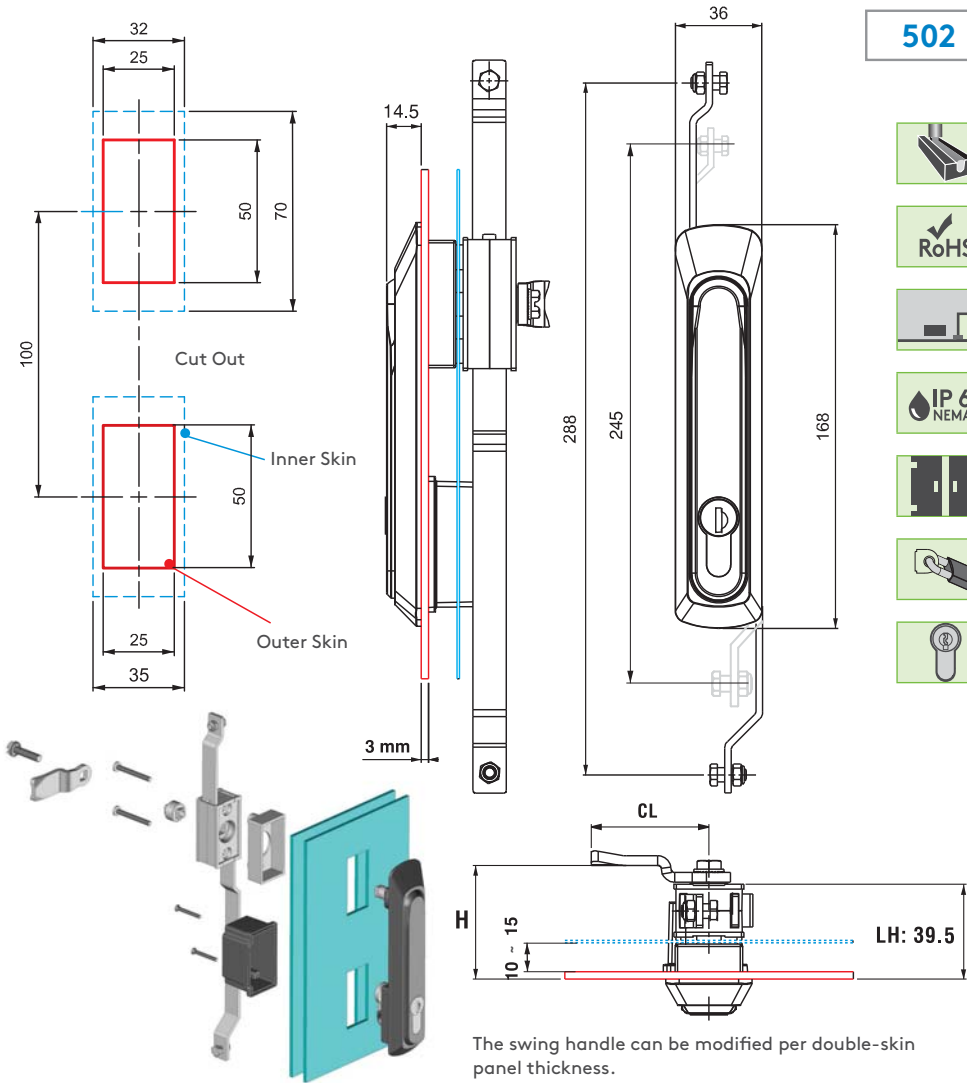
Zinc Alloy CYLINDER	DD
Keyed alike (Stainless steel dust cap)	03
Keyed differ (Stainless steel dust cap)	32
CH751 (Stainless steel dust cap)	07

HIGH-SECURITY CYLINDER			
Brass cylinder		Zinc Alloy cylinder	
Keyed alike	Keyed differ	Keyed alike	Keyed differ
20	21	22	23

BRASS CYLINDER	DD
No cylinder	00
Keyed alike	11

- For cams please check pages: 172 - 173
- For rods please check pages: 178 - 188
- For keys please check pages: 189 - 191





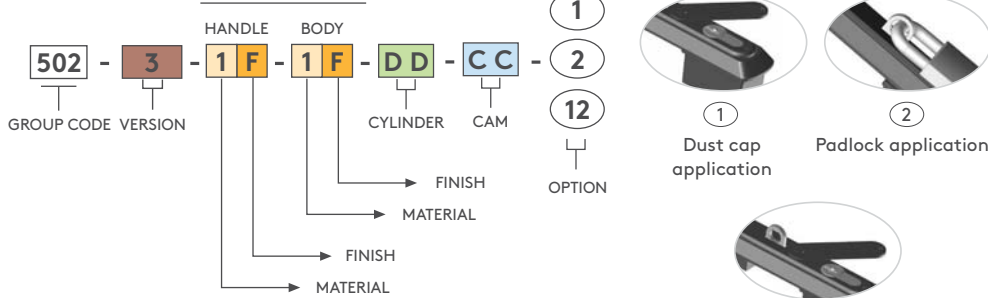
## 502 SWINGHANDLE - ROD CONTROL

ALL IN METAL

- 
- 
- 
- 
- 
- 



### PRODUCT CODE



MATERIAL	M	FINISH	F
Zinc Alloy	1	Chrome	1
		Black coated	2

Zinc Alloy CYLINDER	DD
Keyed alike (Stainless steel dust cap)	03
Keyed differ (Stainless steel dust cap)	32
CH751 (Stainless steel dust cap)	07

BRASS CYLINDER	DD
No cylinder	00
Keyed alike	11

HIGH-SECURITY CYLINDER			
Brass cylinder		Zinc Alloy cylinder	
Keyed alike	Keyed differ	Keyed alike	Keyed differ
20	21	22	23

- Stainless steel version: page 454
- High-security swing handle for indoor and outdoor cabinets
- Ideal for double-skin door panels and outdoor cabinets
- Spring loaded ,slam-action swing handle
- Dust cap and padlockable versions optional

**MATERIAL**  
 BODY: Zinc Alloy DIN-EN 1774-ZnAl4Cu1  
 HANDLE: Zinc Alloy DIN-EN 1774-ZnAl4Cu1  
 MECHANISM: Zinc Alloy DIN-EN 1774-ZnAl4Cu1  
 SEAL: Polyurethane

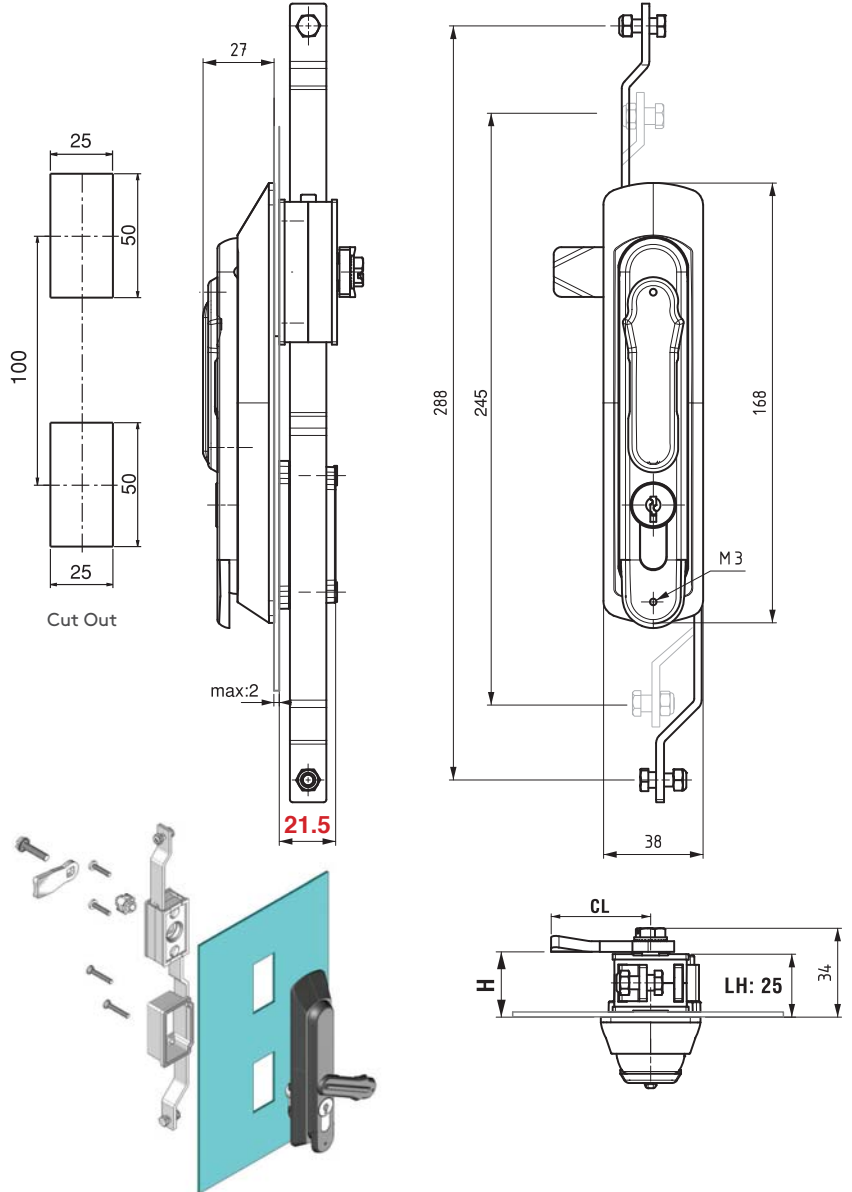
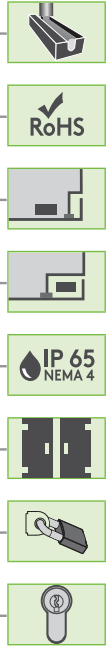
For cams please check pages: 172 - 173  
 For rods please check pages: 178- 188  
 For keys please check pages: 189 - 191

# ROD-LATCH SYSTEM

SWINGHANDLE - ROD CONTROL

602

ALL IN METAL

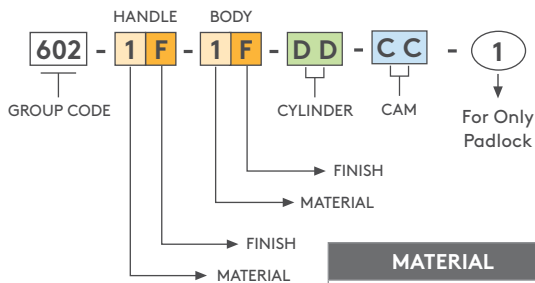


- All metal construction
- Swinghandle for steel and polyester cabinets
- 40 mm Euro Profile single cylinder fitted
- Improved corrosion resistance
- High-security, brass, Euro Profile single-cylinder available

**MATERIAL**

**BODY:** Zinc Alloy DIN-EN 1774-ZnAl4Cu1  
**HANDLE:** Zinc Alloy DIN-EN 1774-ZnAl4Cu1  
**COVER:** Zinc Alloy DIN-EN 1774-ZnAl4Cu1  
**MECHANISM:** Zinc Alloy DIN-EN 1774-ZnAl4Cu1  
**SEAL:** Polyurethane

**PRODUCT CODE**



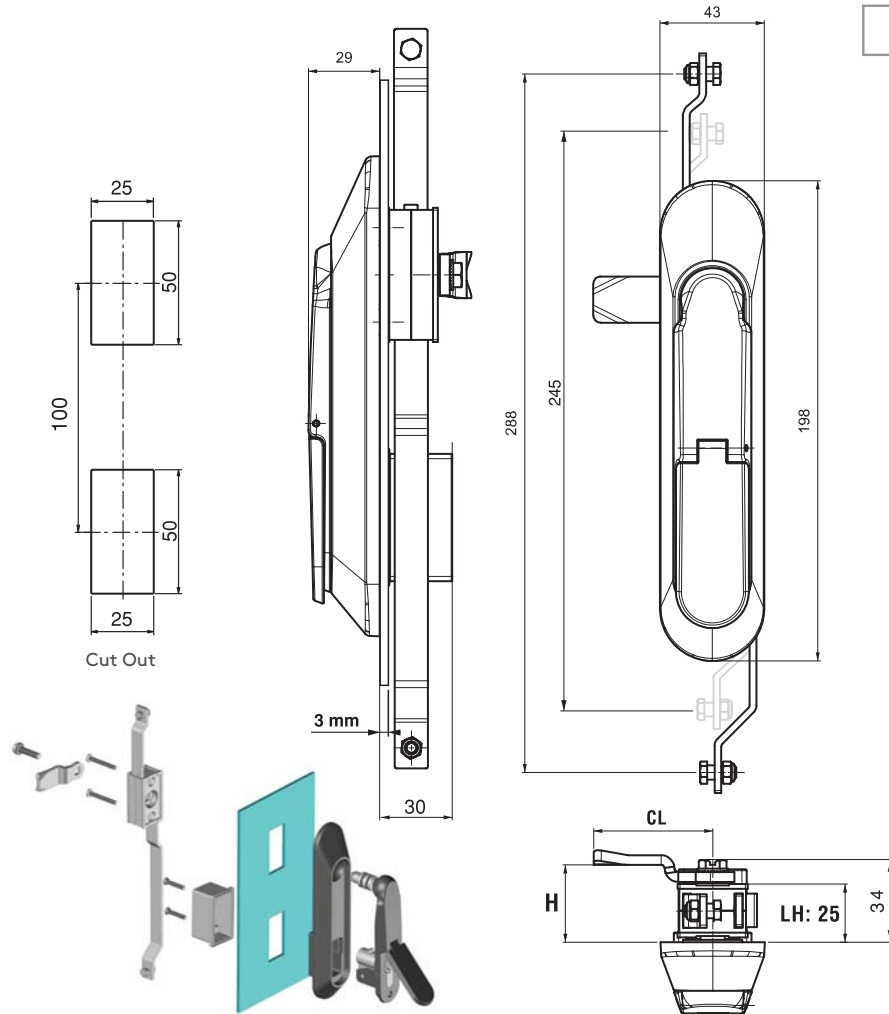
MATERIAL	M	FINISH	F
Zinc Alloy	1	Chrome	1
		Black coated	2

Zinc Alloy CYLINDER	DD
Keyed alike (Stainless steel dust cap)	03
Keyed differ (Stainless steel dust cap)	32
CH751 (Stainless steel dust cap)	07

HIGH-SECURITY CYLINDER			
Brass cylinder		Zinc Alloy cylinder	
Keyed alike	Keyed differ	Keyed alike	Keyed differ
20	21	22	23

BRASS CYLINDER	DD
No cylinder	00
Keyed alike	11

- For cams please check pages: 172 - 173
- For rods please check pages: 178 - 188
- For keys please check pages: 189 - 191



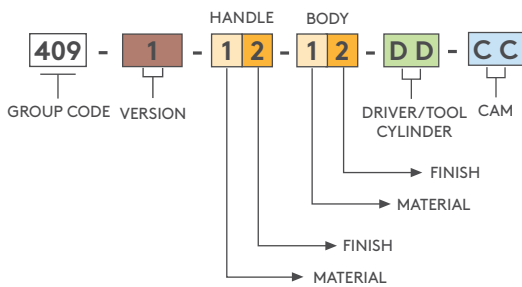
## 409 SWINGHANDLE - ROD CONTROL

- 
- 
- 
- 
- 



- All metal construction
- Special geometry protects against vandalism
- Improved corrosion resistance
- Double o-ring used for handle improves IP rating
- High-security cylinder alternative
- Improved IP rating with moving dust cap

### PRODUCT CODE




MATERIAL	M
Zinc Alloy	1

FINISH	F
Black coated	2




### MATERIAL

- BODY:** Zinc Alloy DIN-EN 1774-ZnAl4Cu1
- HANDLE:** Zinc Alloy DIN-EN 1774-ZnAl4Cu1
- MECHANISM:** Zinc Alloy DIN-EN 1774-ZnAl4Cu1
- SEAL:** Polyurethane
- COVER:** Zinc Alloy DIN-EN 1774-ZnAl4Cu1
- CAM:** Steel

CYLINDER TYPE		DD
	Keyed alike (Stainless steel dust cap)	03
	Keyed differ (Stainless steel dust cap)	32
	Master system	04
	Euro key (5333)	05
	CH751 (Stainless steel dust cap)	07

DRIVER TYPE			
5 mm Double bit	8 mm Square	9 mm Triangular	Eastern
			
15	28	39	91

HIGH-SECURITY CYLINDER	
Zinc Alloy cylinder	
	
Keyed alike	Keyed differ
22	23

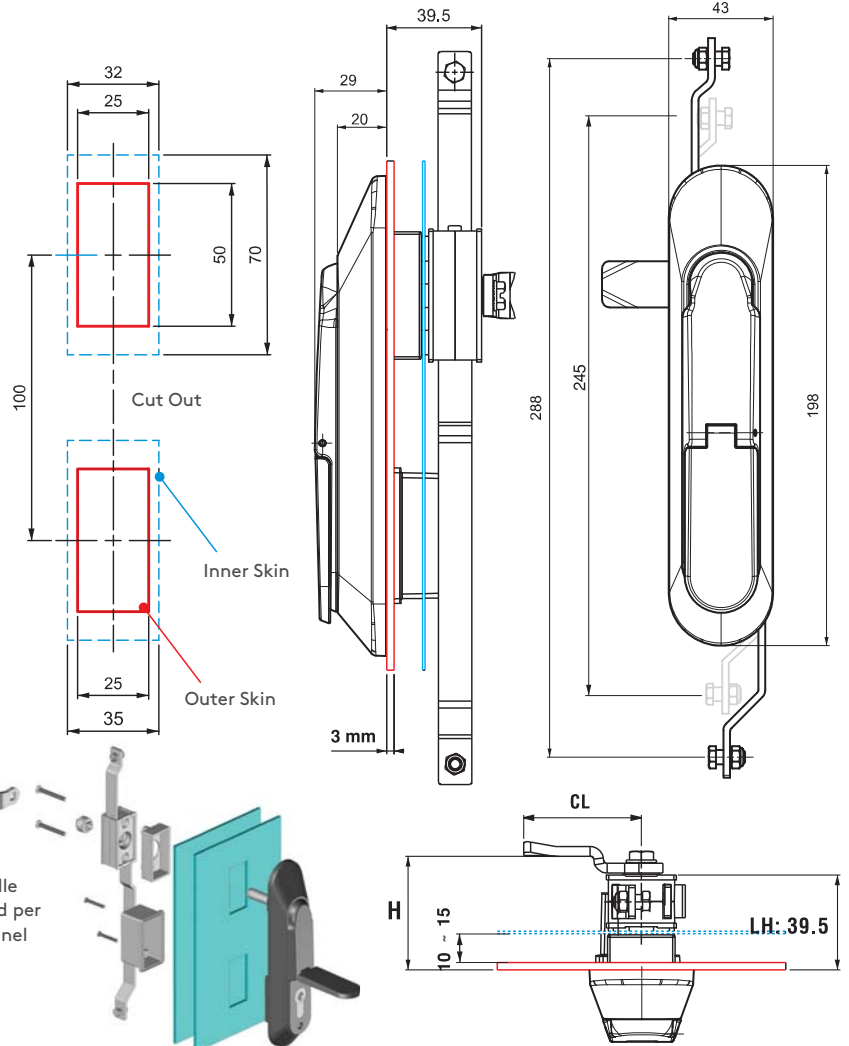
-  For cams please check pages: 172 - 173
-  For rods please check pages: 178 - 188
-  For keys please check pages: 189 - 191

# ROD-LATCH SYSTEM

## SWINGHANDLE - ROD CONTROL

409

ALL IN METAL



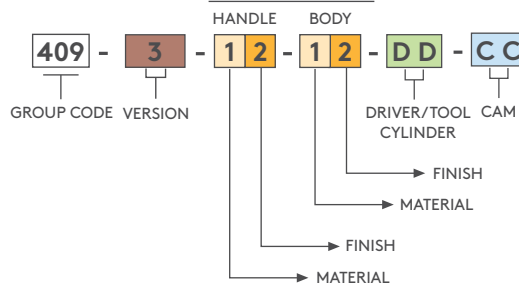
The swing handle can be modified per double-skin panel thickness.

- All metal construction
- Special geometry protects against vandalism
- Double o-ring handle improves IP rating
- High-security cylinder alternative
- Improved IP rating with moving dust cap

### MATERIAL

**BODY:** Zinc Alloy DIN-EN 1774-ZnAl4Cu1  
**HANDLE:** Zinc Alloy DIN-EN 1774-ZnAl4Cu1  
**MECHANISM:** Zinc Alloy DIN-EN 1774-ZnAl4Cu1  
**SEAL:** Polyurethane  
**COVER:** Zinc Alloy DIN-EN 1774-ZnAl4Cu1

### PRODUCT CODE



MATERIAL	M
Zinc Alloy	1

FINISH	F
Black coated	2

CYLINDER TYPE		DD
	Keyed alike (Stainless steel dust cap)	03
	Keyed differ (Stainless steel dust cap)	32
	Master system	04
	Euro key (5333)	05
	CH751 (Stainless steel dust cap)	07

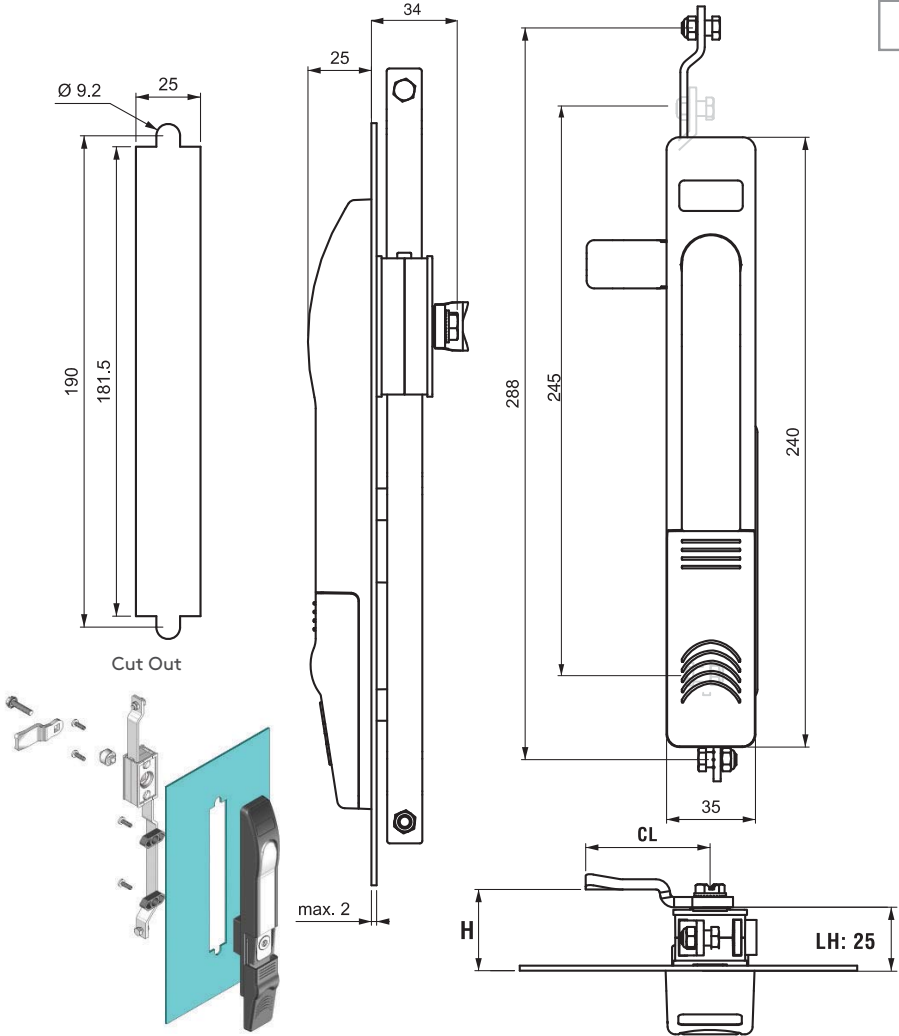
DRIVER TYPE			
5 mm Double bit	8 mm Square	9 mm Triangular	Eastern
15	28	39	91

HIGH-SECURITY CYLINDER	
Zinc Alloy cylinder	
Keyed alike	Keyed differ
22	23

- For cams please check pages: 172 - 173
- For rods please check pages: 178 - 188
- For keys please check pages: 189 - 191



## 107 SWINGHANDLE - ROD CONTROL

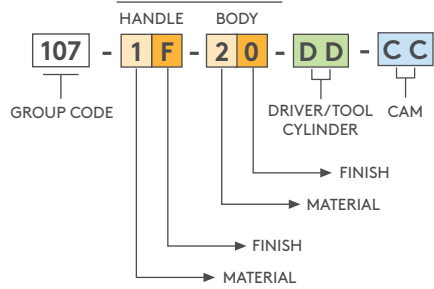





- 
- 
- 
- 
- 
- 



- Suitable for indoor applications
- Spring-loaded, slam action swing handle
- Sliding dust cover
- Suited for outside gasketing application


### PRODUCT CODE



DRIVER/TOOL		
5 mm Double bit	8 mm Square	9 mm Triangular
		
15	28	39




MATERIAL	M
Zinc Alloy	1
Plastic	2

FINISH	F
Chrome	1
Black coated	2

CYLINDER TYPE		DD
	Keyed alike (Stainless steel dust cap)	03
	Keyed differ (Stainless steel dust cap)	32
	Euro key (5333)	05
	CH751 (Stainless steel dust cap)	07

### MATERIAL

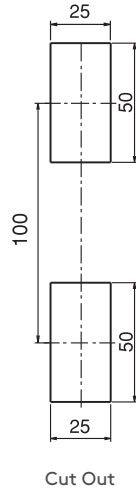
- BODY:** Polyamide DIN-EN ISO 1043-1 PA6 GFR 30
- HANDLE:** Zinc Alloy DIN-EN 1774-ZnAl4Cu1
- MECHANISM:** Zinc Alloy DIN-EN 1774-ZnAl4Cu1
- CAM:** Steel
- SEAL:** Polyurethane

-  For cams please check pages: 172 - 173
-  For rods please check pages: 178- 188
-  For keys please check pages: 189 - 191

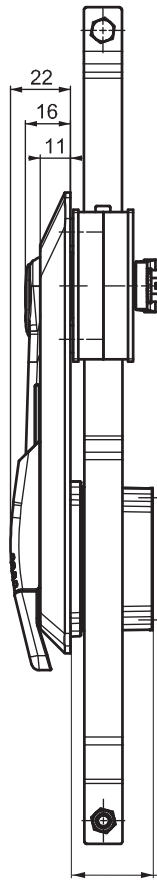

# ROD-LATCH SYSTEM

SWINGHANDLE - ROD CONTROL

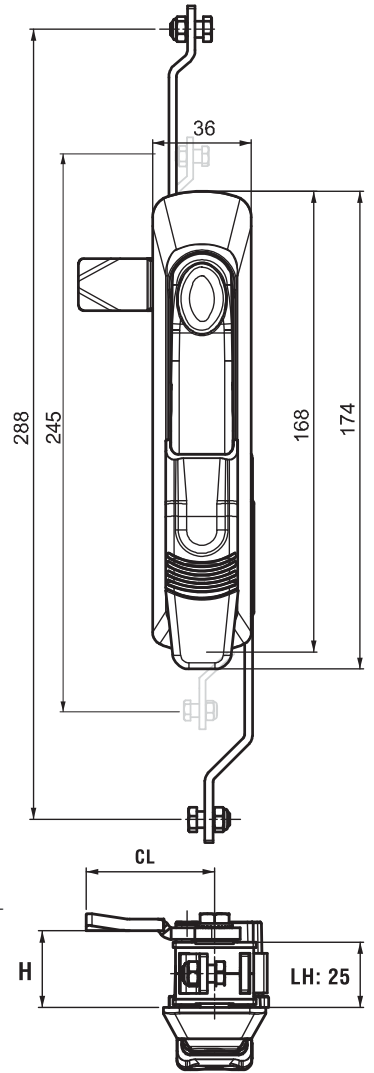
207



Cut Out



23.5 : Zinc Alloy cylinder  
30 : Brass cylinder



- Sliding dust cover
- Ergonomic handle
- Padlockable version available
- 40 mm Euro Profile cylinder fitted

### MATERIAL

**BODY:** Polyamide DIN-EN ISO 1043-1 PA6 GFR 30

**HANDLE:** PA6 GFR 30 or Zinc Alloy DIN-EN 1774-ZnAl4Cu1

**MECHANISM:** PA6 GFR 30

**CAM:** Steel

**SEAL:** Polyurethane



1

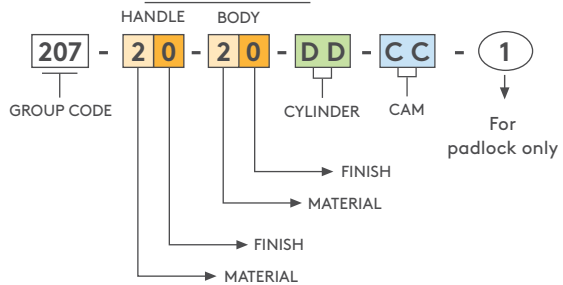
Padlock application

For cams please check pages: 172 - 173

For rods please check pages: 178 - 188

For keys please check pages: 189 - 191

### PRODUCT CODE



CYLINDER TYPE		DD
	Keyed alike (Stainless steel dust cap)	03
	Keyed differ (Stainless steel dust cap)	32
	Master system	04
	Euro key (5333)	05
	CH751 (Stainless steel dust cap)	07

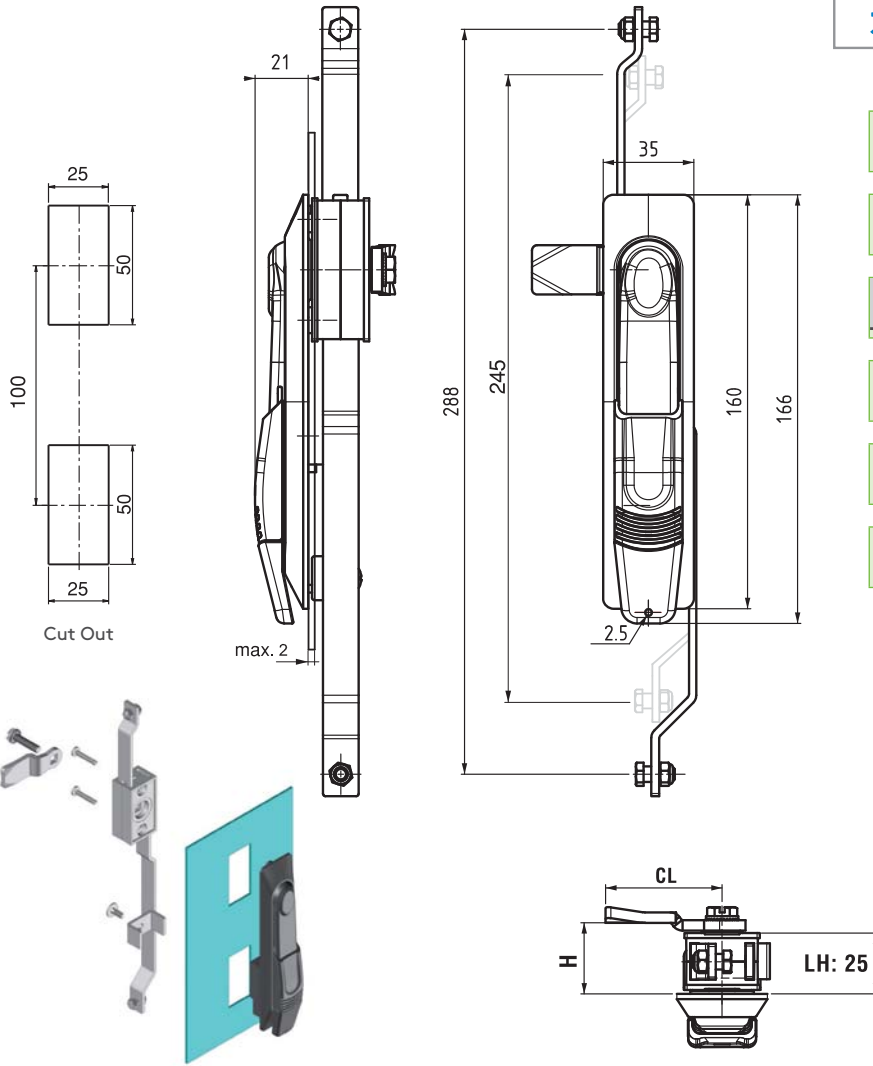
DRIVER TYPE			
5 mm Double bit	8 mm Square	9 mm Triangular	Eastern
15	28	39	91

NO CYLINDER		DD
Plastic blind cylinder		24



**307**

**SWINGHANDLE - ROD CONTROL**

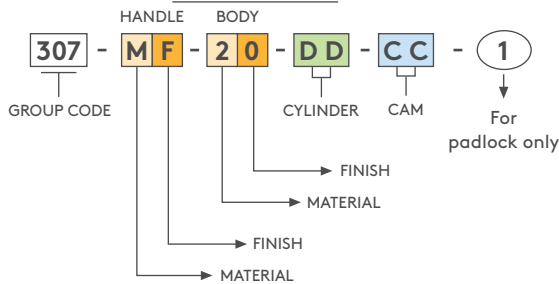


- Sliding dust cover
- Ergonomic handle
- Padlockable version available

**MATERIAL**

**BODY:** Polyamide DIN-EN ISO 1043-1 PA6 GFR 30  
**HANDLE:** PA6 GFR 30  
**MECHANISM:** PA6 GFR 30  
**CAM:** Steel  
**SEAL:** Polyurethane

**PRODUCT CODE**



MATERIAL	M
Zinc Alloy	1
Plastic	2

FINISH	F
Chrome	1
Black coated	2

DRIVER/TOOL		
5 mm Double bit	8 mm Square	9 mm Triangular
15	28	39

CYLINDER	SPECIFICATIONS	DD
	Keyed alike (Stainless steel dust cap)	03
	Keyed differ (Stainless steel dust cap)	32
	Euro key (5333)	05



①

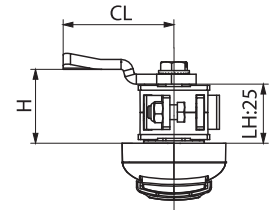

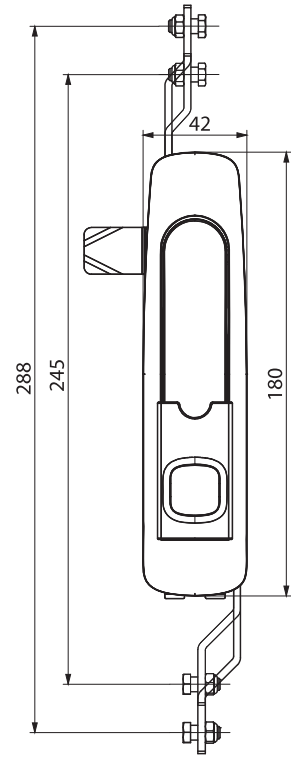
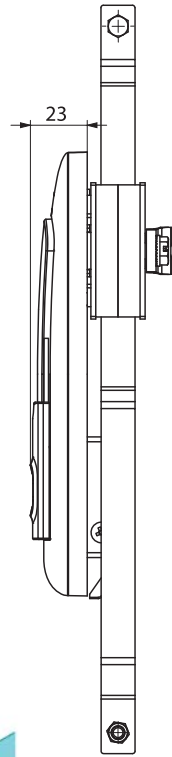
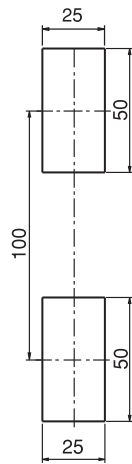
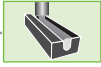
Padlock application

- For cams please check pages: 172 - 173
- For rods please check pages: 178- 188
- For keys please check pages: 189 - 191

# ROD-LATCH SYSTEM

## MODULER SYSTEM SWINGHANDLE

407



- Swing handle has a modular lock structure allows easy modification for customer requests
- Lock and modules could be ordered separately
- Single point locking and gearbox option is possible on same lock by an adaptor
- Padlock is optional
- Easy fixing option by plastic clips

### MATERIAL

BODY: PA6 GFR 30  
 HANDLE: Zinc Alloy DIN-EN 1774-ZnAl4Cu1  
 MECHANISM: PA6 GFR 30  
 MODUL: Zinc Alloy DIN-EN  
 CAM: Steel



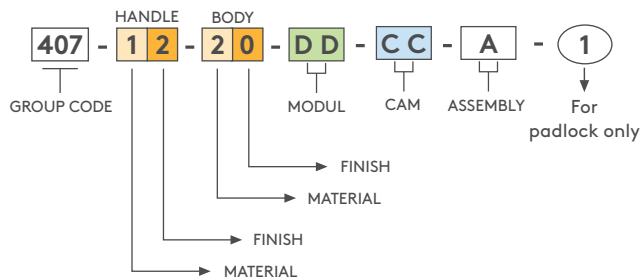
1 Padlock application

For cams please check pages: 172 - 173

For rods please check pages: 178 - 188

For keys please check pages: 189 - 191

### PRODUCT CODE



MATERIAL	M
Zinc Alloy	1
Plastic	2

FINISH	F
No finish	0
Black coated	2

	CYLINDER TYPE		DD	Order code
	Stainless steel dust cap (Keyed alike)	03	MDL03	
	Stainless steel dust cap (Keyed differ)	32	MDL32	
	Euro key (5333)	05	MDL05	
	CH751 (Stainless steel dust cap)	07	MDL07	

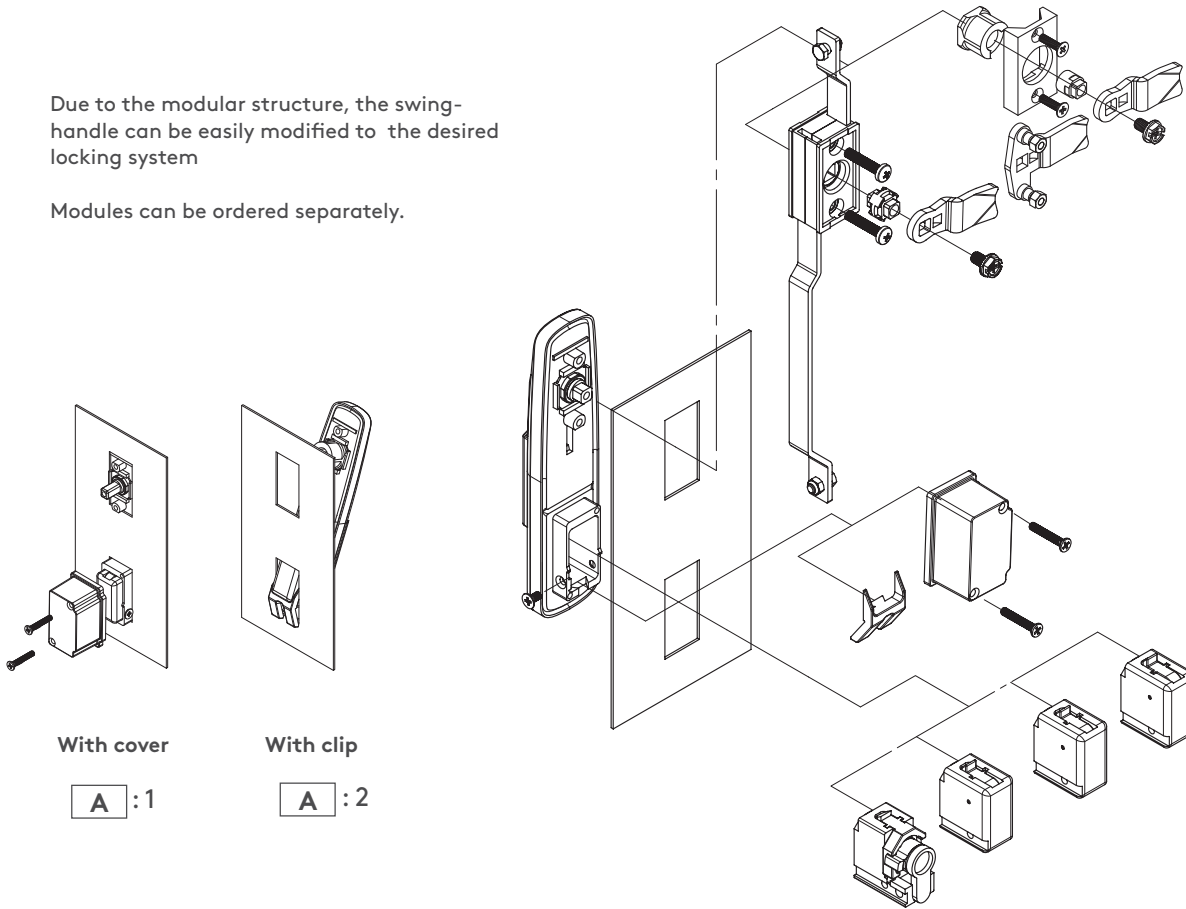
DRIVER/TOOL	DRIVER/TOOL	DRIVER/TOOL	DRIVER/TOOL	DRIVER/TOOL	DRIVER/TOOL	DRIVER/TOOL	DRIVER/TOOL	DRIVER/TOOL	DRIVER/TOOL
5 mm Double bit	8 mm Square	9 mm Triangular	Zinc Alloy	Brass					
15	28	39	55	11					
MDL15	MDL28	MDL39	MDL55	MDL11					





Due to the modular structure, the swing-handle can be easily modified to the desired locking system

Modules can be ordered separately.



With cover

A :1

With clip

A :2

The set items can be ordered separately with their codes in below



MLS01

- 1-SET:
- Body
  - Handle
  - Dust cap
  - Shaft



MLS02

- 1-SET:
- Plastic Mechanism
  - Screws
  - Cam Adapter

For multi point locking



MLS03

- 1-SET:
- Plastic Fixed Part
  - Screws
  - Cam Adapter

For single point locking



MDLXX

- MODULES
- MDLXX

Please check the previous page



MLS05

- 1-SET:
- Plastic Fixed Part
  - Screws

With this set the handle meet IP 65 specs.



320.02.246

- 1-PCS
- Clip-in part

With this clip-in part mounting time reduces by %50



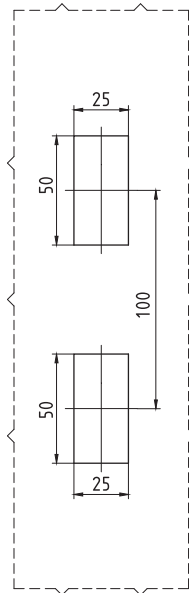
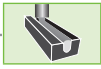
CAMS

Please check the cams page 172 - 173

# ROD-LATCH SYSTEM

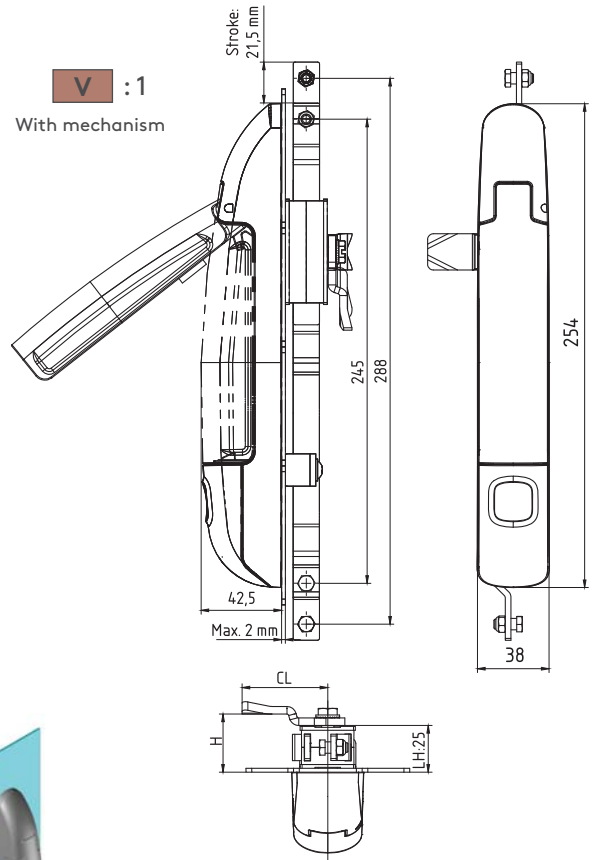
## LINEAR HANDLE LOCK

204



Cut out

V : 1  
With mechanism



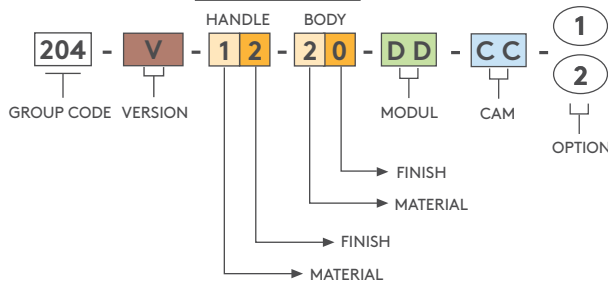
- Ergonomic and modern design
- Locking and unlocking by linear movement
- Suitable for inside & outside gasketing applications
- Swing handle has a modular lock structure allows easy modification for customer requests
- Standard or special rods allows locking to both directions

### MATERIAL

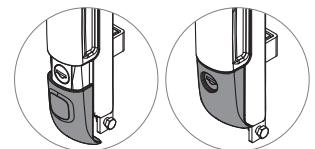
BODY: PA6 GFR 30  
HANDLE: Zinc Alloy DIN-EN 1774-ZnAl4Cu1

MECHANISM: Steel  
CAM: Steel  
SEAL: Polyurethane

### PRODUCT CODE



### OPTION



1 Sliding dust cover  
2 Fixed cover

**Note:** For different colors please contact Essentra

### MODUL

5 mm Double bit	8 mm Square	9 mm Triangular	Button
15	28	39	55

### MATERIAL

M	
Zinc Alloy	1

### FINISH

F	
Black coated	2

### CYLINDER TYPE

	Stainless steel dust cap (Keyed alike)	DD
	Stainless steel dust cap (Keyed differ)	03
	Euro key (5333)	32
	CH751 (Stainless steel dust cap)	05
		07

For cams please check pages: 172 - 173

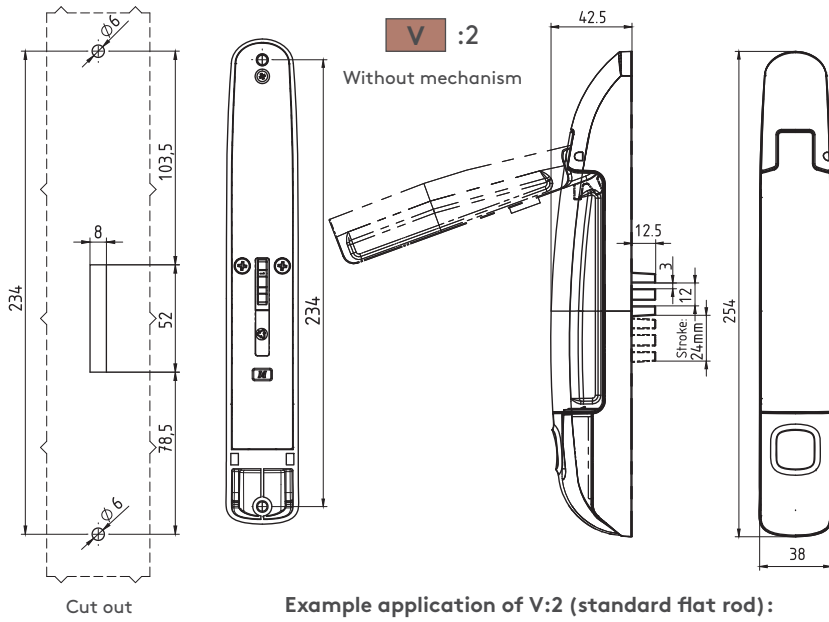
For rods please check pages: 178 - 188

For keys please check pages: 189 - 191



204

LINEAR HANDLE LOCK



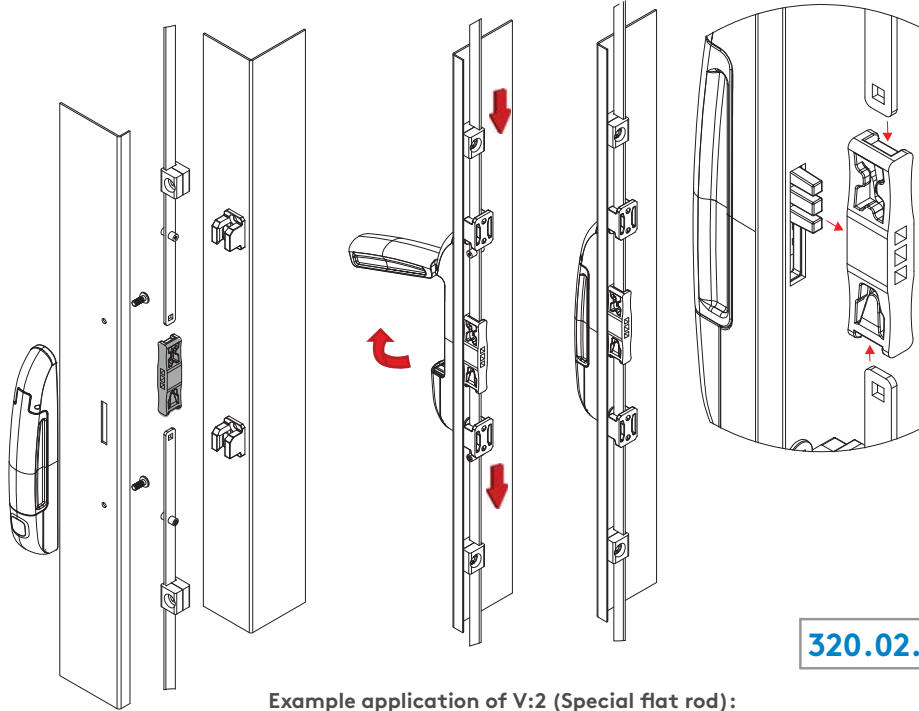
Example application of V:2 (standard flat rod):



- Ergonomic and modern design
- Locking and unlocking by linear movement
- Suitable for inside & outside gasketing applications
- Swing handle has a modular lock structure allows easy modification for customer requests
- Standard or special rods allows locking to one direction

**MATERIAL**

BODY: PA6 GFR 30  
HANDLE: Zinc Alloy DIN-EN 1774-ZnAl4Cu1



Example application of V:2 (Special flat rod):

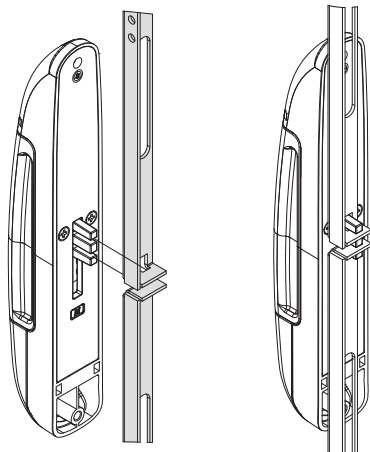
320.02.225

FLAT ROD  
EASY ASSEMBLY PART



- Allows easy mounting of the flat rods

**MATERIAL**  
PA6 GFR 30



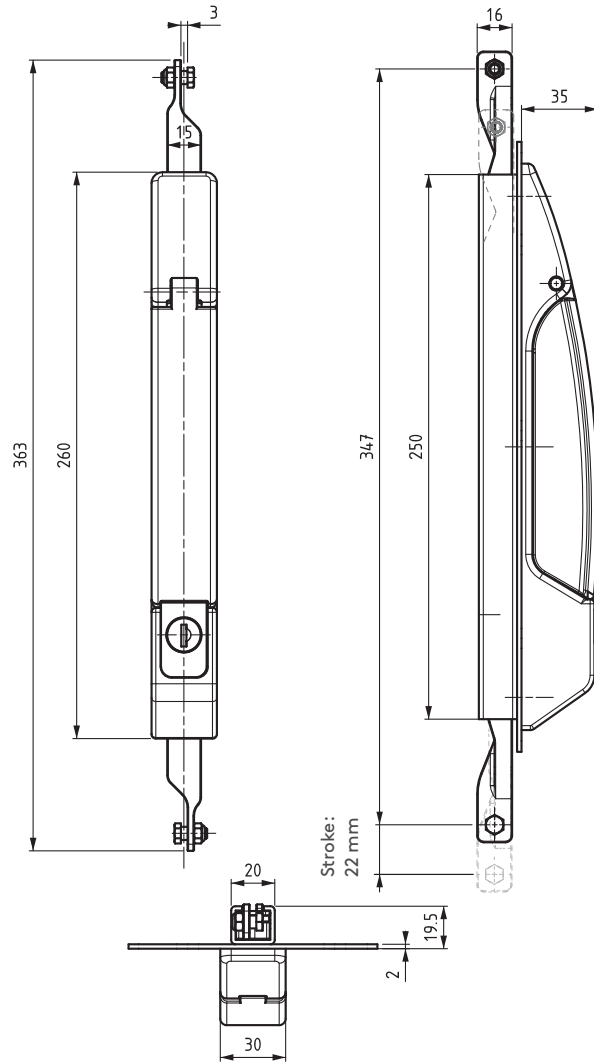
For rods please check pages: 178- 188  
 For keys please check pages: 189 - 191

# ROD-LATCH SYSTEM

## LINEAR HANDLE LOCK

104

ALL IN METAL

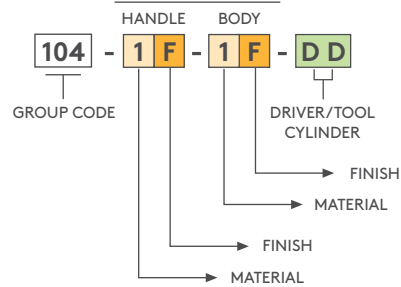


- Locking and unlocking by linear movement
- Suitable for out-of-gasket applications

### MATERIAL

**BODY:** Zinc Alloy DIN-EN 1774-ZnAl4Cu1  
**HANDLE:** Zinc Alloy DIN-EN 1774-ZnAl4Cu1  
**MECHANISM:** Steel  
**CAM:** Steel  
**SEAL:** Polyurethane

### PRODUCT CODE



MODUL			
5 mm Double bit	8 mm Square	9 mm Triangular	Button
15	28	39	55

MATERIAL	M
Zinc Alloy	1

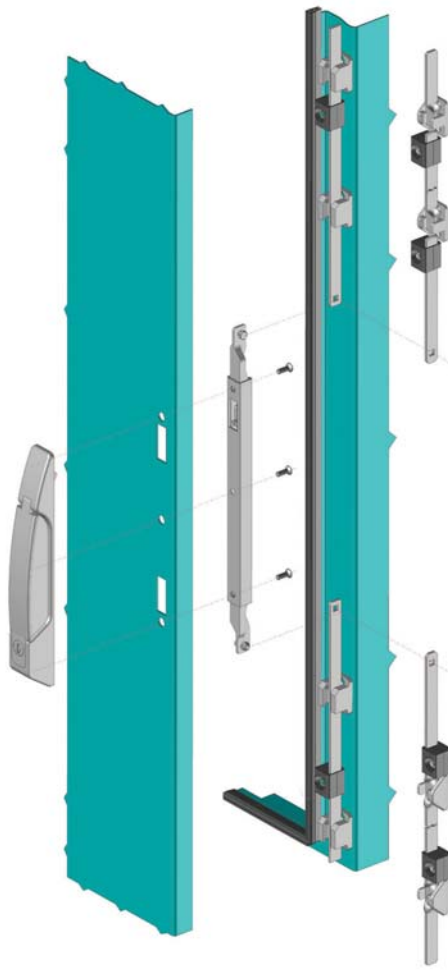
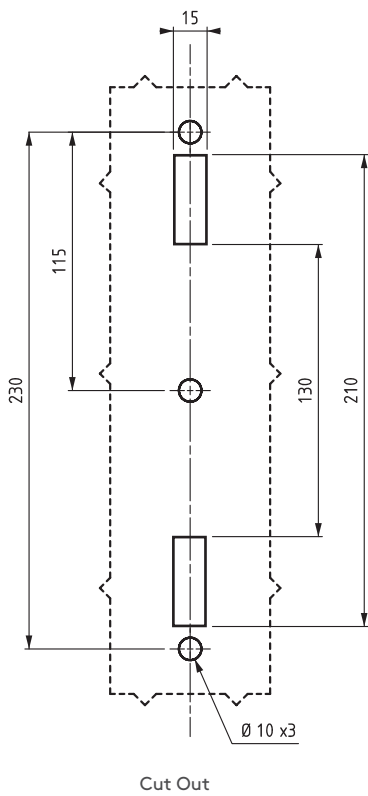
FINISH	F
Chrome	1
Black coated	2

CYLINDER TYPE		DD
	Keyed alike (Stainless steel dust cap)	03
	Keyed differ (Stainless steel dust cap)	32
	Euro key (5333)	05
	CH751 (Stainless steel dust cap)	07

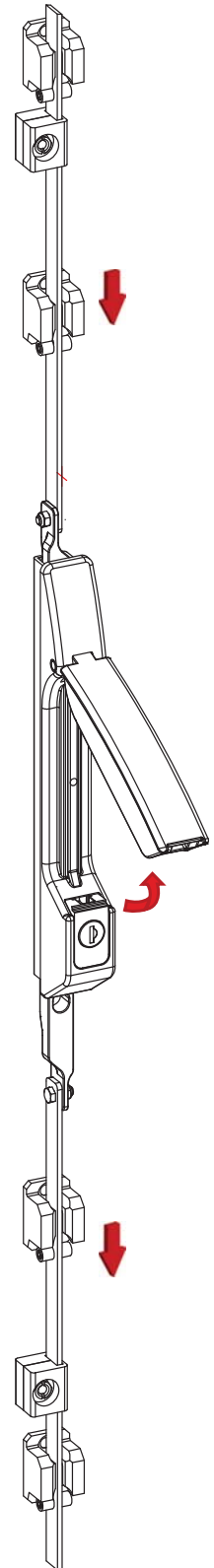
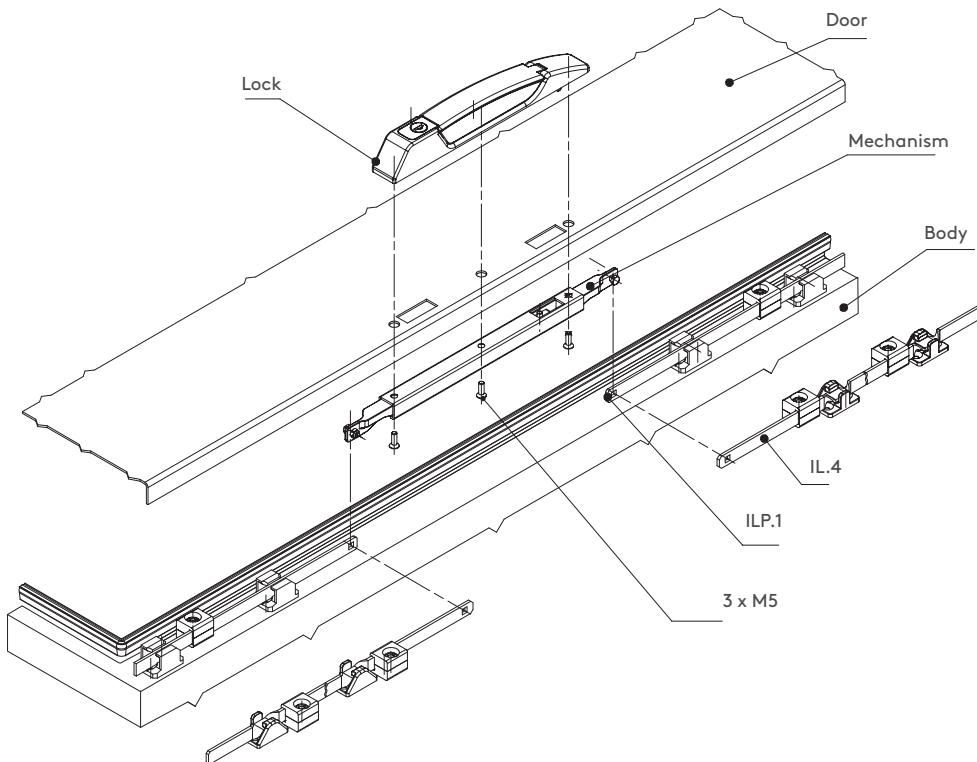


104

LINEAR HANDLE LOCK



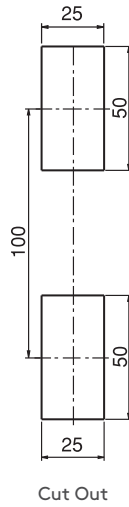
Application



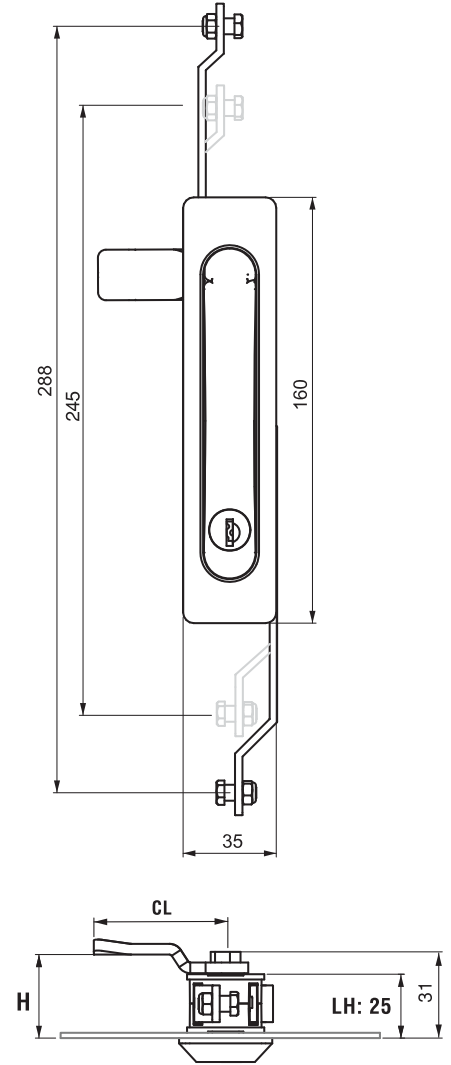
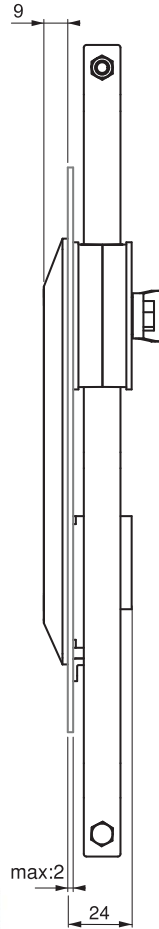
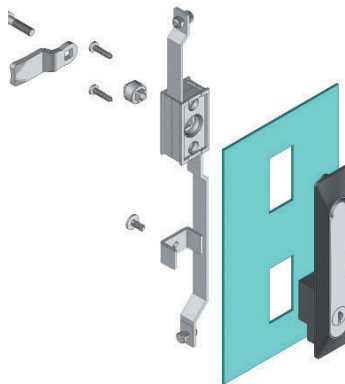
# ROD-LATCH SYSTEM

SWINGHANDLE - ROD CONTROL

109



Cut Out

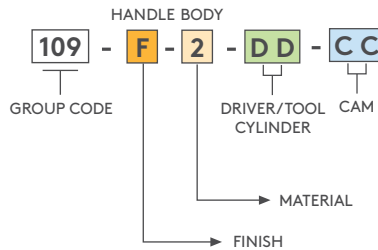


- Ultra-low external profile, just 9 mm, for flush appearance
- Spring loaded, slam-action swinghandle

**MATERIAL**

**BODY:** Polyamide DIN-EN ISO 1043-1 PA6 GFR 30  
**HANDLE:** Zinc Alloy DIN-EN 1774-ZnAl4Cu1  
**MECHANISM:** Zinc Alloy DIN-EN 1774-ZnAl4Cu1  
**CAM:** Steel  
**SEAL:** Polyurethane

**PRODUCT CODE**



MATERIAL	M
Plastic	2

FINISH	F
Chrome	1
Black coated	2

HIGH SECURITY CYLINDER	
Keyed alike	Keyed differ
20	21

DRIVER/TOOL		
5 mm Double bit	8 mm Square	9 mm Triangular
15	28	39

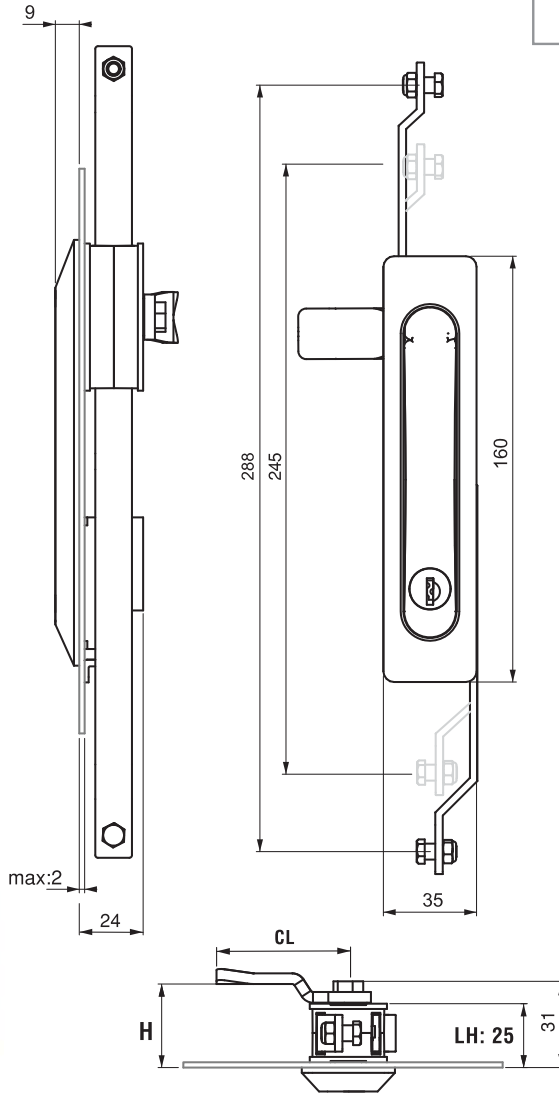
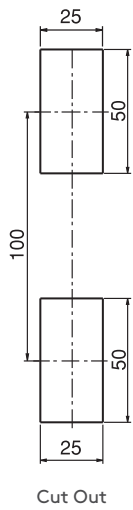
CYLINDER TYPE		DD
	Keyed alike (Stainless steel dust cap)	03
	Keyed differ (Stainless steel dust cap)	32
	Master System	04
	Euro Key (5333)	05
	CH751 (Stainless steel dust cap)	07

- For cams please check pages: 172 - 173
- For rods please check pages: 178 - 188
- For keys please check pages: 189 - 191



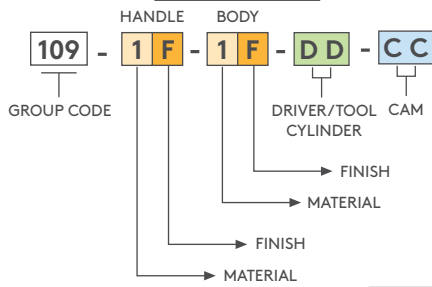
## 109 SWINGHANDLE - ROD CONTROL

ALL IN METAL



- All metal construction
- Stronger and better looking than polyamide
- For customised colors contact Essentra
- Spring loaded, slam-action swinghandle

### PRODUCT CODE



MATERIAL	M
Zinc Alloy	1

FINISH	F
Chrome	1
Black coated	2

HIGH SECURITY CYLINDER	
Keyed alike	Keyed differ
20	21

DRIVER/TOOL		
5 mm Double bit	8 mm Square	9 mm Triangular
15	28	39

CYLINDER TYPE		DD
	Keyed alike (Stainless steel dust cap)	03
	Keyed differ (Stainless steel dust cap)	32
	Master System	04
	Euro Key (5333)	05
	CH751 (Stainless steel dust cap)	07

### MATERIAL

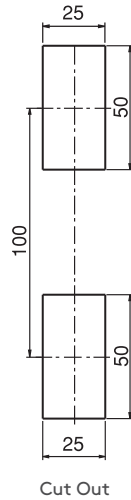
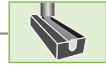
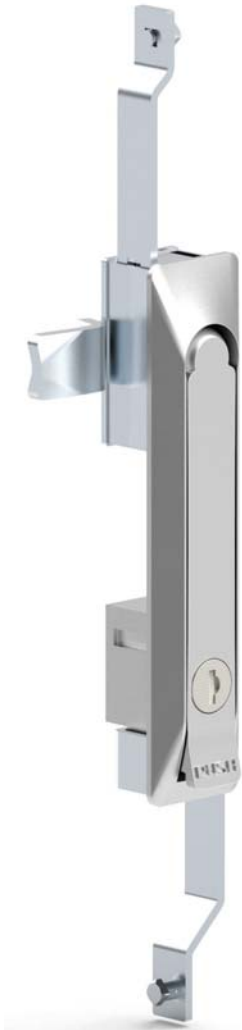
- BODY:** Zinc Alloy DIN-EN 1774-ZnAl4Cu1
- HANDLE:** Zinc Alloy DIN-EN 1774-ZnAl4Cu1
- MECHANISM:** Zinc Alloy DIN-EN 1774-ZnAl4Cu1
- CAM:** Steel
- SEAL:** Polyurethane

- For cams please check pages: 172 - 173
- For rods please check pages: 178- 188
- For keys please check pages: 189 - 191

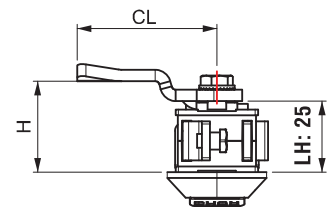
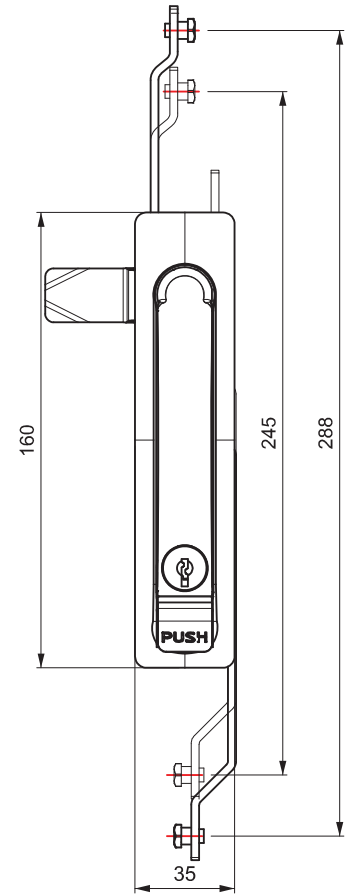
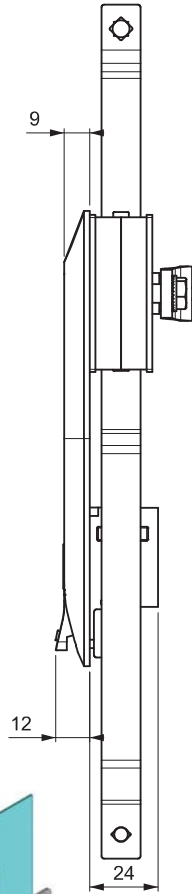
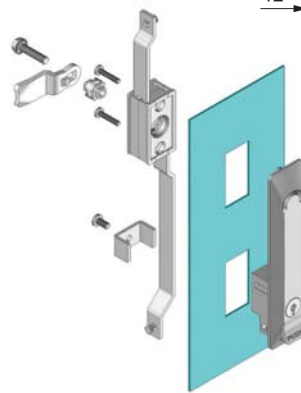
# ROD-LATCH SYSTEM

SWINGHANDLE - ROD CONTROL

909



Cut Out



- Swing handle with push button
- Standard cut out
- Ultra low external profile, just 9 mm, to give flush appearance

**MATERIAL**

**BODY:** Zinc Alloy DIN-EN 774-ZnAl4Cu1 or PA6 GFR 30

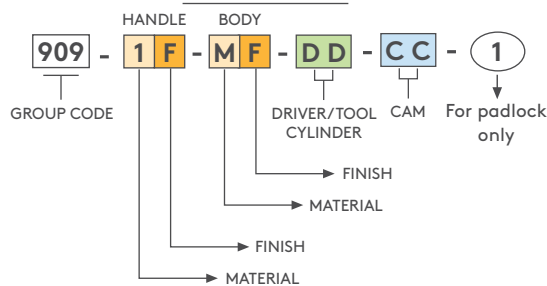
**MECHANISM:** Zinc Alloy DIN-EN 1774-ZnAl4Cu1

**HANDLE:** Zinc Alloy DIN-EN 1774-ZnAl4Cu1

**CAM:** Steel or PA6 GFR 30

**SEAL:** Polyurethane

**PRODUCT CODE**



MATERIAL	M
Zinc Alloy	1
Plastic	2

FINISH	F
Chrome	1
Black coated	2
No finish	0

**HIGH-SECURITY CYLINDER**

Keyed alike	Keyed differ
20	21

**DRIVER/TOOL**

5 mm Double bit	8 mm Square	9 mm Triangular
15	28	39

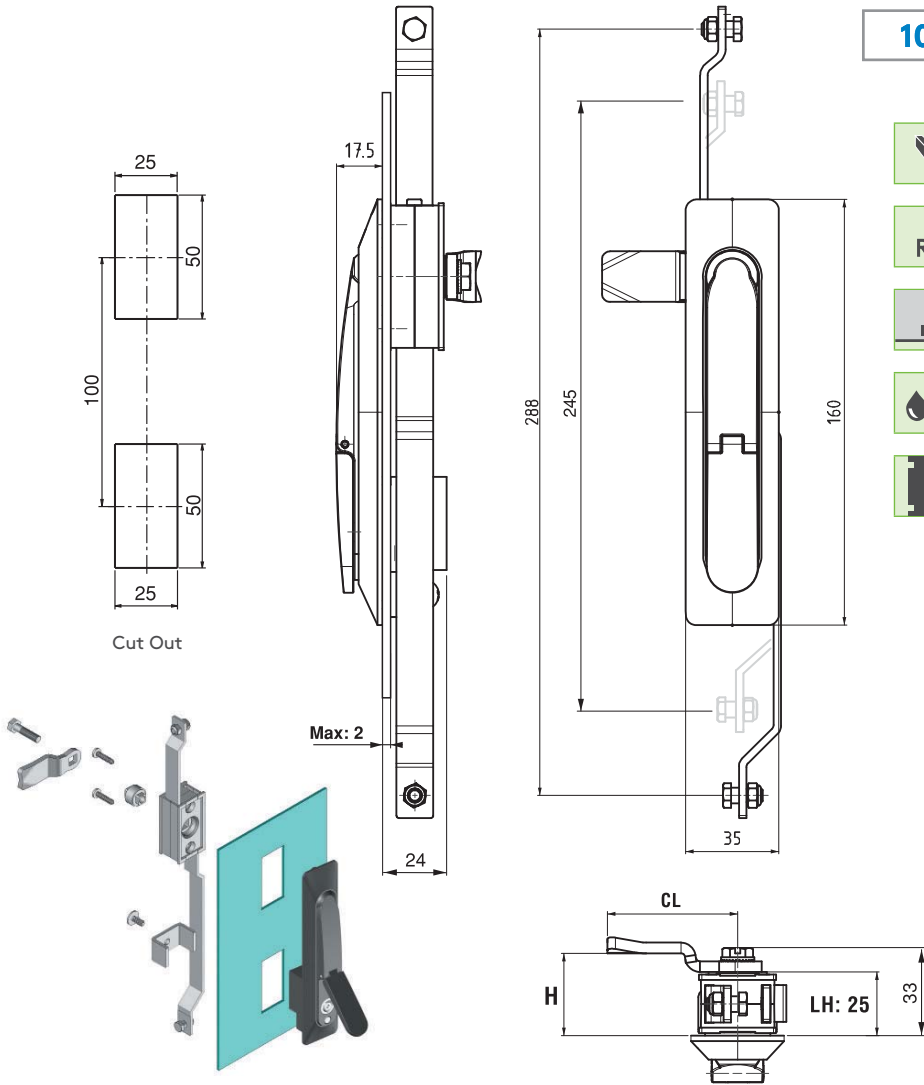
CYLINDER TYPE		DD
No Cylinder		00
Keyed alike (Stainless steel dust cap)		03
Keyed differ (Stainless steel dust cap)		32
Master system		04
Euro key (5333)		05
CH751 (Stainless steel dust cap)		07

- For cams please check pages: 172 - 173
- For rods please check pages: 178 - 188
- For keys please check pages: 189 - 191





## 109 SWINGHANDLE - ROD CONTROL



109

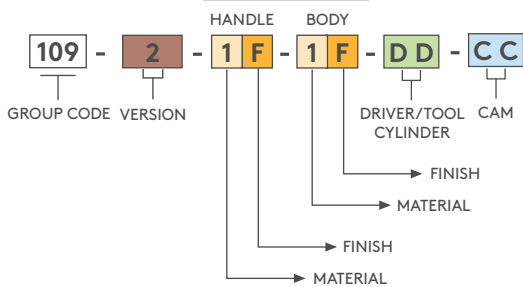
SWINGHANDLE - ROD CONTROL

ALL IN METAL



- All metal construction
- Improved corrosion resistance
- High-security cylinder alternative
- Improved IP resistance with moving dust cap

### PRODUCT CODE



MATERIAL	M
Zinc Alloy	1

FINISH	F
Chrome	1
Black coated	2

HIGH-SECURITY CYLINDER	
Keyed alike	Keyed differ
20	21

DRIVER/TOOL		
5 mm Double bit	8 mm Square	9 mm Triangular
15	28	39

CYLINDER	SPECIFICATIONS	DD
	Keyed alike (Stainless steel dust cap)	03
	Keyed differ (Stainless steel dust cap)	32
	Master system	04
	Euro key (5333)	05
	CH751 (Stainless steel dust cap)	07

### MATERIAL

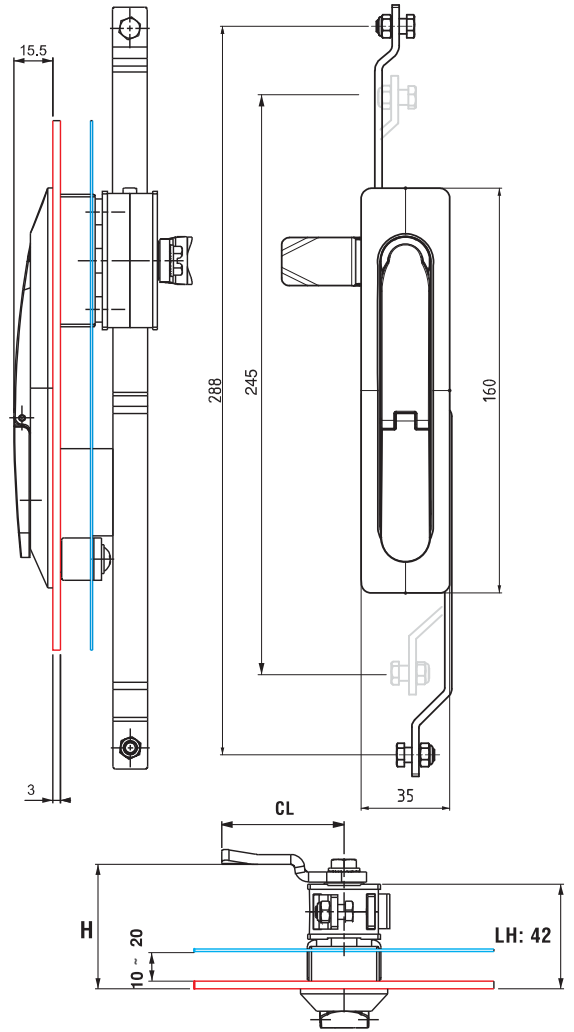
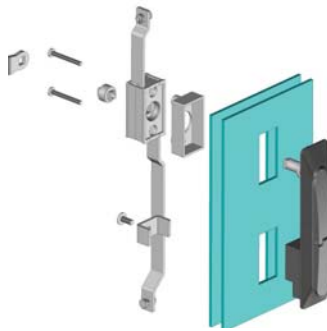
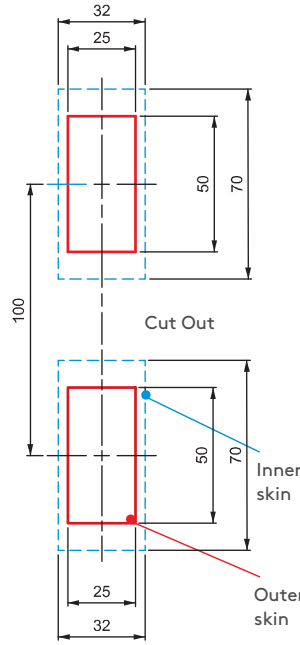
**BODY:** Zinc Alloy DIN-EN 1774-ZnAl4Cu1  
**HANDLE:** Zinc Alloy DIN-EN 1774-ZnAl4Cu1  
**MECHANISM:** Zinc Alloy DIN-EN 1774-ZnAl4Cu1  
**CAM:** Steel  
**SEAL:** Polyurethane

- For cams please check pages: 172 - 173
- For rods please check pages: 178 - 188
- For keys please check pages: 189 - 191

# ROD-LATCH SYSTEM

## SWINGHANDLE - ROD CONTROL

109



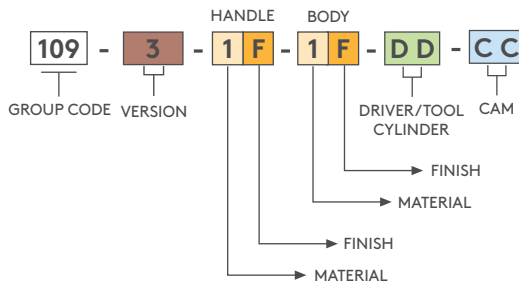
The swing handle can be modified per double-skin panel thickness.

- Ideal for double-skin doors and outdoor cabinets
- Stronger body to protect against vandalism
- High-security cylinder with specially shaped key prevents unauthorized duplication
- Improved IP resistance with moving dust cap
- Spring-loaded handle, slam action

### MATERIAL

**BODY:** Zinc Alloy DIN-EN 1774-ZnAl4Cu1  
**HANDLE:** Zinc Alloy DIN-EN 1774-ZnAl4Cu1  
**MECHANISM:** Zinc Alloy DIN-EN 1774-ZnAl4Cu1  
**CAM:** Steel  
**SEAL:** Polyurethane

### PRODUCT CODE



MATERIAL	M
Zinc Alloy	1

FINISH	F
Chrome	1
Black coated	2

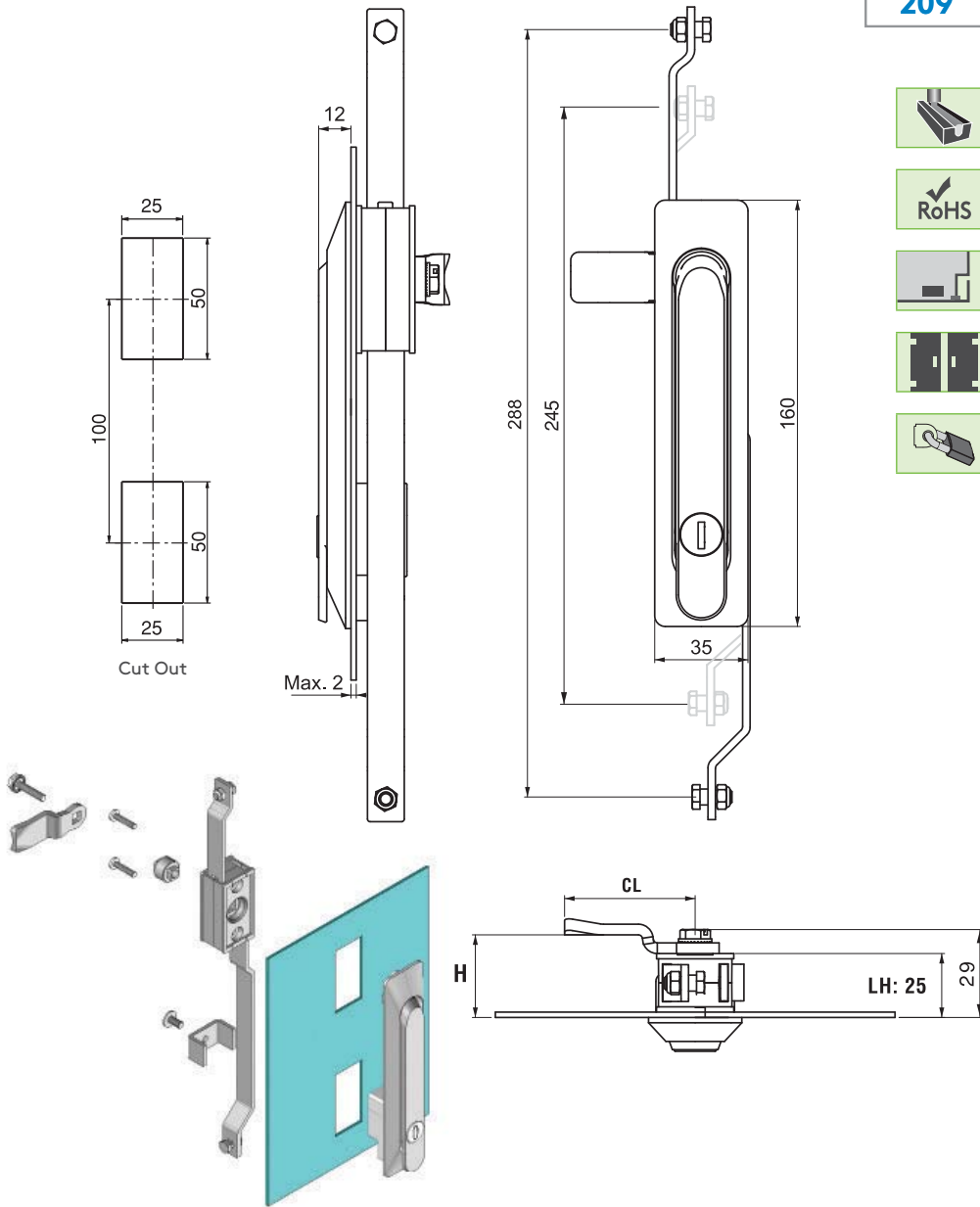
HIGH-SECURITY CYLINDER	
Keyed alike	Keyed differ
20	21

DRIVER/TOOL		
5 mm Double bit	8 mm Square	9 mm Triangular
15	28	39

CYLINDER	SPECIFICATIONS	DD
	Keyed alike (Stainless steel dust cap)	03
	Keyed differ (Stainless steel dust cap)	32
	Master system	04
	Euro key (5333)	05
	CH751 (Stainless steel dust cap)	07

For cams please check pages: 172 - 173

For rods please check pages: 178 - 188



**209**

**SWINGHANDLE - ROD CONTROL**


**ALL IN METAL**



- All metal construction
- Stronger and better looking than polyamide
- Handle is not spring loaded and slam action
- Can remove key in unlocked position

**PRODUCT CODE**

**209** - **1** - **F** - **DD** - **CC** - **1**  
 GROUP CODE MATERIAL FINISH CYLINDER CAM For padlock only



①

Padlock application

MATERIAL	M
Zinc Alloy	1

FINISH	F
Chrome	1
Black coated	2

CYLINDER	SPECIFICATIONS	DD
	Keyed alike (Stainless steel dust cap)	03
	Keyed differ (Stainless steel dust cap)	32
	Master system	04
	Euro key (5333)	05
	CH751 (Stainless steel dust cap)	07

**MATERIAL**

**BODY:** Zinc Alloy DIN-EN 1774-ZnAl4Cu1  
**HANDLE:** Zinc Alloy DIN-EN 1774-ZnAl4Cu1  
**MECHANISM:** Zinc Alloy DIN-EN 1774-ZnAl4Cu1  
**CAM:** Steel  
**SEAL:** Polyurethane

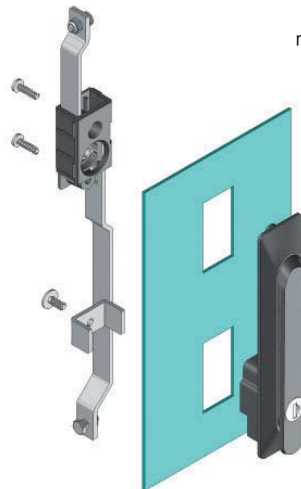
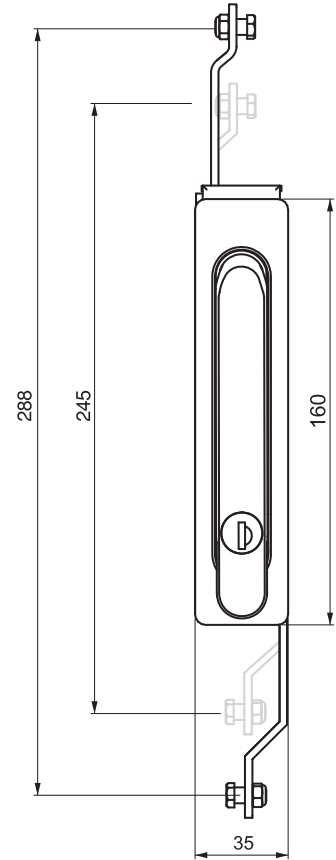
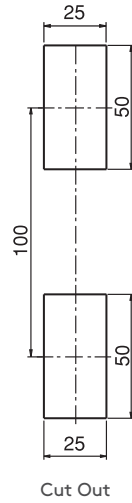
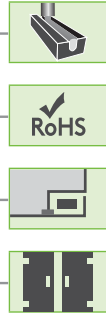
For cams please check pages: 172 - 173

For rods please check pages: 178- 188

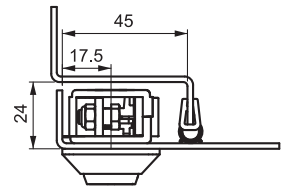
# ROD-LATCH SYSTEM

SWINGHANDLE - ROD CONTROL

209



Outside of gasketing

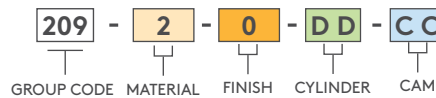


- Small version: page 80
- Swinghandle can be applied outside gasketing
- Special gearbox is used
- Provides 3 point locking
- Offers an economical solution

**MATERIAL**

BODY: Polyamide DIN-EN ISO 1043-1 PA6 GFR 30  
 MECHANISM: PA66  
 HANDLE: Polyamide DIN-EN ISO 1043-1 PA6 GFR 30  
 SEAL: Polyurethane

**PRODUCT CODE**



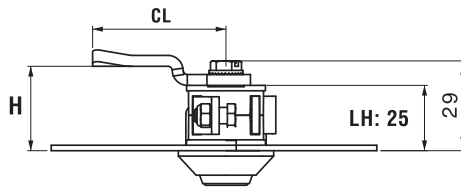
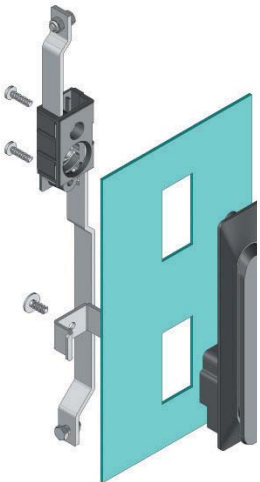
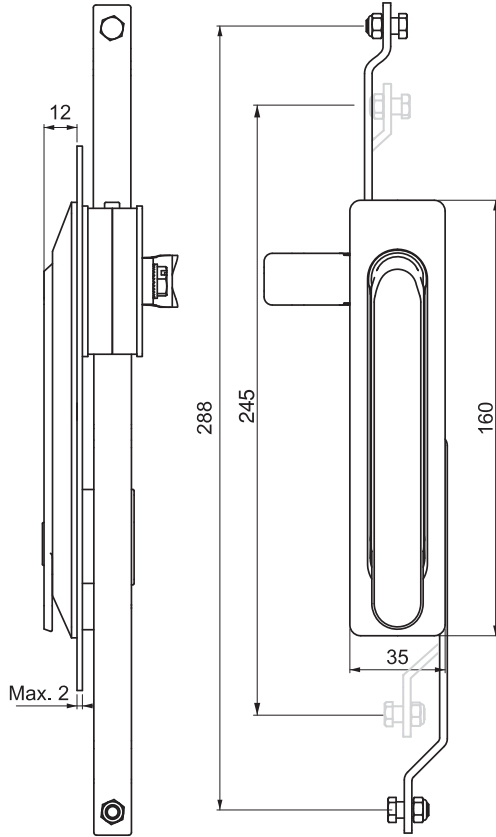
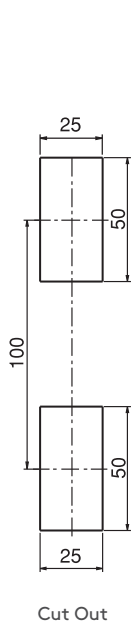
For three-point application please use "CC" number for cam instead of "00".

CYLINDER	SPECIFICATIONS	DD
	Keyed alike (Stainless steel dust cap)	03
	Keyed differ (Stainless steel dust cap)	32
	Master system	04
	Euro key (5333)	05
	CH751 (Stainless steel dust cap)	07

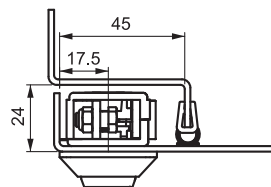
For cams please check pages: 172 - 173  
 For rods please check pages: 178 - 188



**219** SWINGHANDLE - ROD CONTROL



Outside of gasketing

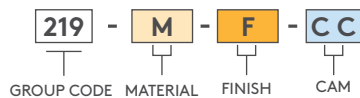


- Small version: page 81
- Concealed special cam on handle provides fixing
- Swinghandle can be applied outside gasketing
- Offers an economical solution

**MATERIAL**

BODY: Zinc Alloy DIN-EN 1774-ZnAl4Cu1 or PA6 GFR 30  
 HANDLE: Zinc Alloy DIN-EN 1774-ZnAl4Cu1 or PA6 GFR 30  
 MECHANISM: PA66  
 CAM: Steel  
 SEAL: Polyurethane

**PRODUCT CODE**



MATERIAL	M	FINISH	F
Zinc Alloy	1	Chrome	1
		Black coated	2
Plastic	2	No finish	0

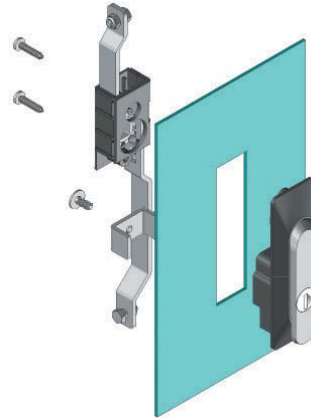
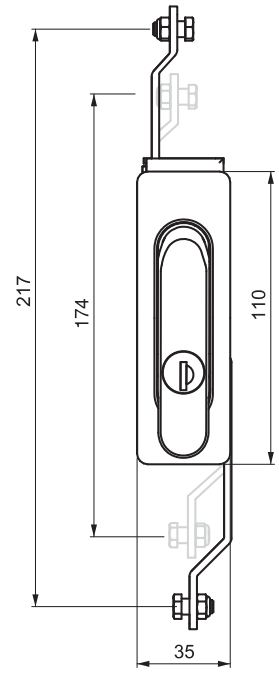
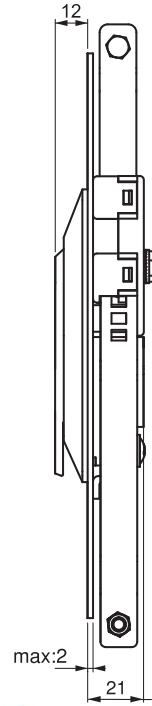
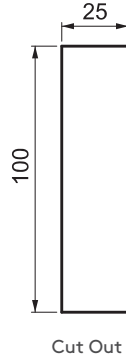
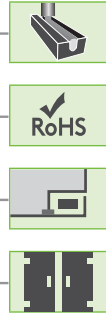
For cams please check pages: 172 - 173  
 For rods please check pages: 178- 188

# ROD-LATCH SYSTEM

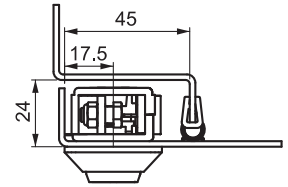
## SWINGHANDLE - ROD CONTROL

309

### SMALL VERSION



Outside of gasketing



- Large version: page 78
- Swinghandle can be applied outside gasketing
- Special gear-box is used
- Three-point locking
- 25 mm x 100 mm cut out

### MATERIAL

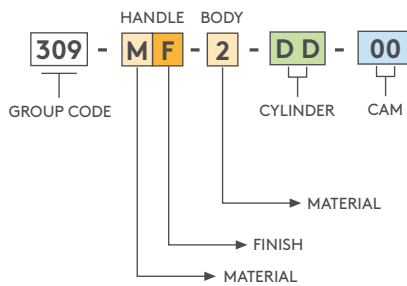
BODY: Polyamide DIN-EN ISO 1043-1 PA6 GFR 30

MECHANISM: PA66

HANDLE: Zinc Alloy DIN-EN 1774-ZnAl4Cu1 or PA6 GFR 30

SEAL: Polyurethane

### PRODUCT CODE



For three-point application please use "CC" number for cam instead of "00".

MATERIAL	M	FINISH	F
Zinc Alloy	1	Chrome	1
		Black coated	2
Plastic	2	No finish	0

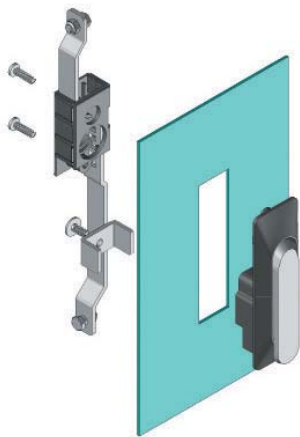
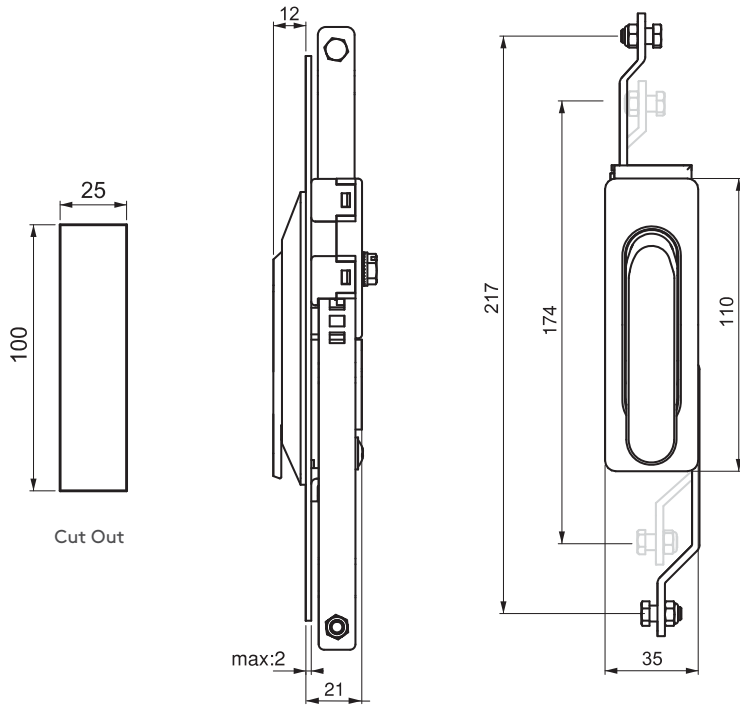
### HIGH-SECURITY CYLINDER



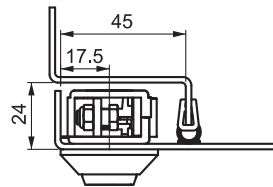
CYLINDER	SPECIFICATIONS	DD
	Keyed alike (Stainless steel dust cap)	03
	Keyed differ (Stainless steel dust cap)	32
	Master system	04
	Euro key (5333)	05
	CH751 (Stainless steel dust cap)	07

For cams please check pages: 172 - 173

For rods please check pages: 178 - 188



Outside of gasketing



319

SWINGHANDLE - ROD CONTROL

SMALL VERSION



- Large version: page 79
- Concealed special cam on handle provides locking
- A special gearbox is used
- Three- point locking
- 25 mm x 100 mm cut out

**MATERIAL**

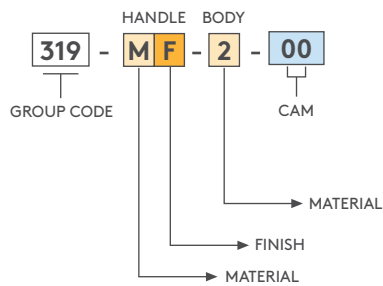
BODY: Polyamide DIN-EN ISO 1043-1 PA6 GFR 30

MECHANISM: PA66

HANDLE: Zinc Alloy DIN-EN 1774-ZnAl4Cu1 or PA6 GFR 30

SEAL: Polyurethane

**PRODUCT CODE**



For three-point application please use "CC" number for cam instead of "00".

MATERIAL	M	FINISH	F
Zinc Alloy	1	Chrome	1
		Black coated	2
Plastic	2	No finish	0

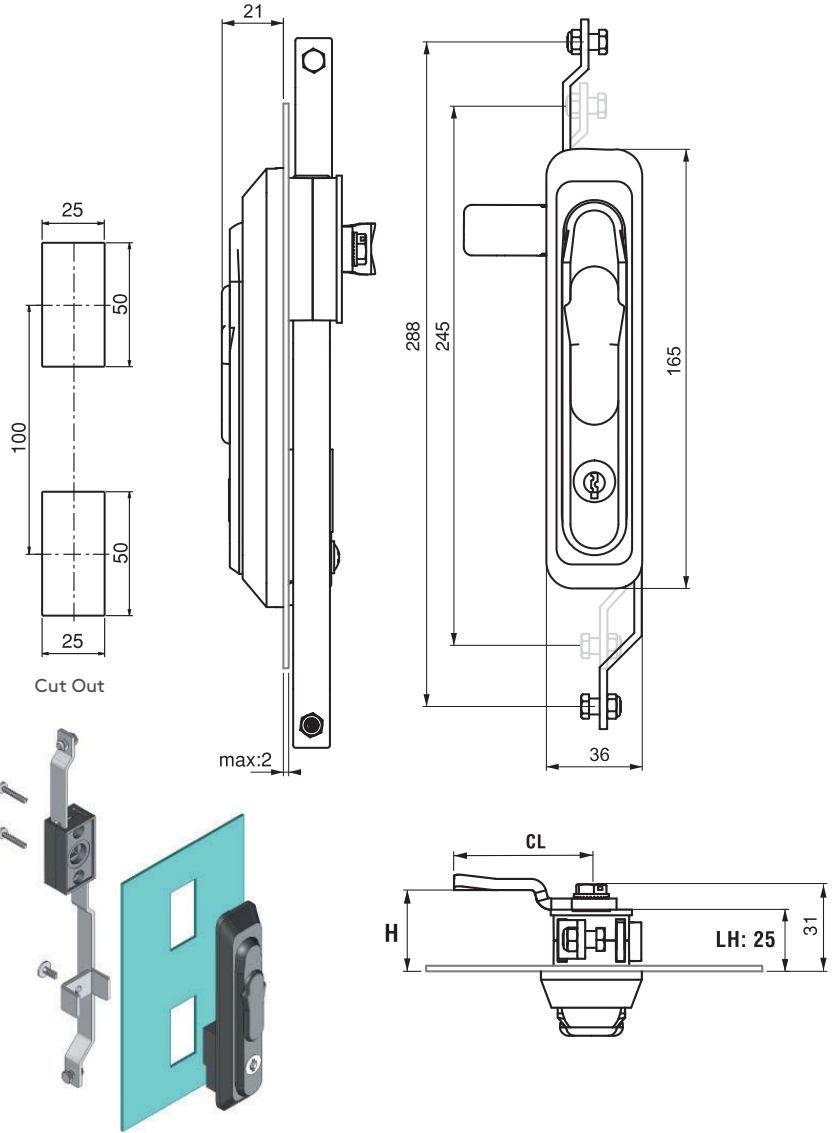
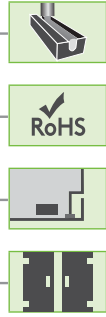
For cams please check pages: 172 - 173

For rods please check pages: 178- 188

# ROD-LATCH SYSTEM

SWINGHANDLE - ROD CONTROL

007



- Lower strength swing-handle that accepts cylindrical DRIVER/TOOL only
- Spring-loaded, slam-action swinghandle
- Can use indoors
- Competitive price with polyamide gearbox

**MATERIAL**

BODY: Polyamide DIN-EN ISO 1043-1 PA6 GFR 30  
 HANDLE: PA6 GFR 30  
 MECHANISM: PA6 GFR 30  
 CAM: Steel  
 SEAL: Polyurethane

**PRODUCT CODE**

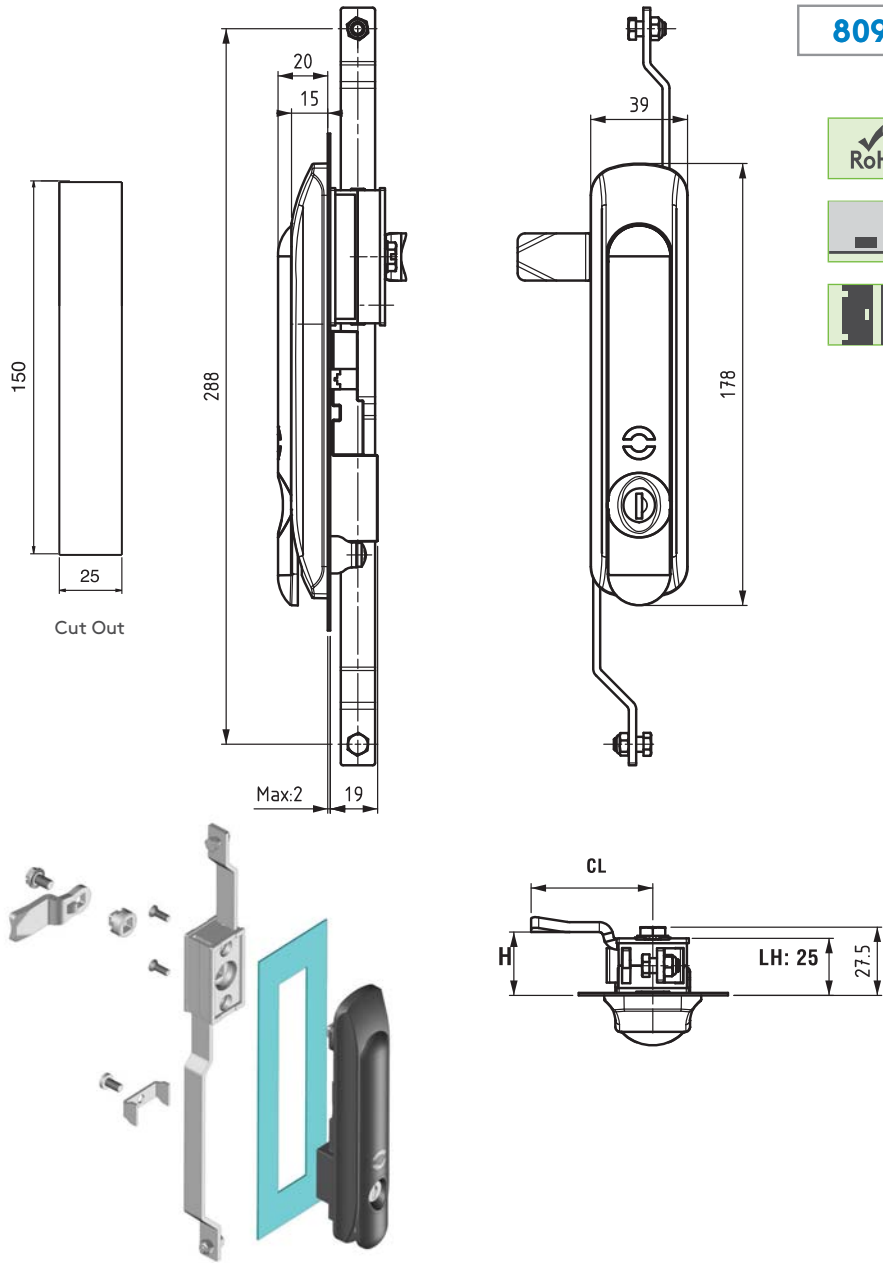
007 - DD - CC  
 GROUP CODE DRIVER/TOOL CAM CYLINDER

DRIVER/TOOL		
5 mm Double bit	8 mm Square	9 mm Triangular
15	28	39

CYLINDER TYPE		DD
	Keyed alike (Stainless steel dust cap)	03
	Keyed differ (Stainless steel dust cap)	32
	Euro key (5333)	05
	CH751 (Stainless steel dust cap)	07

For cams please check pages: 172 - 173  
 For rods please check pages: 178 - 188  
 For keys please check pages: 189 - 191





**809** SWINGHANDLE - ROD CONTROL

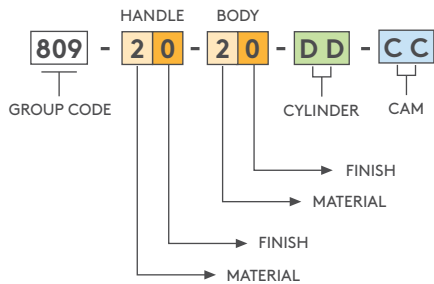


• Offers an economical solution

**MATERIAL**

**BODY:** Polyamide DIN-EN ISO 1043-1 PA6 GFR 30  
**MECHANISM:** Zinc Alloy DIN-EN 1774-ZnAl4Cu1  
**HANDLE:** Polyamide DIN-EN ISO 1043-1 PA6 GFR 30  
**SEAL:** Polyurethane

**PRODUCT CODE**



CYLINDER	SPECIFICATIONS	DD
	Keyed alike (Stainless steel dust cap)	03
	Keyed differ (Stainless steel dust cap)	32
	Master system	04
	Euro key (5333)	05
	CH751 (Stainless steel dust cap)	07

For cams please check pages: 172 - 173  
 For rods please check pages: 178- 188

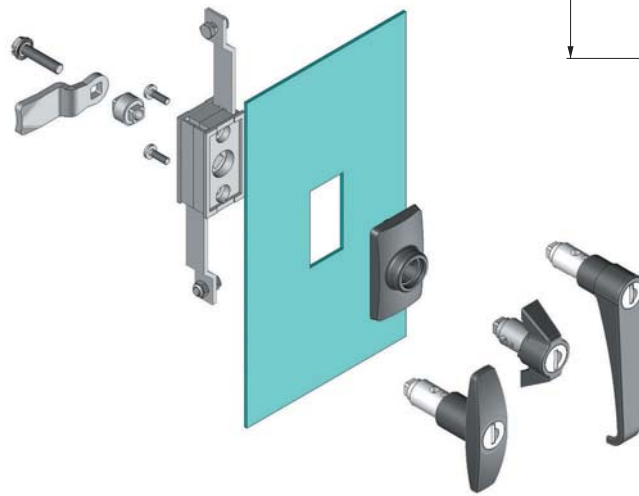
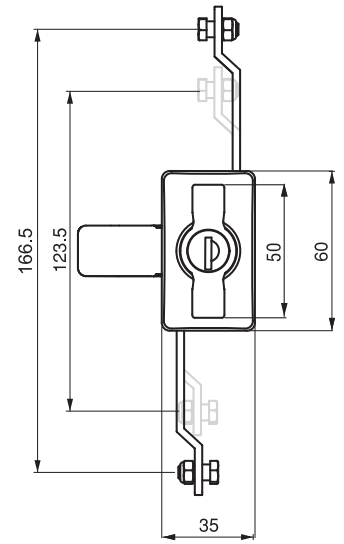
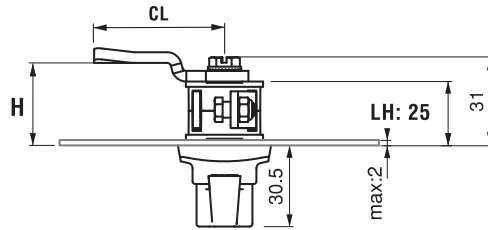
# ▶ ROD LATCH SYSTEM

## THREE-POINT LOCK – WING KNOB

103



V : 2



- Wing knob, T handle and L handle available
- Optional blind version
- Standard 25 mm x 50 mm cut out

### MATERIAL

BODY: Zinc Alloy or PA6 GFR 30

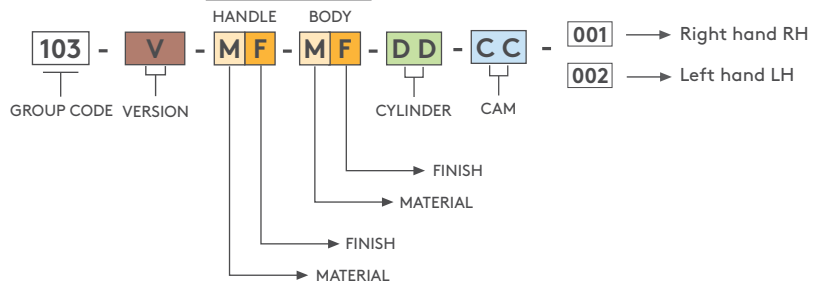
HANDLE: Zinc Alloy or PA6 GFR 30

MECHANISM: Zinc Alloy DIN-EN 1774-ZnAl4Cu1

CAM: Steel

SEAL: Polyurethane

### PRODUCT CODE



No cylinder '00'



MATERIAL	M	FINISH	F
Zinc Alloy	1	Chrome	1
Plastic	2	Black coated	2
		No finish	0

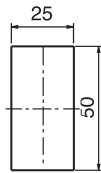
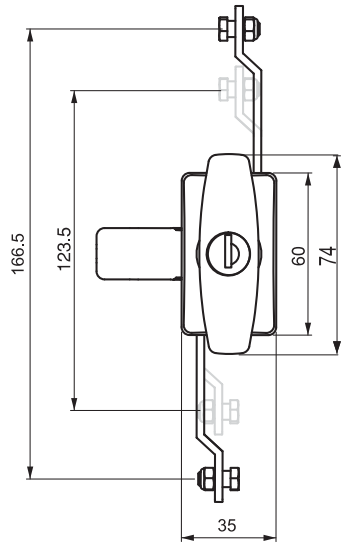
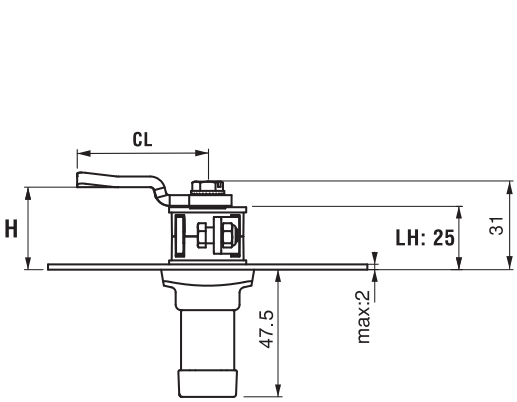
CYLINDER	SPECIFICATIONS	DD
	No cylinder	00
	Keyed alike (Stainless steel dust cap)	03
	Keyed differ (Stainless steel dust cap)	32
	Euro key (5333)	05
	CH751 (Stainless steel dust cap)	07

For cams please check pages: 172 - 173

For rods please check pages: 178- 188

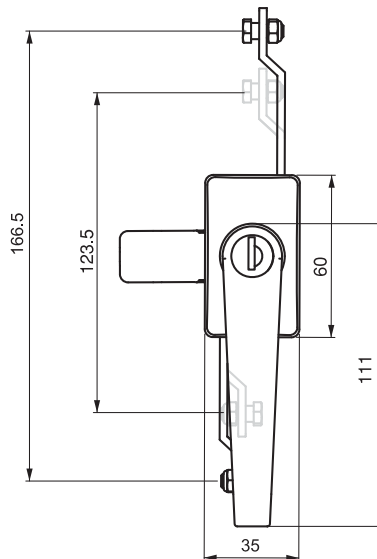
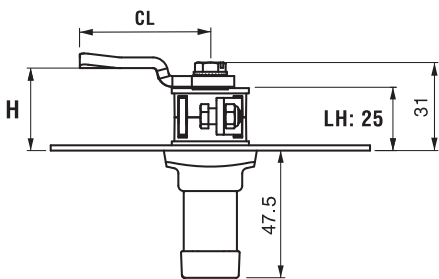


V : 3



Cut Out

V : 4



103

THREE-POINT LOCK - T HANDLE



103

THREE-POINT LOCK - L HANDLE



For cams please check pages: 172 - 173

For rods please check pages: 150- 161

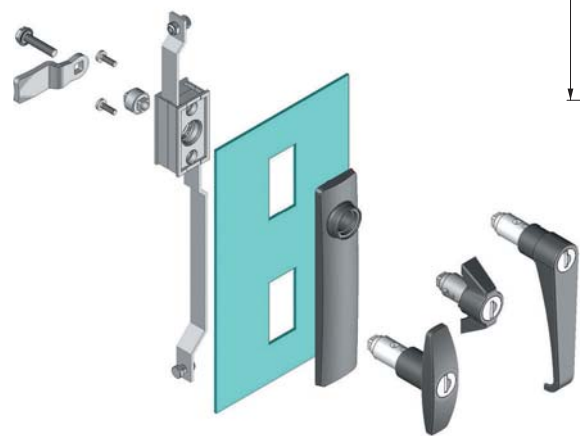
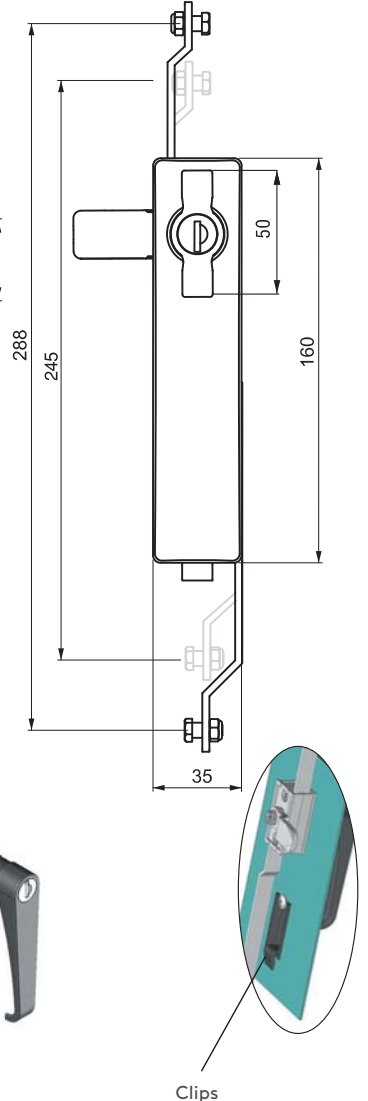
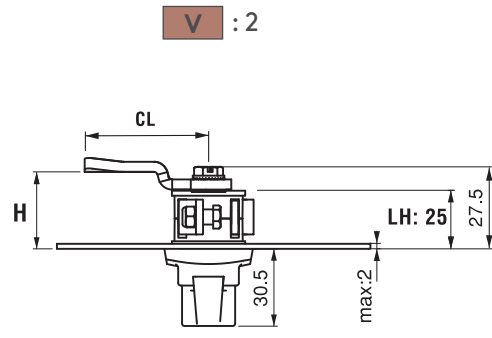
# ▶ ROD-LATCH SYSTEM

## THREE-POINT LOCK – WING KNOB

203



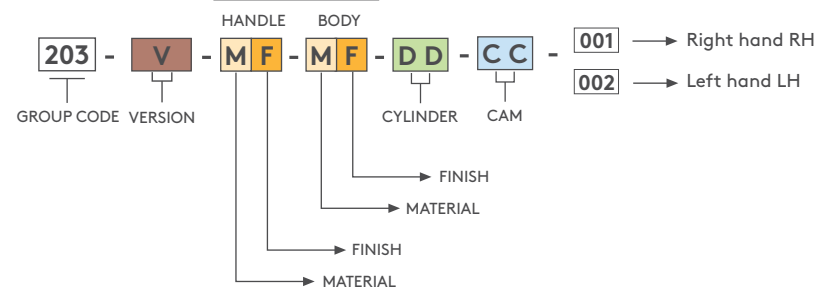
- IP 54
- RoHS
- 



- Clip fixing for easy assembly
- Wing knob, T handle and L handle available with three point locking
- Optional blind version
- For doors with standard swinghandle cut out

**MATERIAL**  
 BODY: PA6 GFR 30  
 HANDLE: Zinc Alloy or PA6 GFR 30  
 MECHANISM: Zinc Alloy DIN-EN 1774-ZnAl4Cu1  
 CAM: Steel  
 SEAL: Polyurethane

### PRODUCT CODE

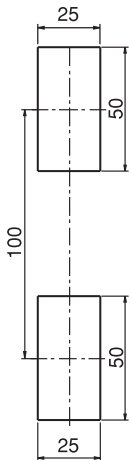
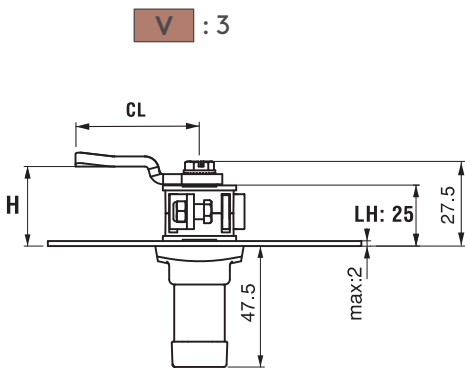


MATERIAL	M	FINISH	F
Zinc Alloy	1	Chrome	1
Plastic	2	Black coated	2
		No finish	0

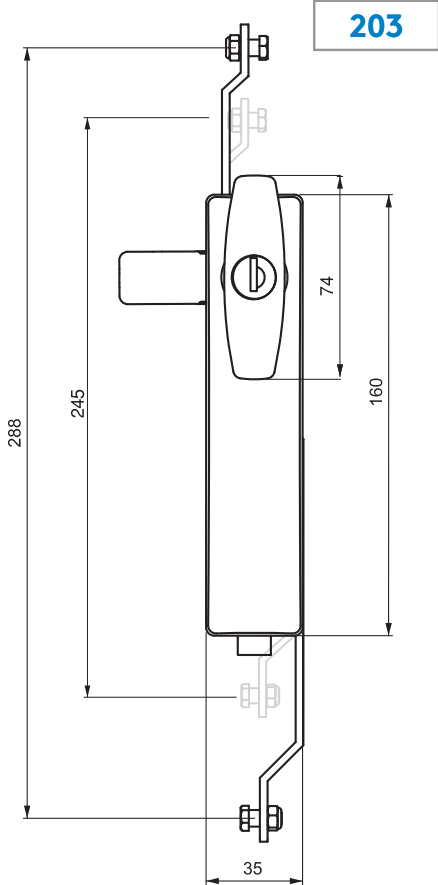
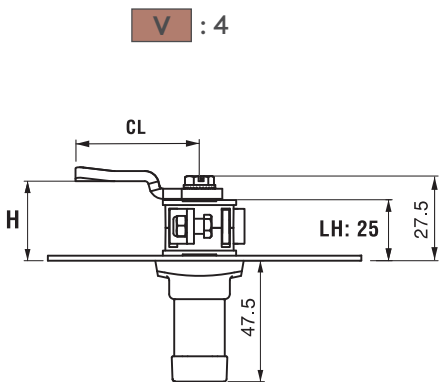
No cylinder '00'



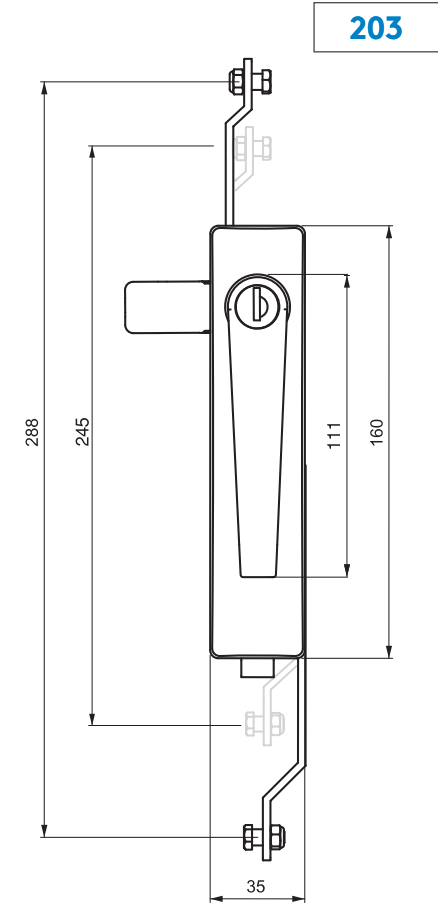
CYLINDER	SPECIFICATIONS	DD
	No cylinder	00
	Keyed alike (Stainless steel dust cap)	03
	Keyed differ (Stainless steel dust cap)	32
	Euro key (5333)	05
	CH751 (Stainless steel dust cap)	07



Cut Out



THREE-POINT LOCK - T HANDLE



THREE POINT LOCK - L HANDLE



# ROD-LATCH SYSTEM

## THREE-POINT LOCK

203


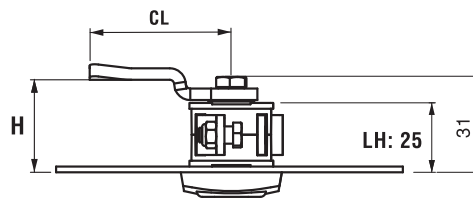

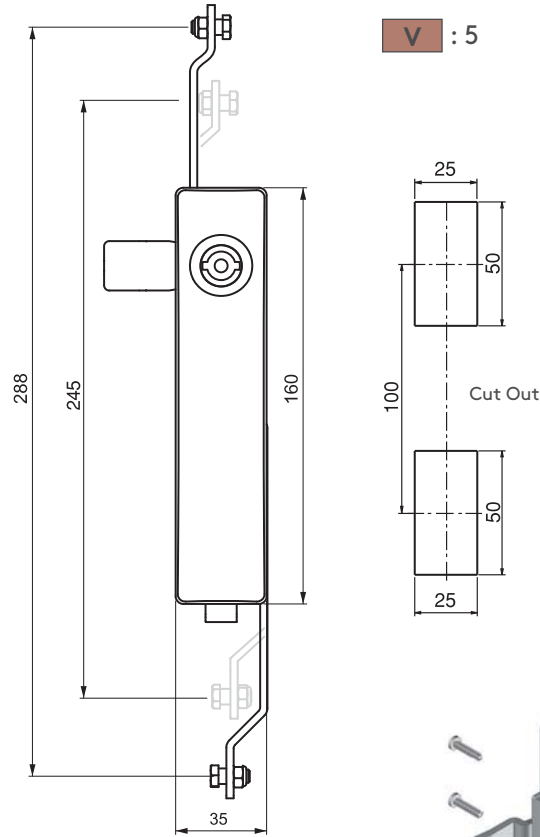


- IP 54
- RoHS
- 
- 
- 

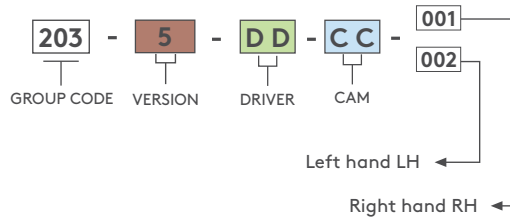
- Clip fixing for easy assembly
- Integral gear-box for three-point locking

### MATERIAL

BODY: PA6 GFR 30  
 MECHANISM: Zinc Alloy DIN-EN 1774-ZnAl4Cu1  
 CAM: Steel  
 SEAL: Polyurethane



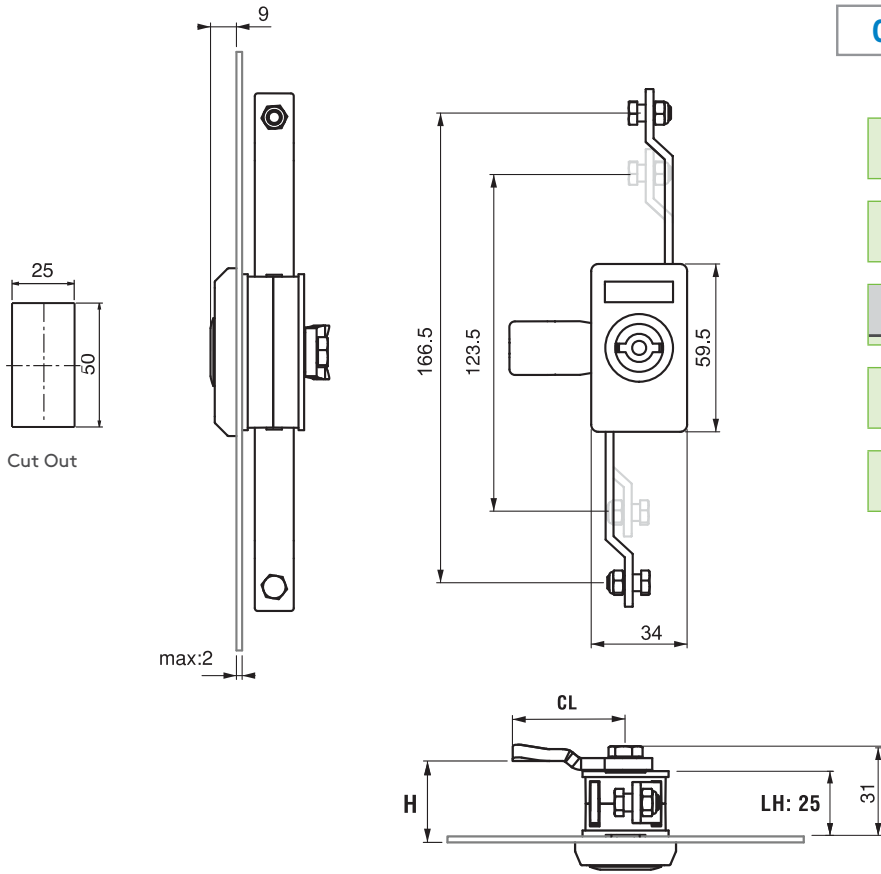
### PRODUCT CODE



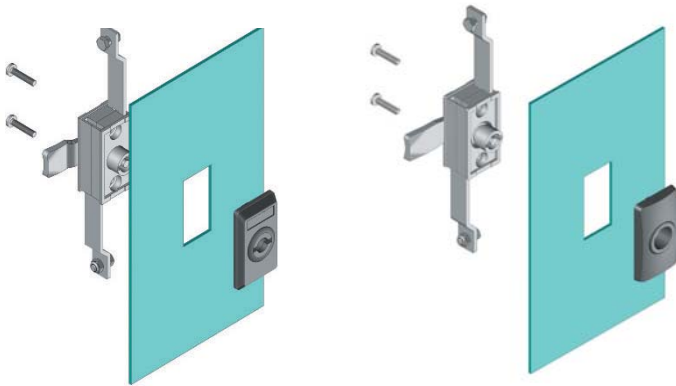
### DRIVERS

5 mm Double bit	8 mm Square	9 mm Triangular
15	28	39

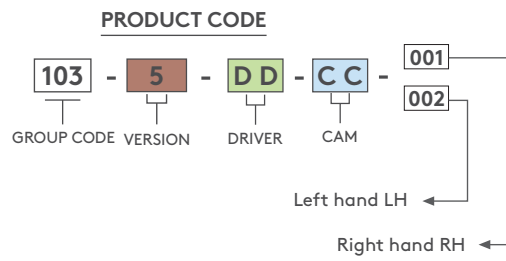
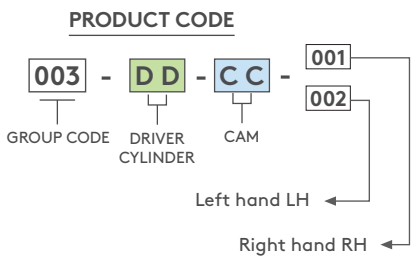
- For cams please check pages: 172 - 173
- For rods please check pages: 178 - 188
- For keys please check pages: 189 - 191



**003** THREE-POINT LOCK



**103** THREE-POINT LOCK

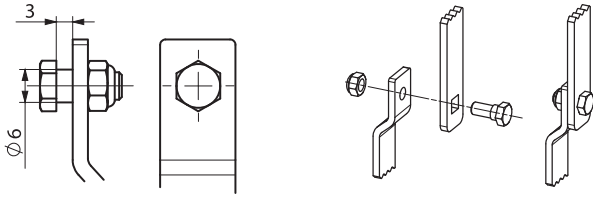


DRIVERS		
5 mm Double bit	8 mm Square	9 mm Triangular
15	28	39

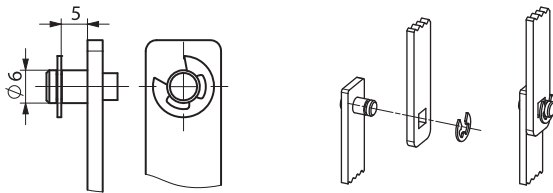
For cams please check pages: 172 - 173  
 For rods please check pages: 178- 188  
 For keys please check pages: 189 - 191

# ROD-LATCH SYSTEM

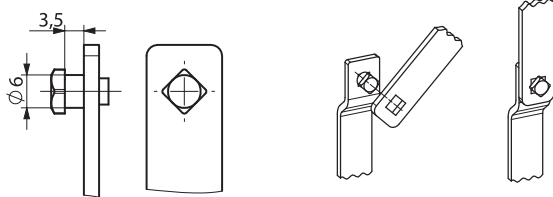
**M : 1** Stepped bolt



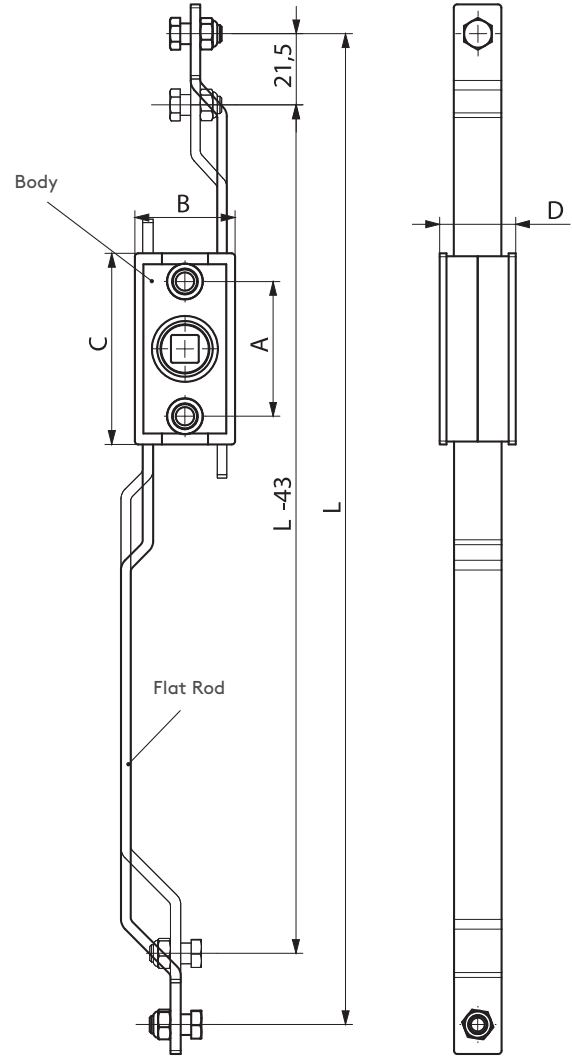
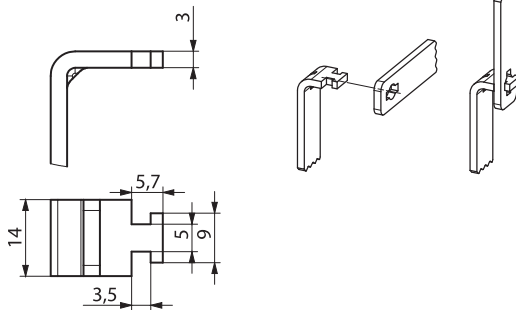
**M : 2** With snap ring



**M : 3** Square riveted



**M : 4** 'T'- tipped

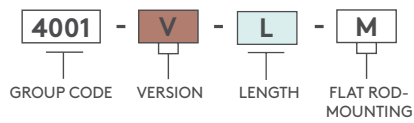


L mm
217
278
288
347
166
125





PRODUCT CODE

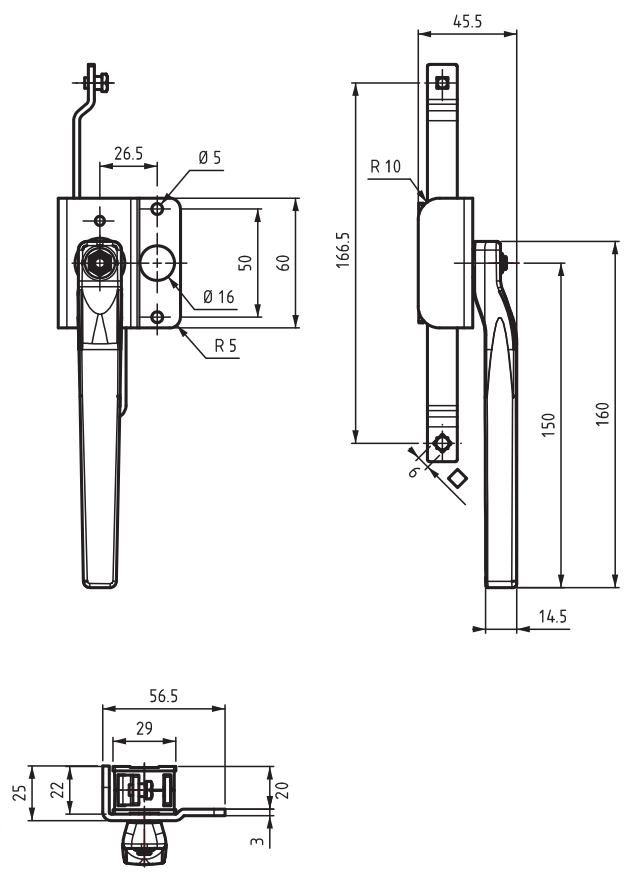


V	MECHANISM		A	B	C	D
	Body	Flat rod				
1	Zinc Alloy	Steel	39	29	55	22
2	Plastic	Steel	39	29	55	22
3	Zinc Alloy (with Stopper)	Steel	39	29	55	22
4	Stainless steel	Stainless steel	39	29	55	22
5	Zinc Alloy (D: 19mm)	Stainless steel	39	27	55	19
6	Zinc Alloy (A: 38 mm)	Stainless steel	39	29	55	22

# ▶ ROD LATCH SYSTEM

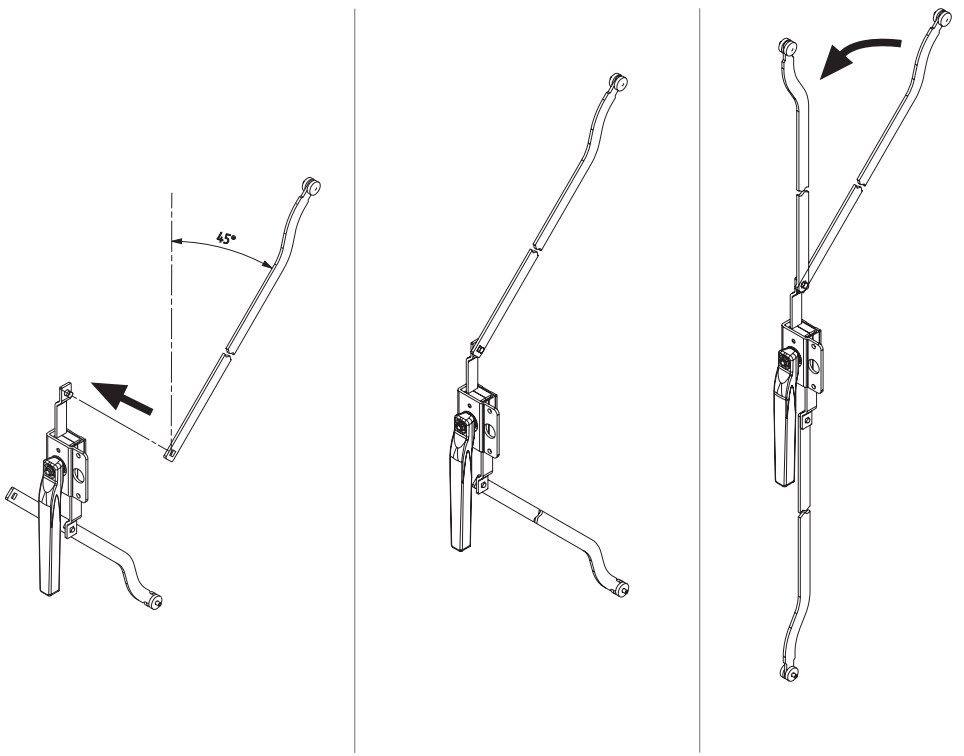
## INTERNAL LOCKING SYSTEM

303



- For double-door cabinets to lock single door from inside

**MATERIAL**  
 HANDLE: Zinc Alloy DIN-EN 1774-ZnAl4Cu1  
 MECHANISM: Zinc Alloy DIN-EN 1774-ZnAl4Cu1



For cams please check pages: 172 - 173  
 For rods please check pages: 178 - 188






# LATCHES/LOCKS



## HEAVY-DUTY LATCHES

GROUP CODE	PRODUCT NAME
016	PUSH-TO-CLOSE
216	PUSH-TO-CLOSE
316	PUSH-TO-CLOSE
116	PUSH-TO-CLOSE
214	T HANDLE HEAVY DUTY LOCK
114	MINI T HANDLE CABINET LOCK
014	T HANDLE HEAVY DUTY LOCK
015	T HANDLE HEAVY DUTY LOCK
115	T HANDLE HEAVY DUTY LOCK
215	T HANDLE HEAVY DUTY LOCK
315	T HANDLE HEAVY DUTY LOCK
118	T HANDLE HEAVY DUTY LOCK
018	T HANDLE HEAVY DUTY LOCK



**PAGE**

96, 97, 98, 99, 100

101

102

103

104

105 - 107

108 - 113

114 - 117

118

119

120

121

122 - 123



p96



p103



p114



p122

# HEAVY-DUTY LATCHES

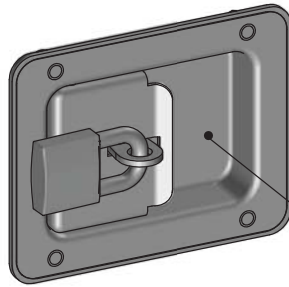
## PUSH-TO-CLOSE LATCH

016



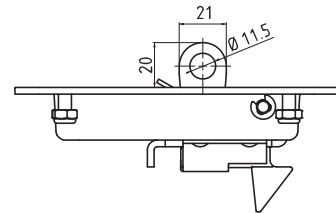
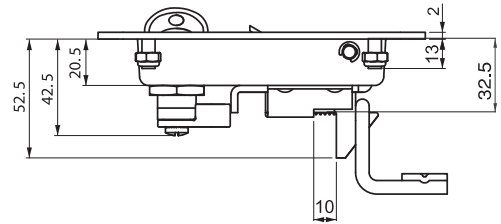
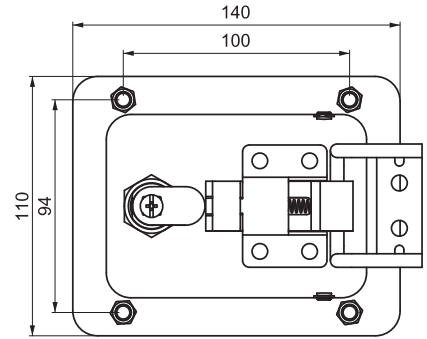
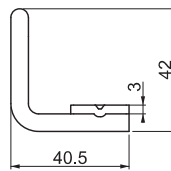
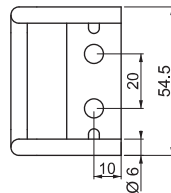
- IP 54 NEMA 3
- RoHS
- 
- 

V : 1

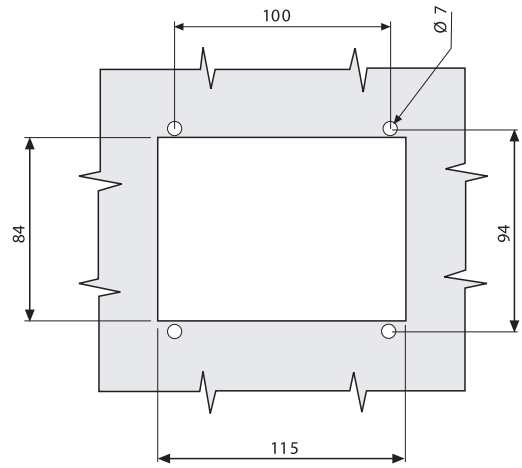


1

Padlock application



No cylinder (Blind)



Cut out

- Stainless steel version: page 462
- Slam-shut operation
- Brass cam
- Striking plate required
- Can open from inside by moving cam

### MATERIAL

BODY: Steel  
HANDLE: Steel  
CAM: Brass  
SCREW: Stainless steel  
SEAL: Polyurethane

### FINISH

Black coated

## CAM STRIKING PLATE

016 A71



- Striking plate
- Custom sizes available

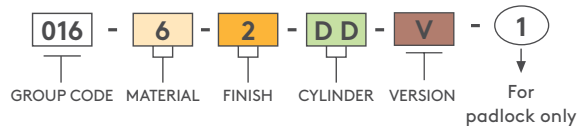
### MATERIAL

Steel

### FINISH

Zinc plated

### PRODUCT CODE



SPECIFICATIONS		DD
No cylinder (Blind)		00
Stainless steel dust cap (Keyed alike)		03
Stainless steel dust cap (Keyed differ)		32

MATERIAL	M	FINISH	F
Steel	6	Black coated	2



016

PUSH-TO-CLOSE LATCH



- Two types of die-cast zinc cams
- No locking device needed
- Can open from inside by moving cam

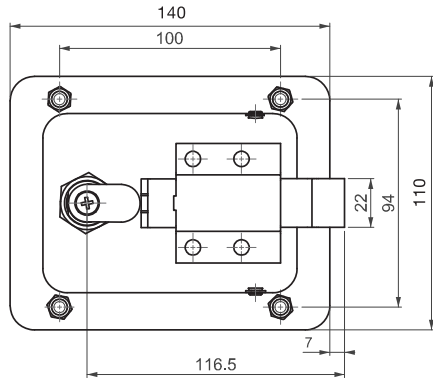
**MATERIAL**

BODY: Steel  
 HANDLE: Steel  
 CAM: Zinc Alloy DIN-EN 1774-ZnAl4Cu1  
 SEAL: Polyurethane

**FINISH**

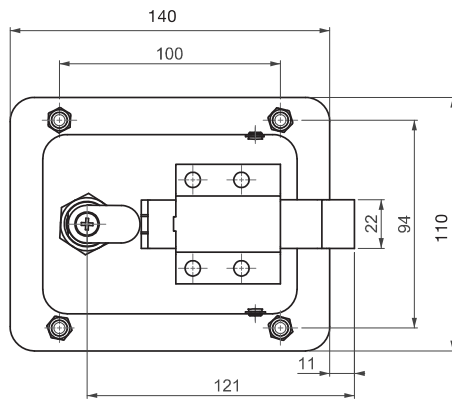
Black coated

V : 2

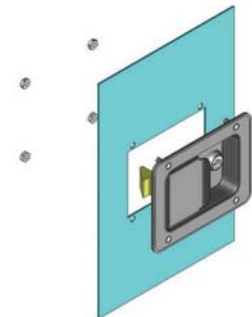


Flat cam (short)

V : 3



Flat cam (long)



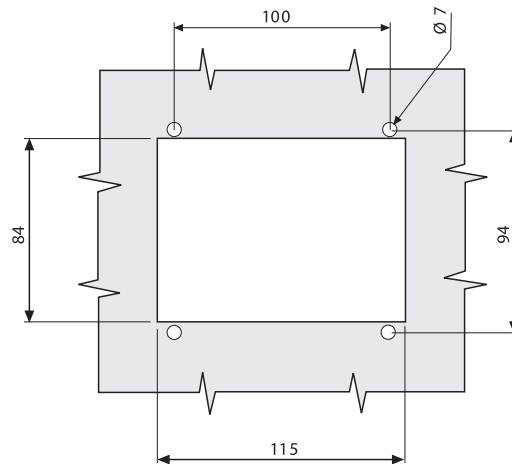
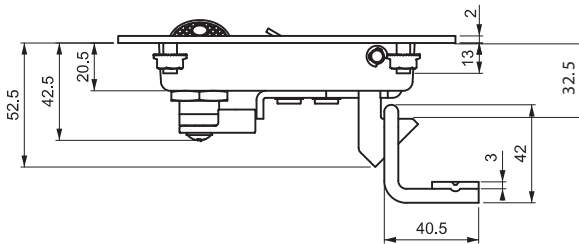
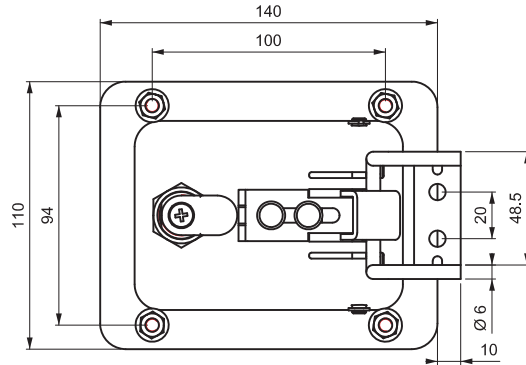
# HEAVY-DUTY LATCHES

## PUSH-TO-CLOSE LATCH

016



V : 4



Cut out

- Slam-shut operation with steel cam
- Can open from inside by moving cam

### MATERIAL

BODY: Steel  
 HANDLE: Steel  
 CAM: Steel  
 SCREW: Stainless steel  
 SEAL: Polyurethane

### FINISH

Black coated

## CAM STRIKING PLATE

016 A71



- Striking plate
- Custom sizes available

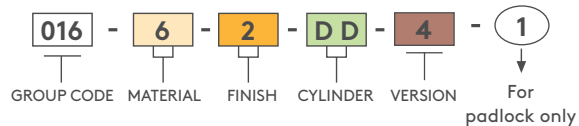
### MATERIAL

Steel

### FINISH

Zinc plated

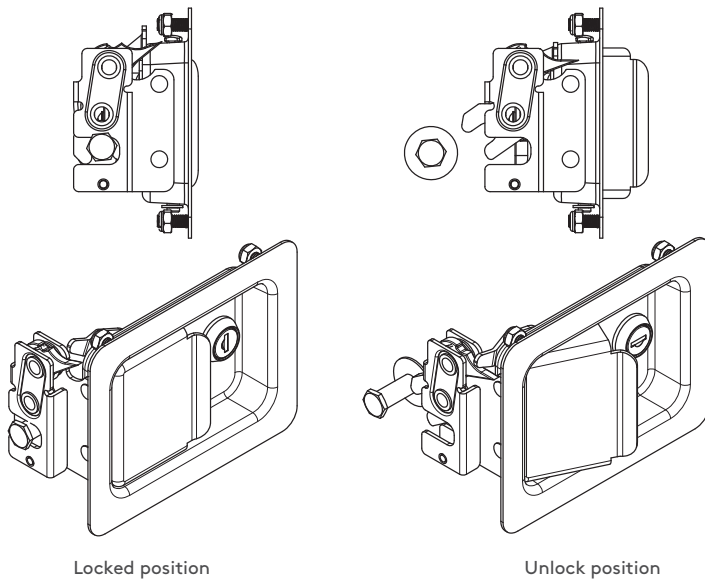
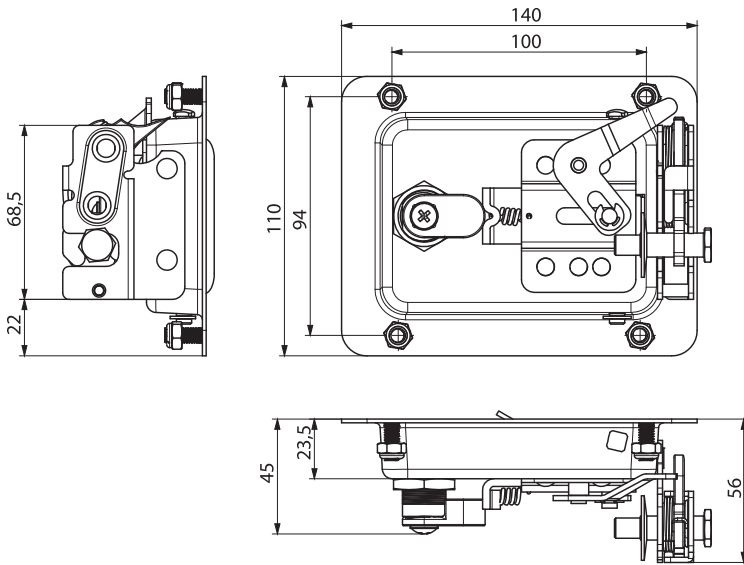
### PRODUCT CODE



SPECIFICATIONS	DD
No cylinder	00
Stainless steel dust cap (Keyed alike)	03
Stainless steel dust cap (Keyed differ)	32

MATERIAL	M	FINISH	F
Steel	6	Black coated	2





Locked position

Unlock position

016

PUSH-TO-CLOSE LATCH



- Padlatch with integrated Rotary Latch
- Slam-shut operation
- Striker bolt is required
- Can open from inside by moving cable

**MATERIAL**

BODY: Steel  
 HANDLE: Steel  
 CAM: Zinc Alloy DIN-EN 1774-ZnAl4Cu1  
 SEAL: Polyurethane  
 ROTARY LATCH: Steel

SB.1

STRIKER BOLT (MINI)



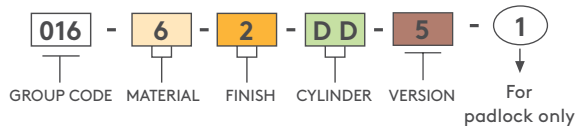
**MATERIAL**

BODY: Steel

**FINISH**

Zinc Plated

**PRODUCT CODE**



SPECIFICATIONS		DD
No cylinder		00
Stainless steel dust cap (Keyed alike)		03
Stainless steel dust cap (Keyed differ)		32

MATERIAL	M	FINISH	F
Steel	6	Black coated	2

For Cables & Cable Accessories page: 158-159

# HEAVY-DUTY LATCHES

## PUSH-TO-CLOSE LATCH

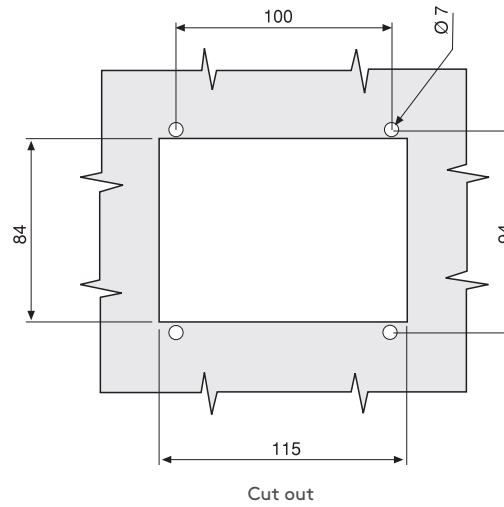
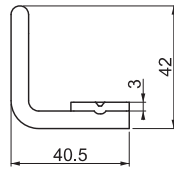
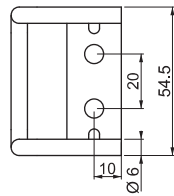
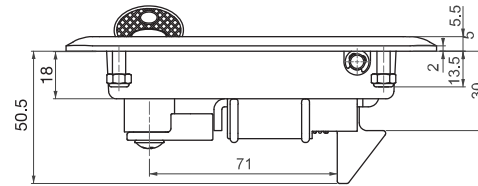
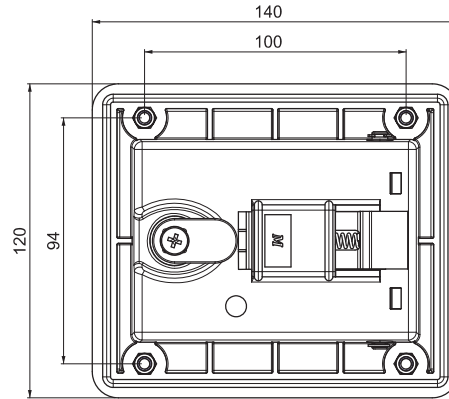
**016**



- Slam-shut operation
- Brass cam
- Striking plate required
- Can open from inside by moving cam

**MATERIAL**

**BODY:** Polyamid DIN-EN ISO 1043-1 PA6 GFR 30  
**CAM:** Brass or Delrin



## CAM STRIKING PLATE

**016 A71**



- Striking plate
- Custom sizes available

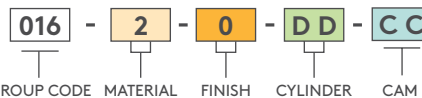
**MATERIAL**

Steel

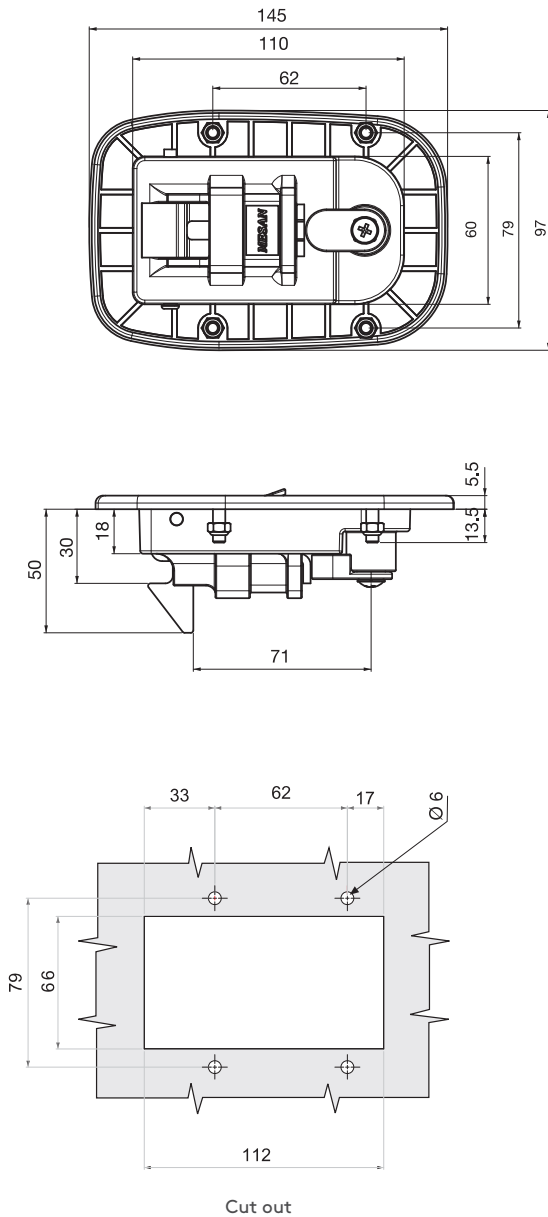
**FINISH**

Zinc plated

**PRODUCT CODE**



SPECIFICATIONS	DD	CAM	CC
Stainless steel dust cap (Keyed alike)	03	Brass	01
Stainless steel dust cap (Keyed differ)	32	Plastic	02



**216**

**PUSH-TO-CLOSE LATCH**



- Slam-shut operation
- Brass cam
- Striking plate required
- Can open from inside by moving cam

**MATERIAL**

**BODY:** Polyamid DIN-EN ISO 1043-1 PA6 GFR 30  
**CAM:** Brass or Delrin

**016 A71**

**CAM STRIKING PLATE**



- Striking plate
- Custom sizes available

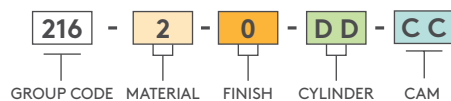
**MATERIAL**

Steel

**FINISH**

Zinc plated

**PRODUCT CODE**



SPECIFICATIONS	DD	CAM	CC
Stainless steel dust cap (Keyed alike)	03	Brass	01
Stainless steel dust cap (Keyed differ)	32	Plastic	02

# HEAVY-DUTY LATCHES

## PUSH-TO-CLOSE LATCH

**316**

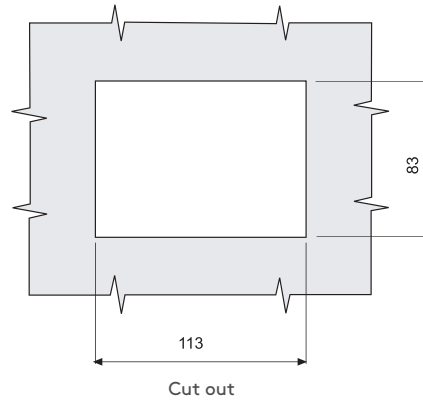
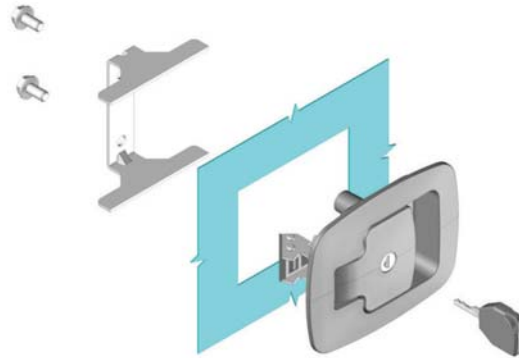
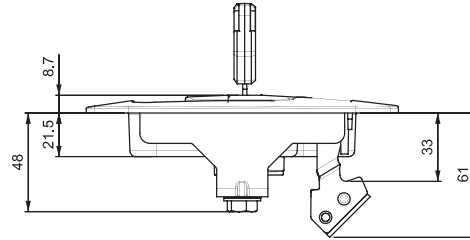
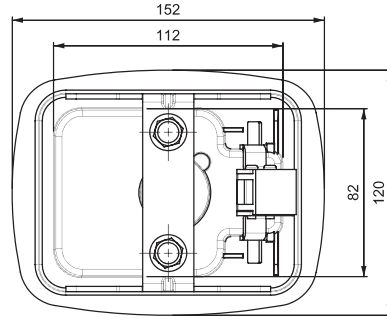
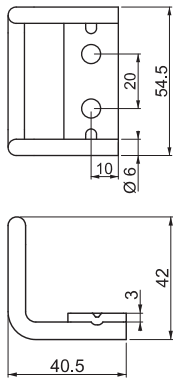


- IP 54  
NEMA 3
- 
- 
- 
- 

- Slam shut operation. Steel cam.
- Striking plate is needed
- Lock can be opened from inside by moving cam.

**MATERIAL**

BODY: Polyamid DIN-EN ISO 1043-1 PA6 GFR 30  
CAM: Steel



## CAM STRIKING PLATE

**016 A71**



- Striking plate
- Custom sizes available

**MATERIAL**

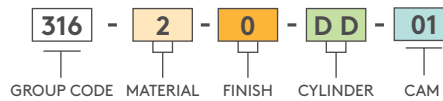
Steel

**FINISH**

Zinc plated

**!** Note: The listing of this/these product(s) in the catalogue does not constitute an offer to sell any of those products in the UK and USA

**PRODUCT CODE**



**SPECIFICATIONS**

Stainless steel dust cap (Keyed alike)	<b>DD</b>
	<b>03</b>



116

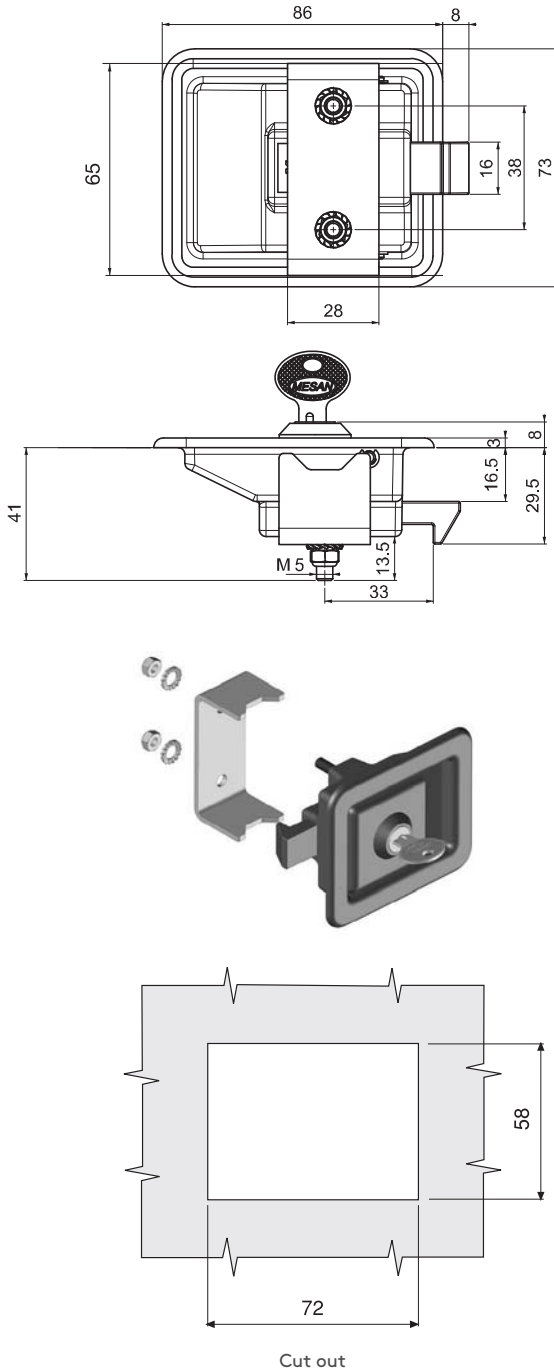
PUSH-TO-CLOSE LATCH



- Delrin cams
- No locking device needed
- Can open from inside by moving cam

**MATERIAL**

BODY: Polyamid DIN-EN ISO 1043-1 PA6 GFR 30  
 HANDLE: Zinc Alloy DIN-EN 1774-ZnAl4Cu1  
 CAM: Delrin  
 MOUNTING BRACKET: Steel



**PRODUCT CODE**

116 - DD

GROUP CODE CYLINDER

SPECIFICATIONS	DD
No cylinder	00
Keyed alike	01
Keyed differ	02

# HEAVY-DUTY LATCHES

## T HANDLE HEAVY-DUTY LATCHES

214



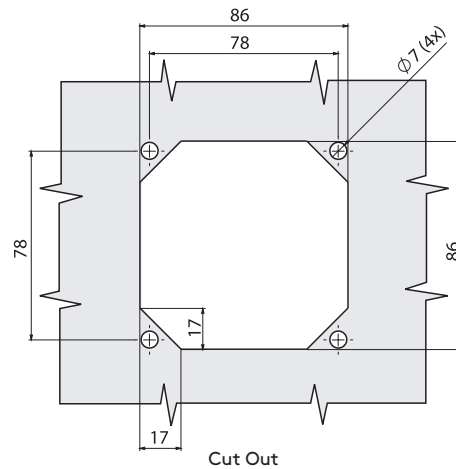
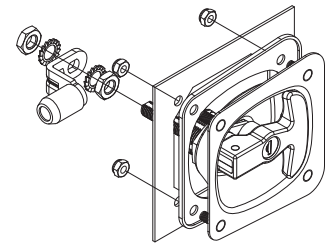
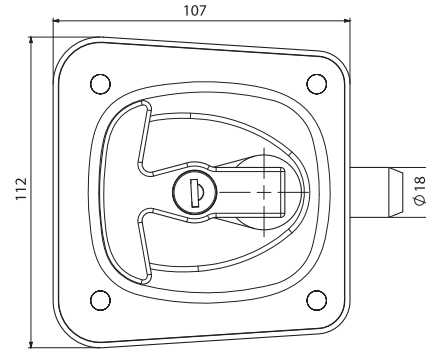
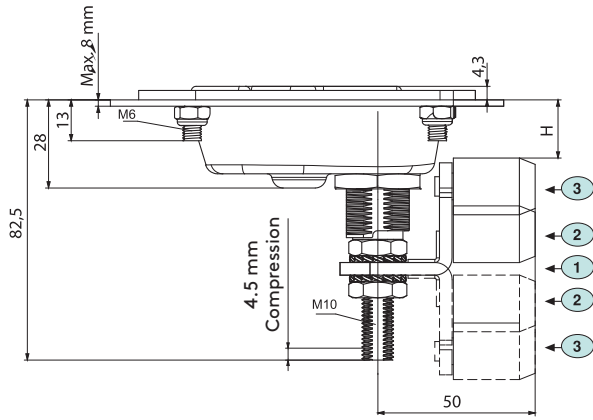
- Advanced sealing with compression
- Adjustable grip is possible
- Easy fixing with roller cam
- with/without padlock options

### MATERIAL

**BODY:** Steel  
**HANDLE:** Zinc Alloy DIN-EN 1774-ZnAl4Cu1  
**CAM:** Steel  
**SCREW:** Stainless steel  
**SEAL:** Polyurethane

### FINISH

**BODY:** Black coated  
**HANDLE:** Chrome or black coated



Cut Out

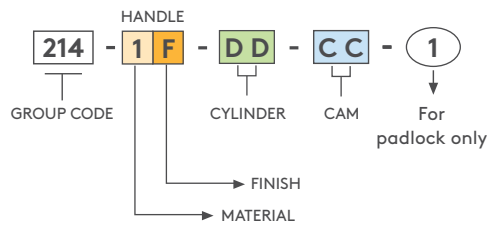
CAM	CC	Position	H: GRIP	
			min	max
1	01	Up	38	53
		Down	54	69
2	02	Up	35	50
		Down	57	72
3	03	Up	20	35
		Down	72	87



1

Padlock application

### PRODUCT CODE



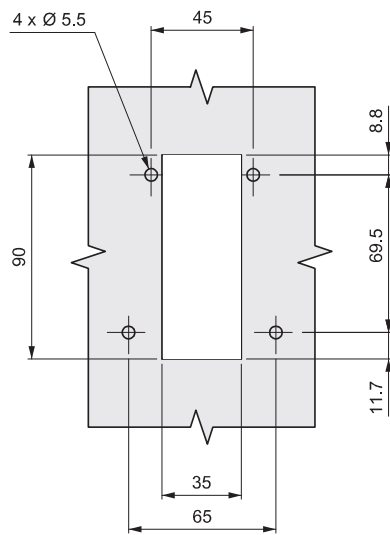
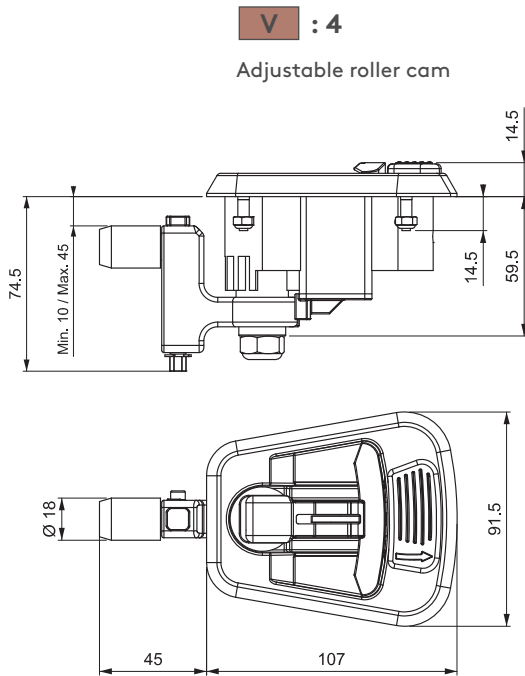
CYLINDER	DD
No cylinder	00
Stainless steel dust cap (Keyed alike)	03
Stainless steel dust cap (Keyed differ)	32
Euro key (5333)	05
CH751 (Stainless steel dust cap)	07

FINISH	F
Chrome	1
Black coated	2



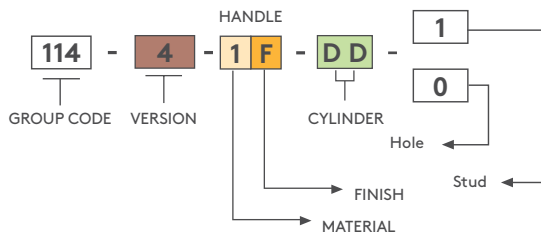
114

MINI 'T' HANDLE CABINET LATCHES



Cut Out

PRODUCT CODE



CYLINDER	
Stainless steel dust cap (Keyed alike)	03
Stainless steel dust cap (Keyed differ)	32
CH751 ( Stainless steel dust cap )	07

FINISH	
Chrome	1
Black coated	2



- Single-point locking
- 10 - 45 mm grip range
- Easy fixing with roller cam
- Provides sealing with compression property
- Option to use with or without padlock
- Use rivets or bolts for fixing
- Can be supplied without cylinder

MATERIAL

BODY: Polyamid DIN-EN ISO 1043-1PA6 GFR 30  
 HANDLE: Zinc Alloy DIN-EN 1774-ZnAl4Cu1

FINISH

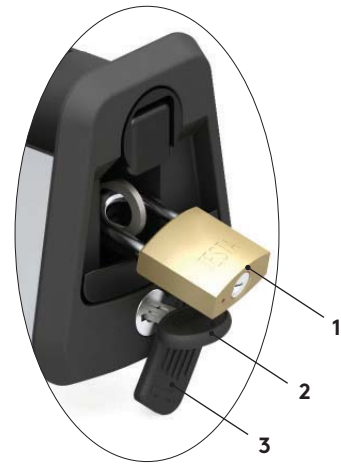
HANDLE: Chrome or black coated

**Note:** The listing of this/these product(s) in the catalogue does not constitute an offer to sell any of those products in the UK and USA

# HEAVY-DUTY LATCHES

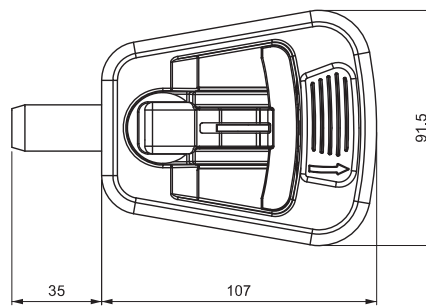
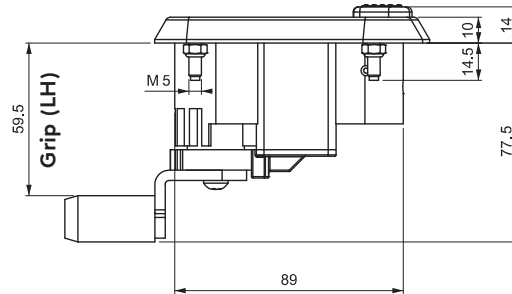
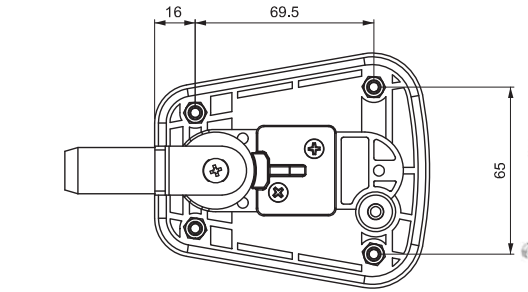
## MINI 'T' HANDLE CABINET LATCHES

114

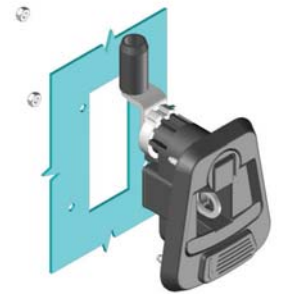


- 1- Double security
- 2- Cylinder locking system
- 3- Sliding dust cap

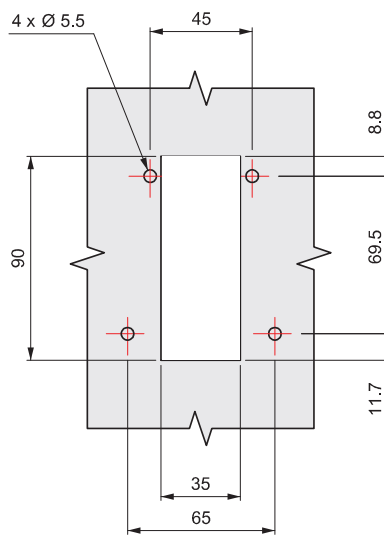
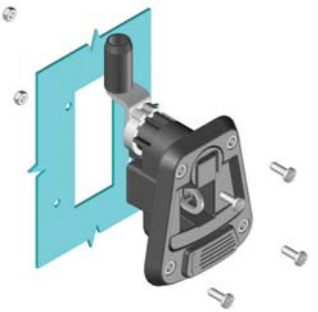
**⚠ Note:** The listing of this/these product(s) in the catalogue does not constitute an offer to sell any of those products in the UK and USA



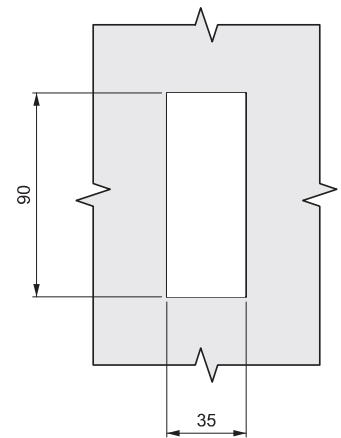
**V : 2**  
Stud version



**V : 3**  
Hole version



Cut Out  
V2 - V3



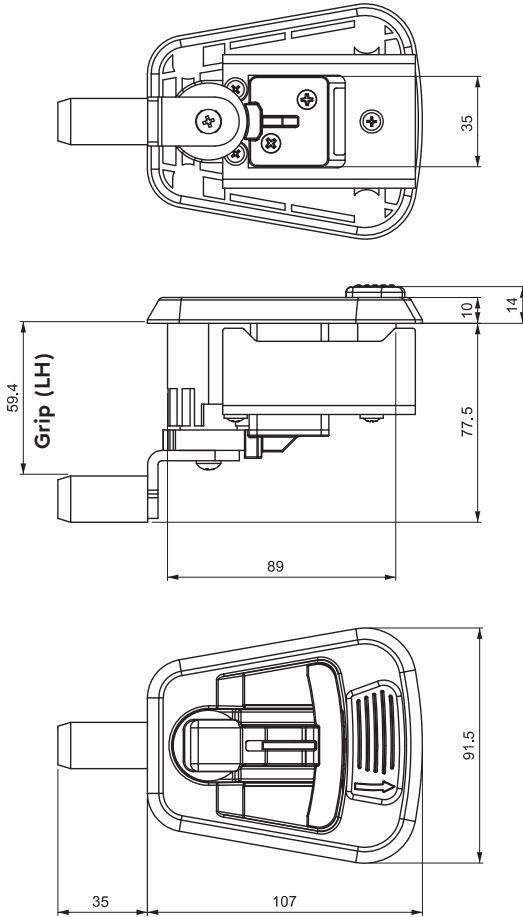
Cut Out  
V1



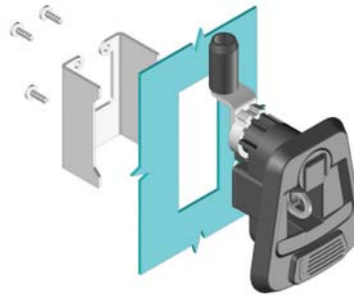


114

MINI 'T' HANDLE CABINET LATCHES



**V** :1  
Bracket version



- Single point locking
- Easy locking by the roller cam
- 4 mm compression
- Optionally used with or without padlock.
- Fixing is possible by rivets, bolts or bracket
- Can be supplied without cylinder.
- Fixed grip
- Please contact us for different grip (LH)

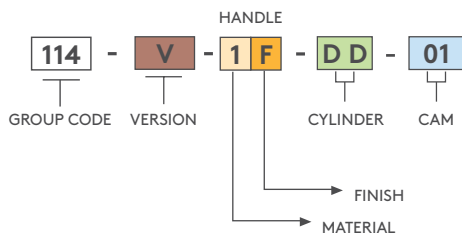
**MATERIAL**

- BODY:** Polyamid DIN-EN ISO 1043-1 PA6 GFR 30  
**HANDLE:** Zinc Alloy DIN-EN 1774-ZnAl4Cu1  
**CYLINDER:** Zinc Alloy DIN-EN 1774-ZnAl4Cu1

**FINISH**

**HANDLE:** Chrome or black coated

**PRODUCT CODE**



SPECIFICATIONS	DD
Stainless steel dust cap (Keyed alike)	03
Stainless steel dust cap (Keyed differ)	32
CH751 ( Stainless steel dust cap )	07

FINISH	F
Chrome	1
Black coated	2

**Note:** The listing of this/these product(s) in the catalogue does not constitute an offer to sell any of those products in the UK and USA

014

VERSIONS

**V : 1**  
Adjustable roller cam

Roller cam

Grip adjustment system

Grip adjusted by rotating the main screw between 10 - 60 mm

Set screw

To adjust the grip, first loosen the set screw. Then screw again for fixing

**V : 2**  
Fixed cam

Standard Grip (H) is 60 mm; for different grip ranges contact Essentra Components

**V : 3** Espagnolette cam      **V : 4** Espagnolette cam and adjustable roller cam      **V : 5** Espagnolette cam and fixed cam

two-point locking      three-point locking      three-point locking

GENERAL FEATURES



Ergonomic T handle

Black coated or chrome plated

Cylinder locking system

Stainless steel dust cap (Keyed alike or Keyed differ)

Padlockable

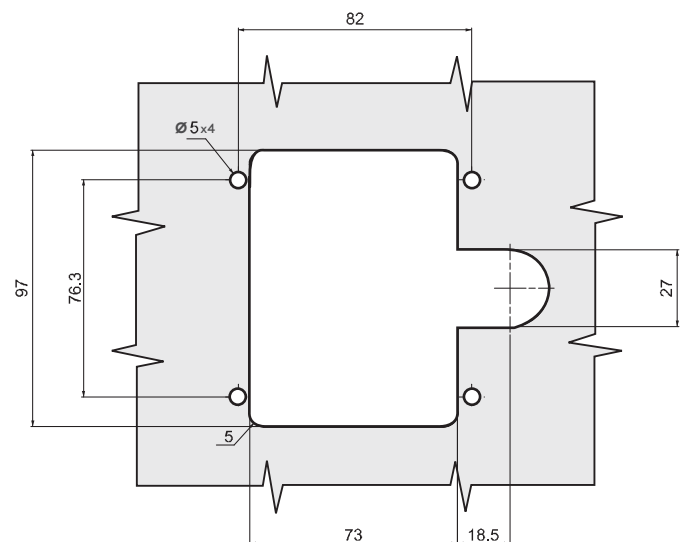
Max. hasp dia 9 mm

Stud or hole option

M5 stud or rivet



Cut out





014

T HANDLE HEAVY-DUTY LATCHES



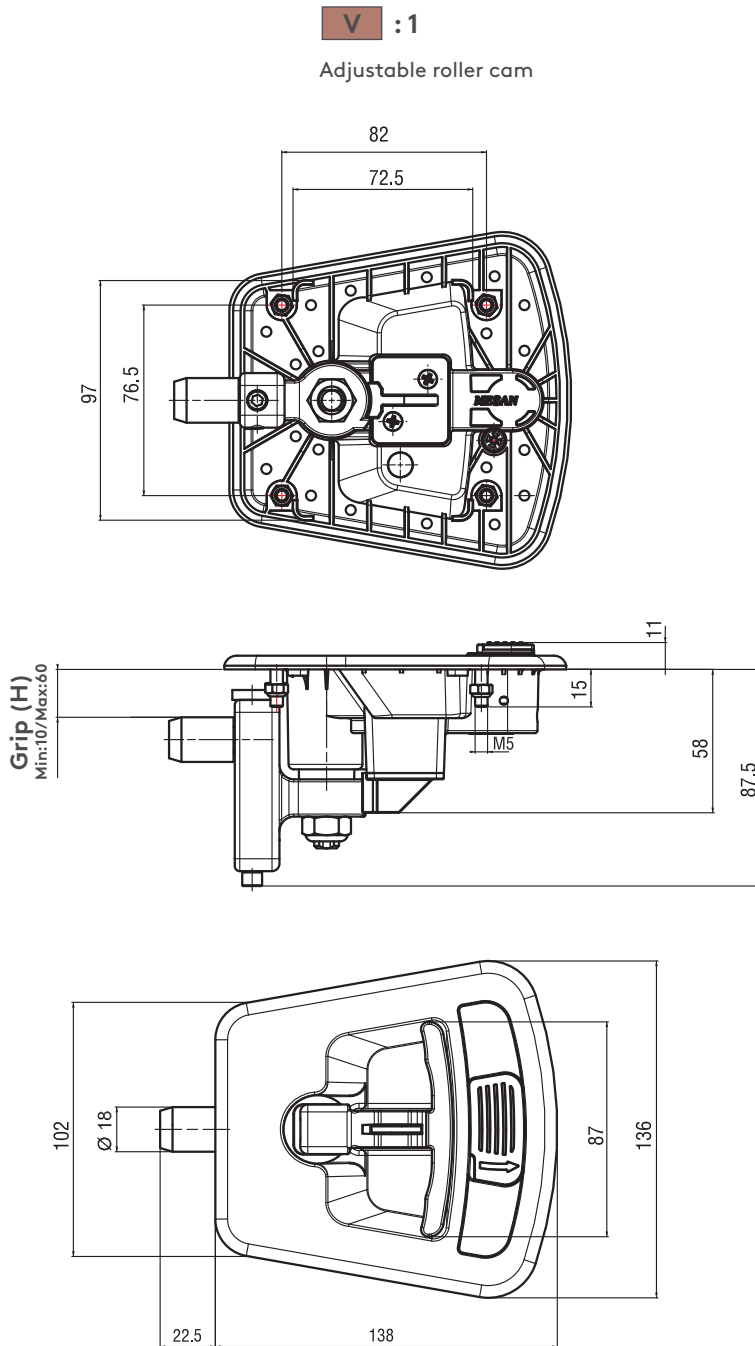
- Single-point locking
- 10 - 60 mm grip range
- Easy fixing with roller cam
- Provides sealing with compression property
- Option to use with or without padlock
- Use rivets or bolts for fixing
- Can be supplied without cylinder

**MATERIAL**

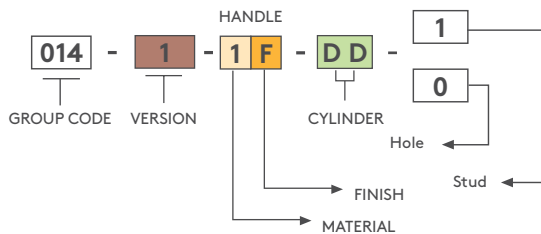
**BODY:** Polyamid DIN-EN ISO 1043-1PA6 GFR 30  
**HANDLE:** Zinc Alloy DIN-EN 1774-ZnAl4Cu1

**FINISH**

**HANDLE:** Chrome or black coated



**PRODUCT CODE**



SPECIFICATIONS	DD
Stainless steel dust cap (Keyed alike)	03
Stainless steel dust cap (Keyed differ)	32
CH751 ( Stainless steel dust cap )	07

FINISH	F
Chrome	1
Black coated	2

**Note:** The listing of this/these product(s) in the catalogue does not constitute an offer to sell any of those products in the UK and USA

# HEAVY-DUTY LATCHES

## T HANDLE HEAVY-DUTY LATCHES

014



- Fixed grip
- Single-point locking
- Easy fixing with roller cam
- Provides sealing with compression property
- Option to use with or without padlock
- Use rivets or bolts for fixing
- Can be supplied without cylinder

### MATERIAL

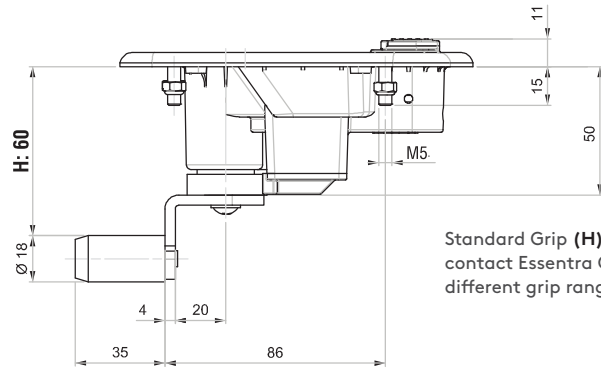
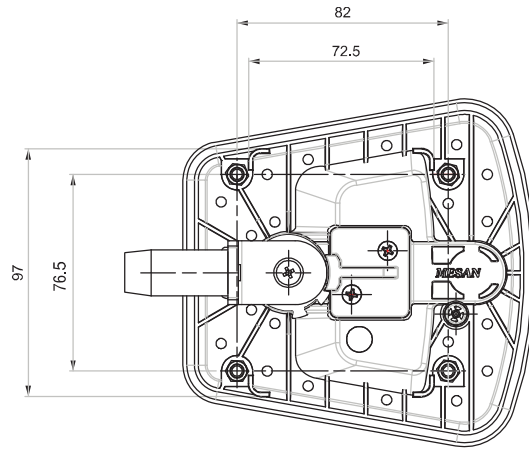
**BODY:** Polyamid DIN-EN ISO 1043-1 PA6 GFR 30  
**HANDLE:** Zinc Alloy DIN-EN 1774-ZnAl4Cu1

### FINISH

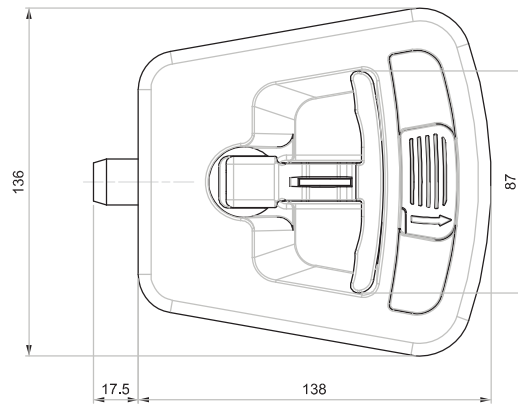
**HANDLE:** Chrome or black coated

**V : 2**

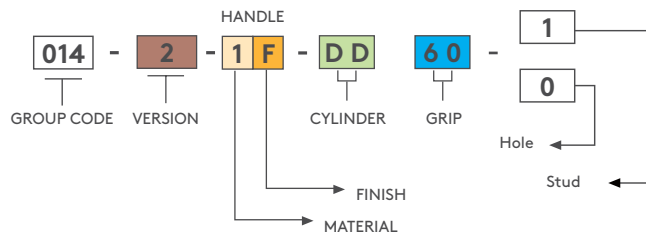
Fixed cam



Standard Grip (H) is 60 mm; contact Essentra Components for different grip ranges



### PRODUCT CODE



**Note:** The listing of this/these product(s) in the catalogue does not constitute an offer to sell any of those products in the UK and USA

SPECIFICATIONS		DD	FINISH		F
Stainless steel dust cap (Keyed alike)		03	Chrome	1	
Stainless steel dust cap (Keyed differ)		32	Black coated	2	
CH751 (Stainless steel dust cap)		07			



014

T HANDLE HEAVY-DUTY LATCHES



- Two-point locking
- Option to use with or without padlock
- Use rivets or bolts for fixing
- Can be supplied without cylinder

**MATERIAL**

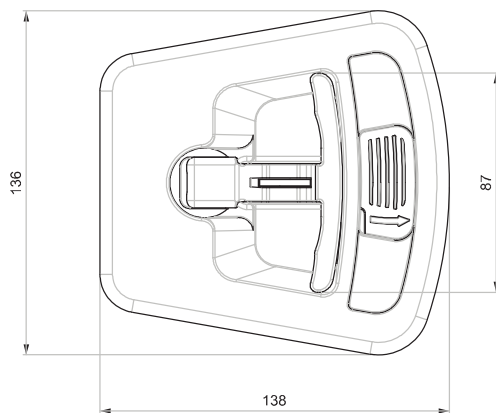
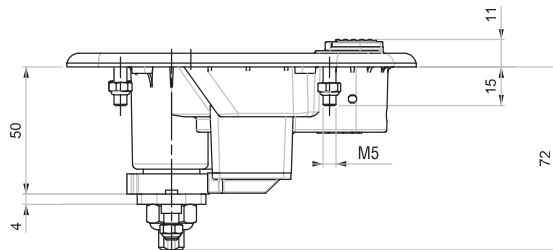
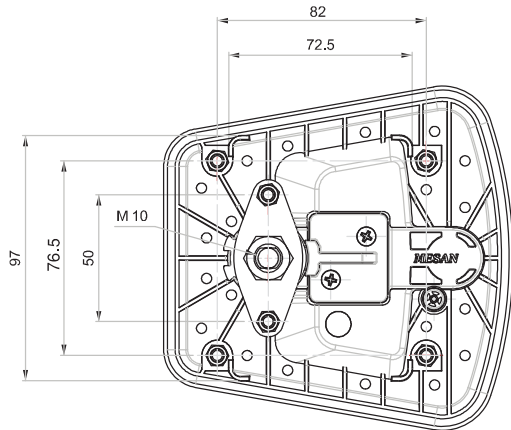
BODY: Polyamid DIN-EN ISO 1043-1PA6 GFR 30  
HANDLE: Zinc Alloy DIN-EN 1774-ZnAl4Cu1

**FINISH**

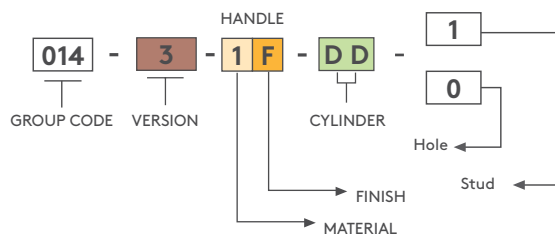
HANDLE: Chrome or black coated

**V : 3**

Espagnolette cam



**PRODUCT CODE**



SPECIFICATIONS	DD
Stainless steel dust cap (Keyed alike)	03
Stainless steel dust cap (Keyed differ)	32
CH751 ( Stainless steel dust cap )	07

FINISH	F
Chrome	1
Black coated	2

**Note:** The listing of this/these product(s) in the catalogue does not constitute an offer to sell any of those products in the UK and USA

# HEAVY-DUTY LATCHES

## T HANDLE HEAVY-DUTY LATCHES

014



- Three-point locking
- 10 - 60 mm grip range
- Easy fixing with roller cam
- Provides sealing with compression property
- Option to use with or without padlock
- Use rivets or bolts for fixing
- Can be supplied without cylinder

### MATERIAL

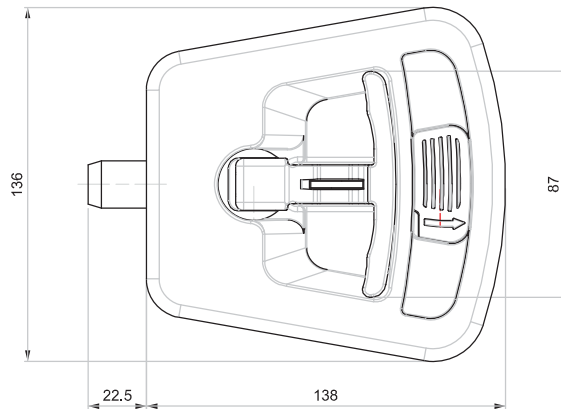
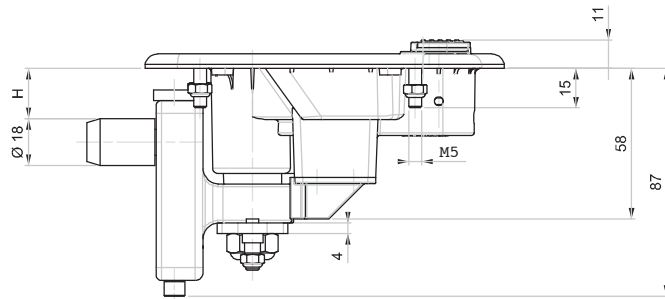
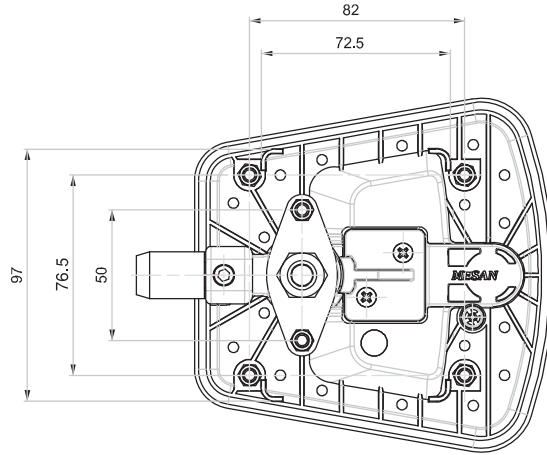
BODY: Polyamid DIN-EN ISO 1043-1 PA6 GFR 30  
 HANDLE: Zinc Alloy DIN-EN 1774-ZnAl4Cu1

### FINISH

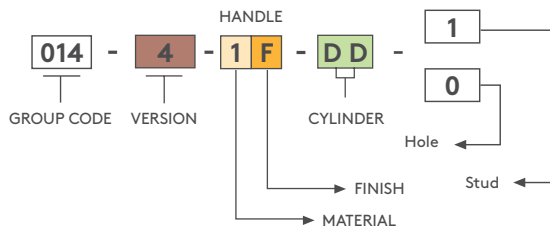
HANDLE: Chrome or black coated

V : 4

Espagnolette cam and adjustable roller cam



### PRODUCT CODE



**Note:** The listing of this/these product(s) in the catalogue does not constitute an offer to sell any of those products in the UK and USA

SPECIFICATIONS		DD	FINISH		F
Stainless steel dust cap (Keyed alike)		03	Chrome	1	
Stainless steel dust cap (Keyed differ)		32	Black coated	2	
CH751 (Stainless steel dust cap)		07			

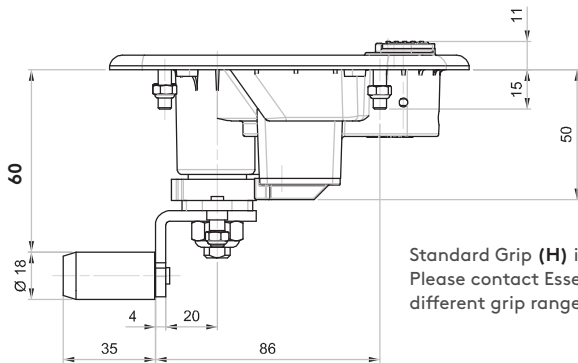
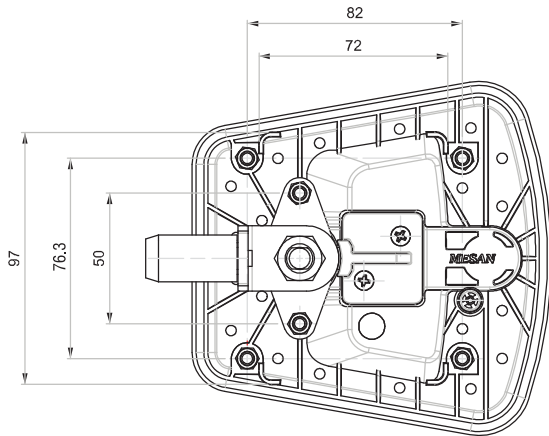


014

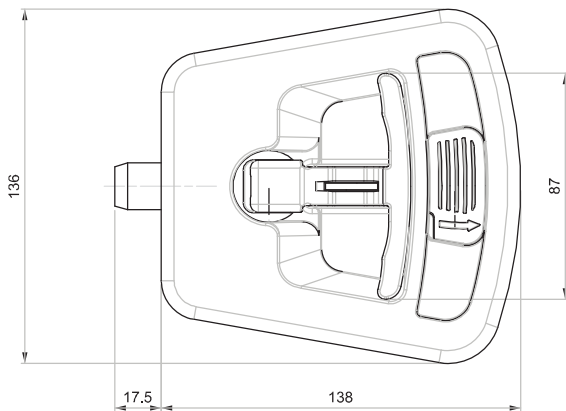
T HANDLE HEAVY-DUTY LATCHES

**V : 5**

Espagnolette cam and fixed cam



Standard Grip (H) is 60 mm  
Please contact Essentra Components for different grip ranges



- Fixed Grip
- Three-point locking
- Easy fixing with roller cam
- Provides sealing with compression property
- Option to use with or without padlock
- Use rivets or bolts for fixing
- Can be supplied without cylinder

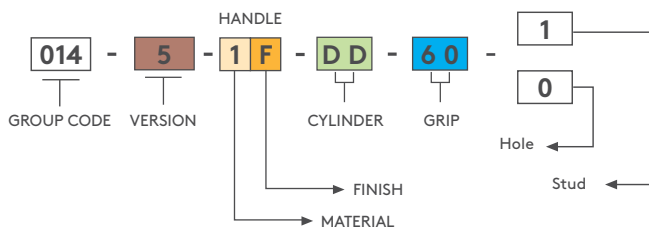
**MATERIAL**

BODY: Polyamid DIN-EN ISO 1043-1 PA6 GFR 30  
HANDLE: Zinc Alloy DIN-EN 1774-ZnAl4Cu1

**FINISH**

HANDLE: Chrome or black coated

**PRODUCT CODE**



SPECIFICATIONS	DD
Stainless steel dust cap Keyed alike	03
Stainless steel dust cap Keyed differ	32
CH751 ( Stainless steel dust cap )	07

FINISH	F
Chrome	1
Black coated	2

**Note:** The listing of this/these product(s) in the catalogue does not constitute an offer to sell any of those products in the UK and USA

# HEAVY-DUTY LATCHES

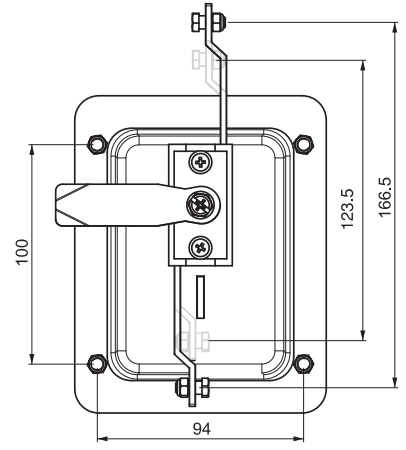
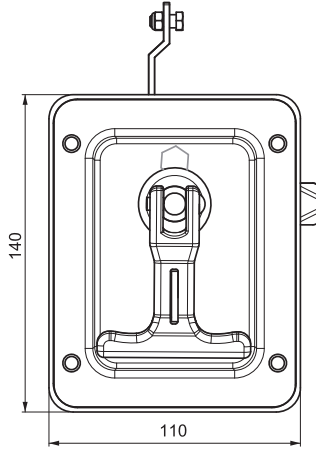
## T HANDLE HEAVY-DUTY LATCHES

**015**



- IP 65  
NEMA 4
- RoHS
- 
- 

**V : 1**  
(VERTICAL)



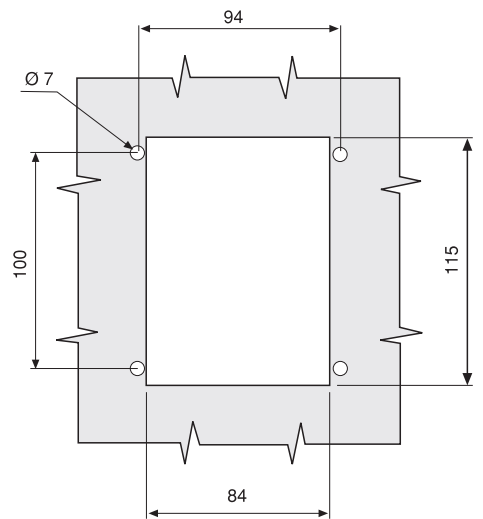
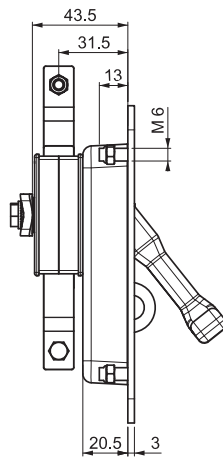
- Secured by padlock
- Maximum padlock shackle diameter 9 mm
- Horizontal and vertical versions available
- Provides three-point locking

**MATERIAL**

**BODY:** Steel  
**HANDLE:** Zinc Alloy DIN-EN 1774-ZnAl4Cu1  
**CAM:** Steel  
**SCREW:** Stainless steel  
**SEAL:** Polyurethane

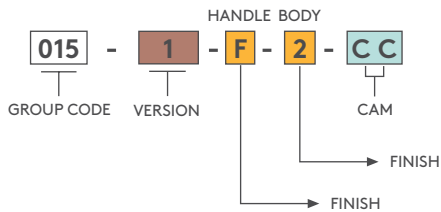
**FINISH**

**BODY:** Black coated  
**HANDLE:** Chrome or black coated

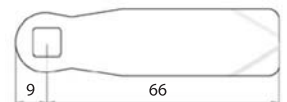


Cut out

**PRODUCT CODE**



<b>FINISH</b>	<b>F</b>	<b>70</b>	CAM
Chrome	<b>1</b>	<b>00</b>	NO CAM
Black coated	<b>2</b>		



For cams please check pages: 172 - 173





015

T HANDLE HEAVY-DUTY LATCHES

**V : 2**  
(HORIZONTAL)



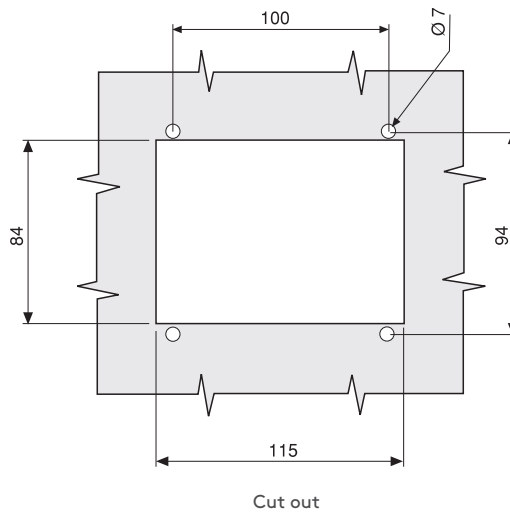
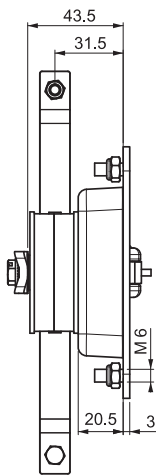
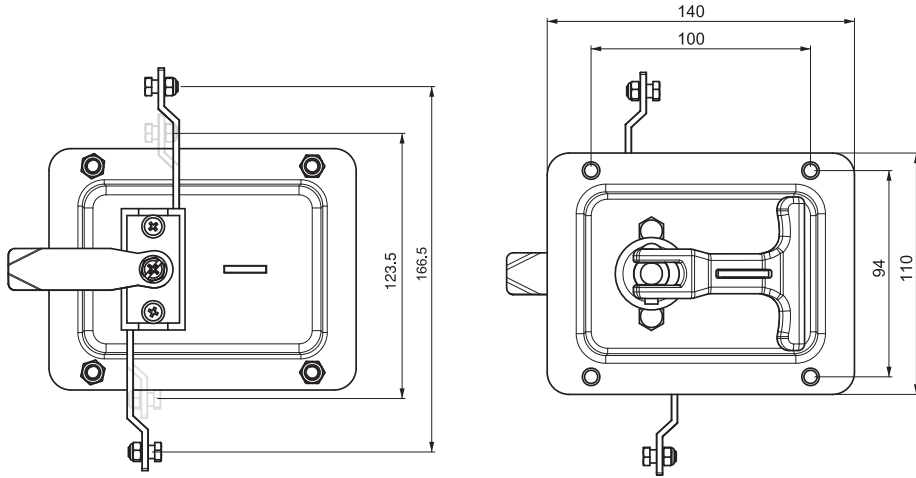
- Secured by padlock
- Maximum padlock shackle diameter 9 mm
- Horizontal and vertical versions available
- Provides three-point locking

**MATERIAL**

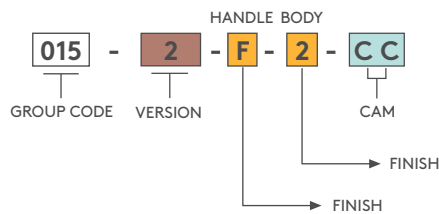
BODY: Steel  
HANDLE: Zinc Alloy DIN-EN 1774-ZnAl4Cu1  
CAM: Steel  
SCREW: Stainless steel  
SEAL: Polyurethane

**FINISH**

HANDLE: Chrome or black coated  
BODY: Black coated

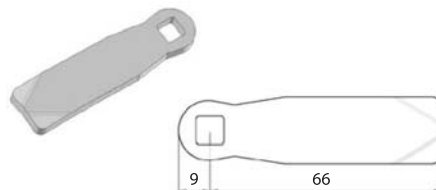


**PRODUCT CODE**



FINISH	F
Chrome	1
Black coated	2

70	CAM
00	NO CAM



For cams please check pages: 172 - 173

# HEAVY-DUTY LATCHES

## T HANDLE HEAVY-DUTY LATCHES

**015**



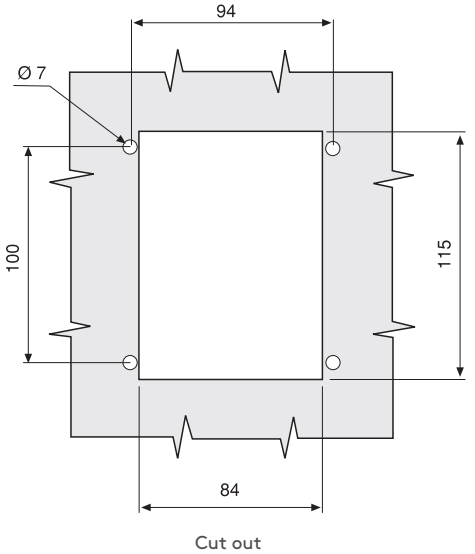
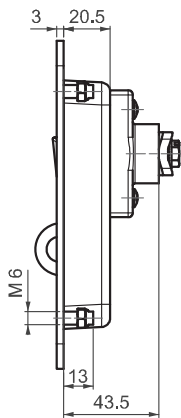
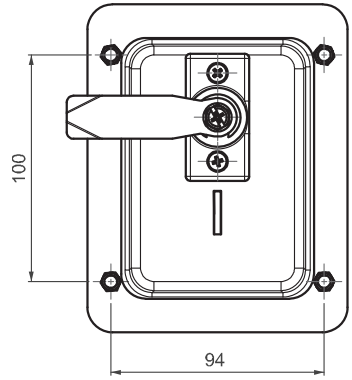
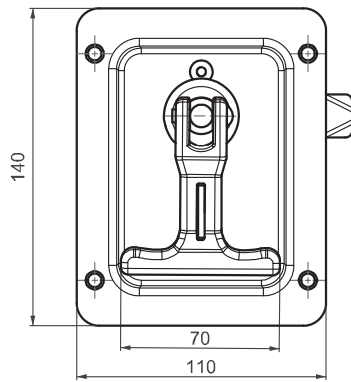
- IP 65 NEMA 4
- RoHS
- 
- 

**V : 3**  
(VERTICAL)

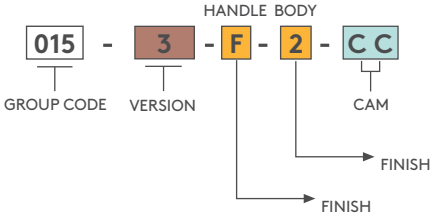
- Secured by padlock
- Maximum padlock shackle diameter 9 mm
- Horizontal and vertical versions available

**MATERIAL**  
 BODY: Steel  
 HANDLE: Zinc Alloy DIN-EN 1774-ZnAl4Cu1  
 CAM: Steel  
 SCREW: Stainless steel  
 SEAL: Polyurethane

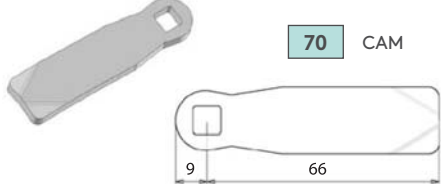
**FINISH**  
 HANDLE: Chrome or black coated  
 BODY: Black coated



**PRODUCT CODE**



FINISH	F
Chrome	1
Black coated	2



For cams please check pages: 172 - 173



015

T HANDLE HEAVY-DUTY LATCHES



- Secured by padlock
- Maximum padlock shackle diameter 9 mm
- Horizontal and vertical versions available

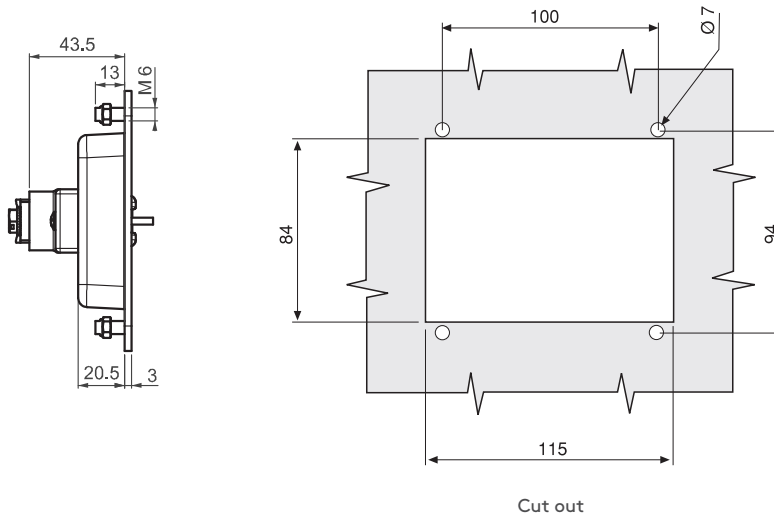
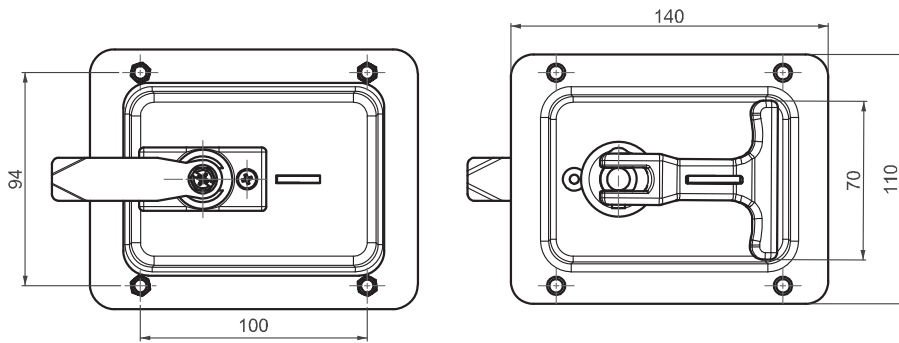
**MATERIAL**

BODY: Steel  
 HANDLE: Zinc Alloy DIN-EN 1774-ZnAl4Cu1  
 CAM: Steel  
 SCREW: Stainless steel  
 SEAL: Polyurethane

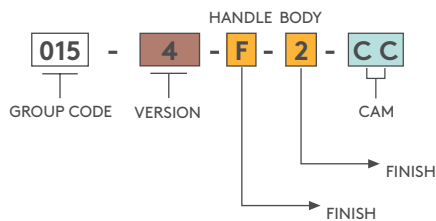
**FINISH**

HANDLE: Chrome or black coated  
 BODY: Black coated

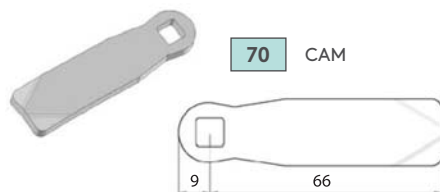
**V : 4**  
 (HORIZONTAL)



**PRODUCT CODE**



FINISH	F
Chrome	1
Black coated	2



For cams please check pages: 172 - 173

# HEAVY-DUTY LATCHES

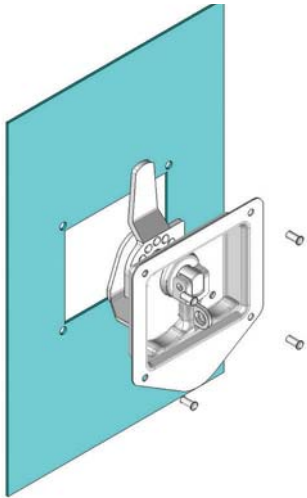
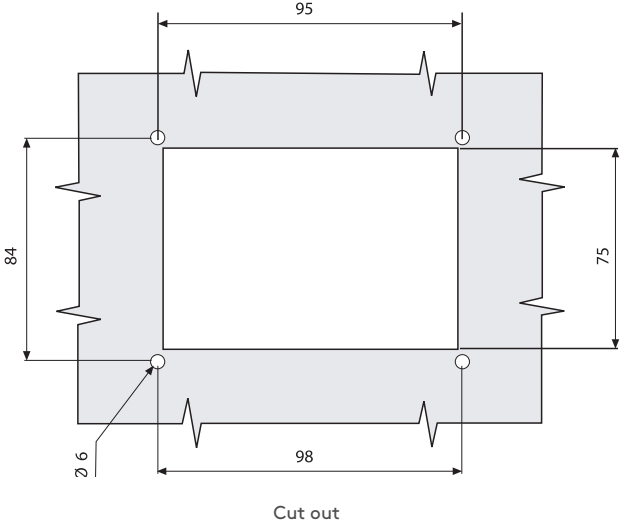
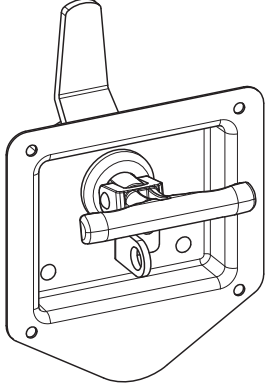
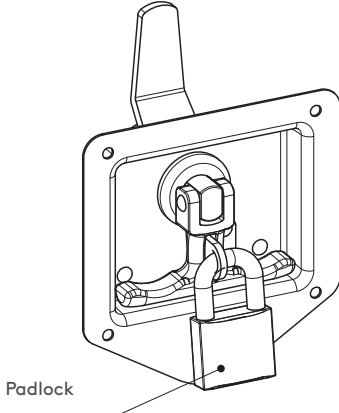
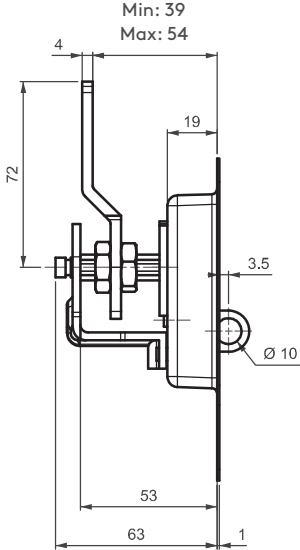
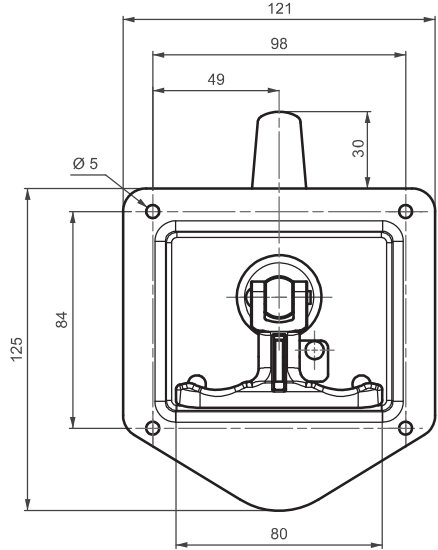
## T HANDLE HEAVY-DUTY LATCHES

115



- Suitable for special equipment cases
- Adjustable cam for wide grip range
- Maximum padlock shackle diameter 9 mm

**MATERIAL**  
 BODY: Stainless steel  
 HANDLE: Zinc Alloy DIN-EN 1774-ZnAl4Cu1  
 PADLOCK HASP: Stainless steel  
 CAM: Steel





215

## T HANDLE HEAVY-DUTY LATCHES

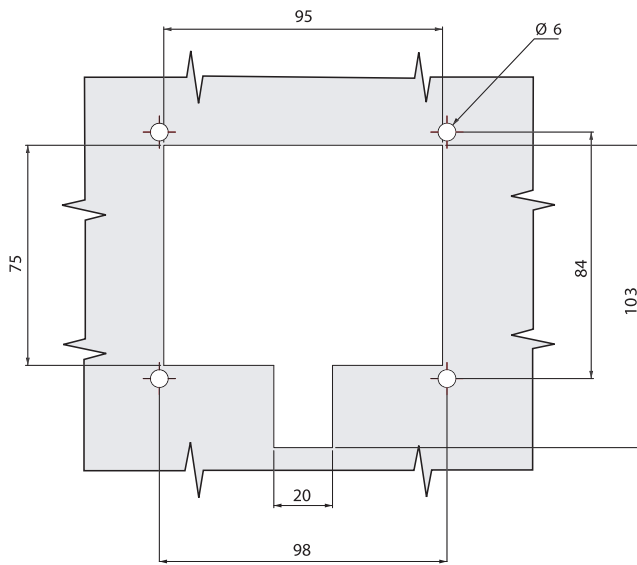
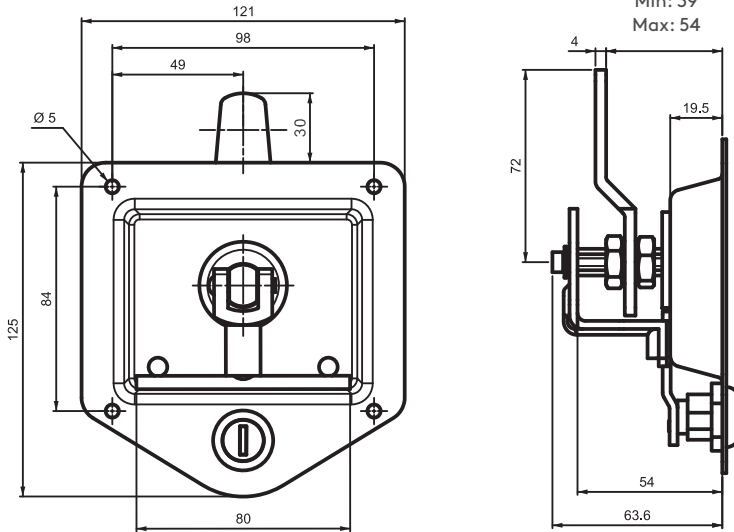


- Suitable for special equipment cases
- Adjustable cam for wide grip range

### MATERIAL

BODY: Stainless steel  
 HANDLE: Zinc Alloy DIN-EN 1774-ZnAl4Cu1  
 CAM: Steel

**⚠ Note:** Cylinder type is keyed alike

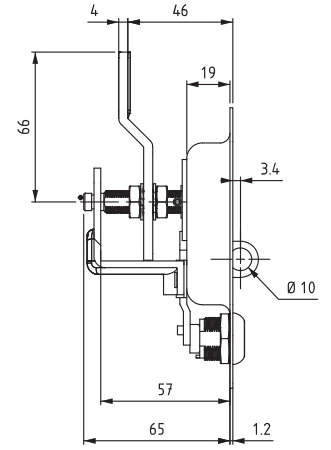
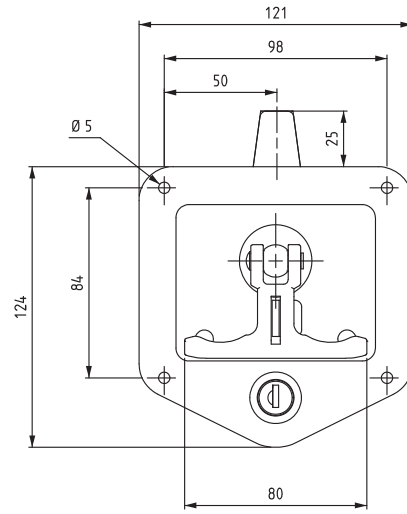



Cut out

# HEAVY-DUTY LATCHES

## T HANDLE HEAVY-DUTY LATCHES

315

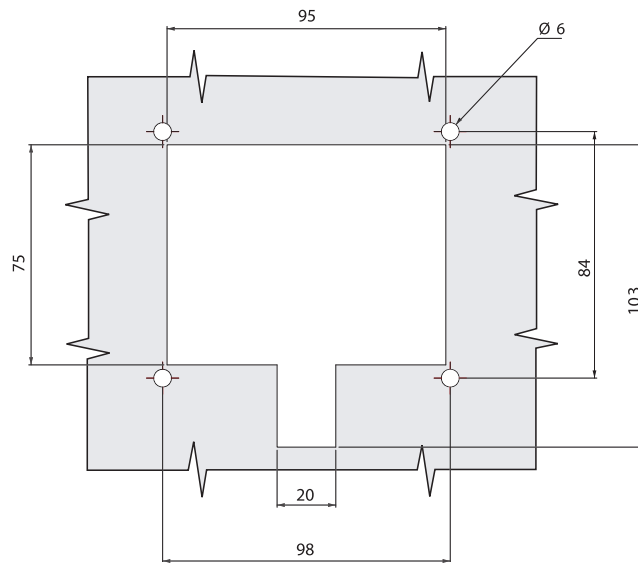



- Suitable for special equipment cases
- Adjustable cam for wide grip range
- Maximum padlock shackle diameter 9 mm

**MATERIAL**

BODY: Stainless steel  
 HANDLE: Zinc Alloy DIN-EN 1774-ZnAl4Cu1  
 PADLOCK HASP: Stainless steel  
 CAM: Steel

**⚠ Note:** Cylinder type is keyed alike

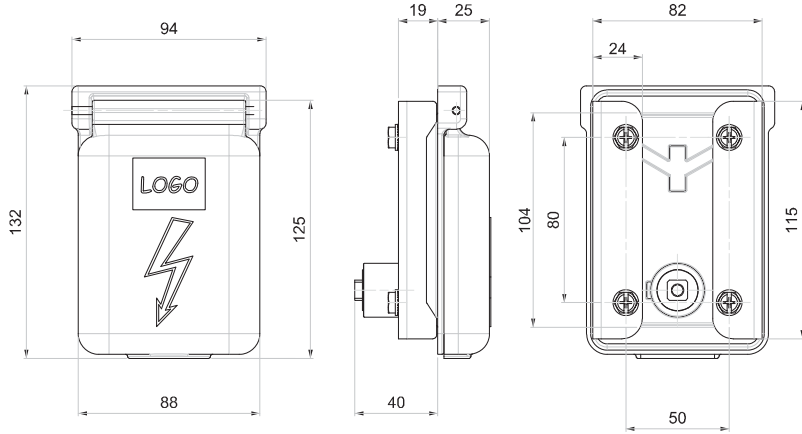


Cut out



**118**

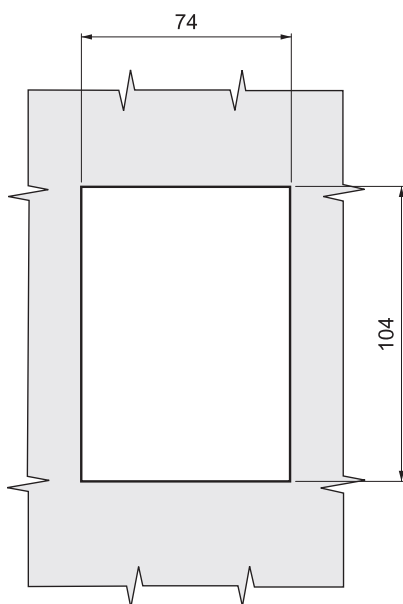
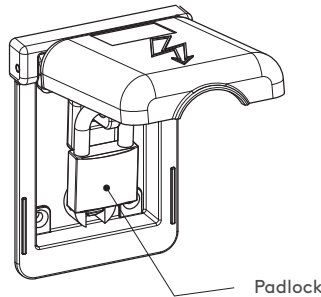

## T HANDLE HEAVY-DUTY LATCHES



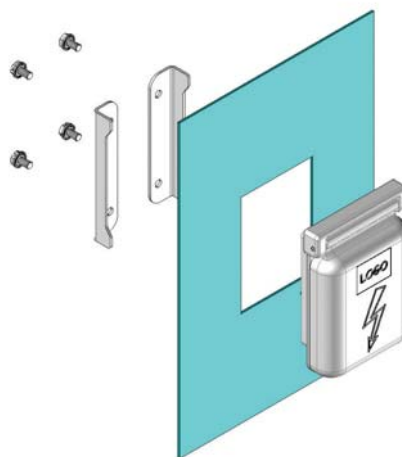
- For low voltage cabinets
- Optional polyurethane gasketing
- Maximum padlock shackle diameter 10 mm
- Option to be supplied without painting or plating
- For customised cam contact Essentra

### MATERIAL

BODY:	Aluminium
COVER:	Aluminium
HANDLE:	Zinc Alloy DIN-EN 1774-ZnAl4Cu1
PAD LOCK HASP:	Aluminium



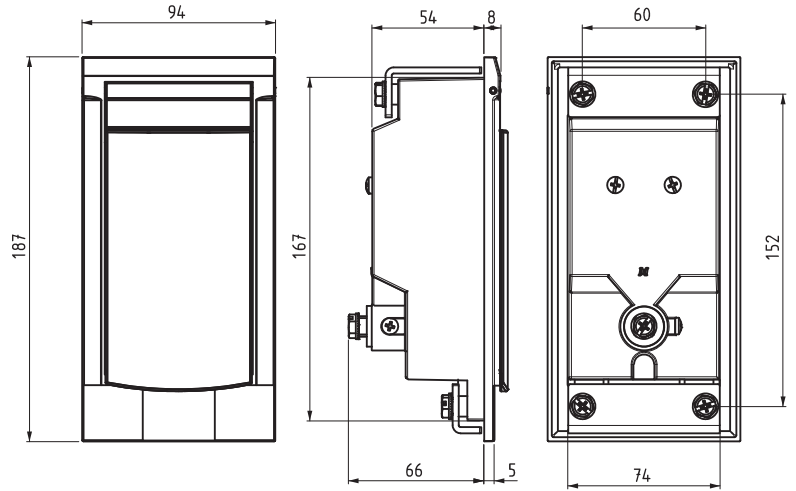
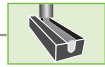
Cut out



# HEAVY-DUTY LATCHES

## T HANDLE HEAVY-DUTY LATCHES

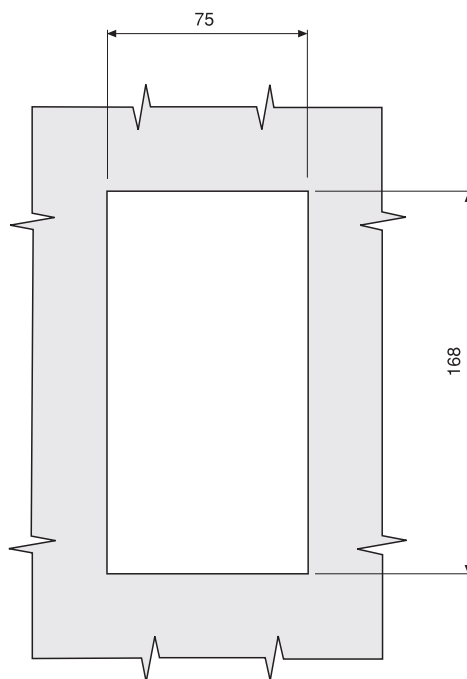
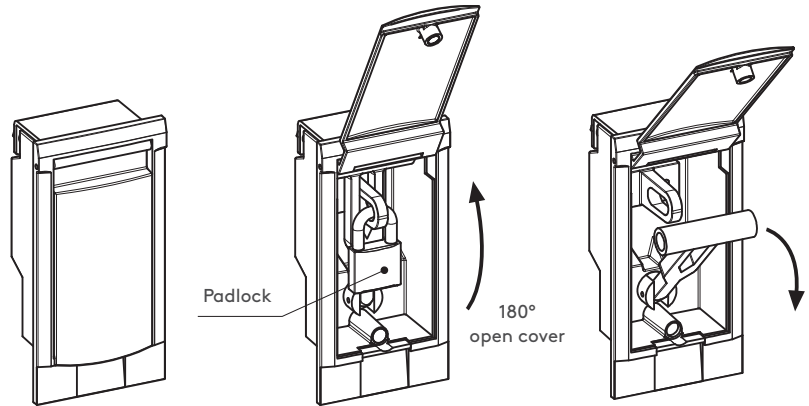
018



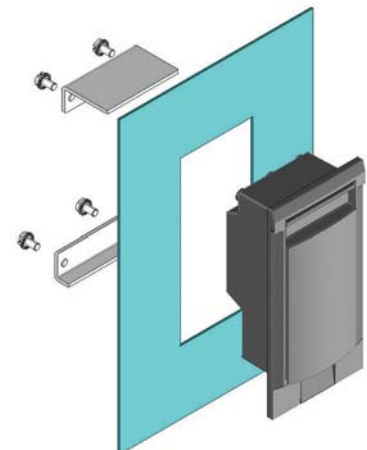
- Especially designed for medium voltage panels
- Foam gasketing provides sealing
- Maximum padlock shackle diameter 9 mm
- For customised cam and colors contact Essentra

### MATERIAL

BODY: Aluminium  
 COVER: Aluminium  
 HANDLE: Zinc Alloy DIN-EN 1774-ZnAl4Cu1  
 PIN: Stainless steel  
 PADLOCK HASP: Zinc Alloy



Cut out







018

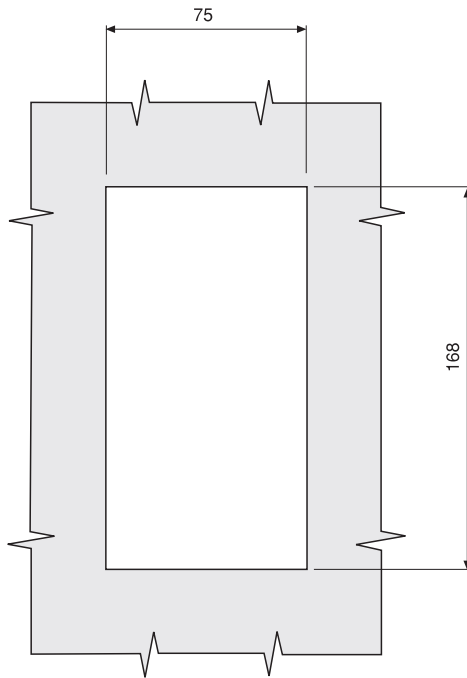
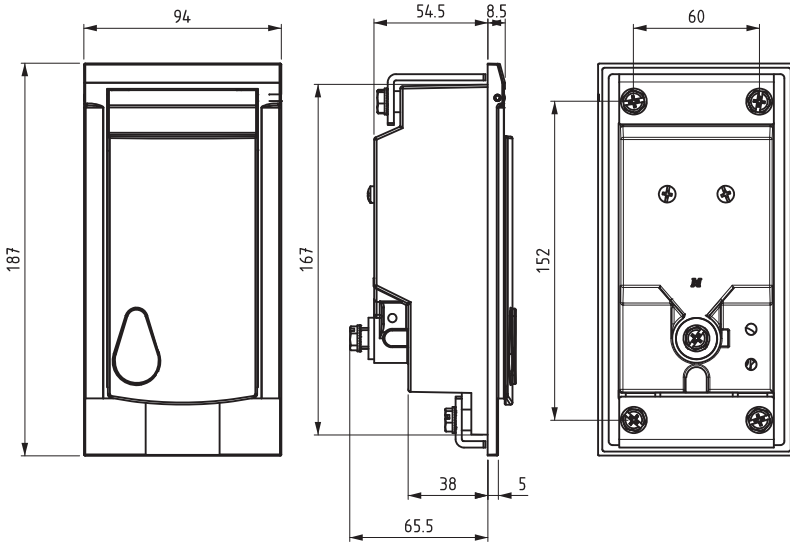
## T HANDLE HEAVY-DUTY LATCHES



- For low voltage cabinets
- Optional polyurethane gasketing
- Maximum padlock shackle diameter 10 mm
- Option to be supplied without painting or plating
- For customised cam contact Essentra

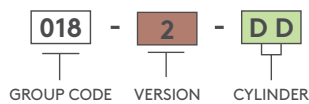
### MATERIAL

BODY: Aluminium  
 COVER: Aluminium  
 HANDLE: Zinc Alloy DIN-EN 1774-ZnAl4Cu1  
 PAD LOCK HASP: Aluminium



Cut out

### PRODUCT CODE



SPECIFICATIONS	DD
Keyed alike	01
Keyed differ	02




## LATCHES/LOCKS



## MISCELLANEOUS PRODUCTS

GROUP CODE	PRODUCT NAME
012	HVAC LATCH
012 A1	INTERNAL SAFETY HANDLE
012 A2	INTERNAL SAFETY HANDLE
612	HVAC LATCH
712	FUNCTIONAL LOCKING HINGE
078	CLAMPS (3D)
462	BRIDGE CLAMP SYSTEM
075	PANEL LOCK WITH HEXAGONAL HEAD
3501	EMERGENCY STOP BUTTON
077	COMPRESSION TRIGGER LATCH
177	COMPRESSION TRIGGER LATCH
377	SEAL LEVEL LATCH
170	LIFT-AND-TURN LATCH
070	LIFT-AND-TURN LATCH
072	FUNCTIONAL LATCH
270	SWELL LATCH
2800	ROTARY LATCH (MINI)
2810	ROTARY LATCH (LARGE)
3331	ELECTRONIC ROTARY LATCH
2801	CABLES
071	SLIDING LATCH
371	SLIDING LATCH
171	MINI SLIDING LATCH
471	MINI SLIDING LATCH
671	SLIDING LATCH
571	SLIDING LATCH
271	SLIDING LATCH
466	MINI LATCH
183	QUARTER-TURN LATCH
176	HOOKEED LATCH



**PAGE**

126-129

130

130

131-133

134 - 135

136

137

138

139

140

141

142 - 143

144 - 145

146

147

148 - 149

150 - 153

154 - 155

156 - 157

159

160

160

161

162


162

163

164

165

166



# MISCELLANEOUS PRODUCTS

## HVAC LATCH

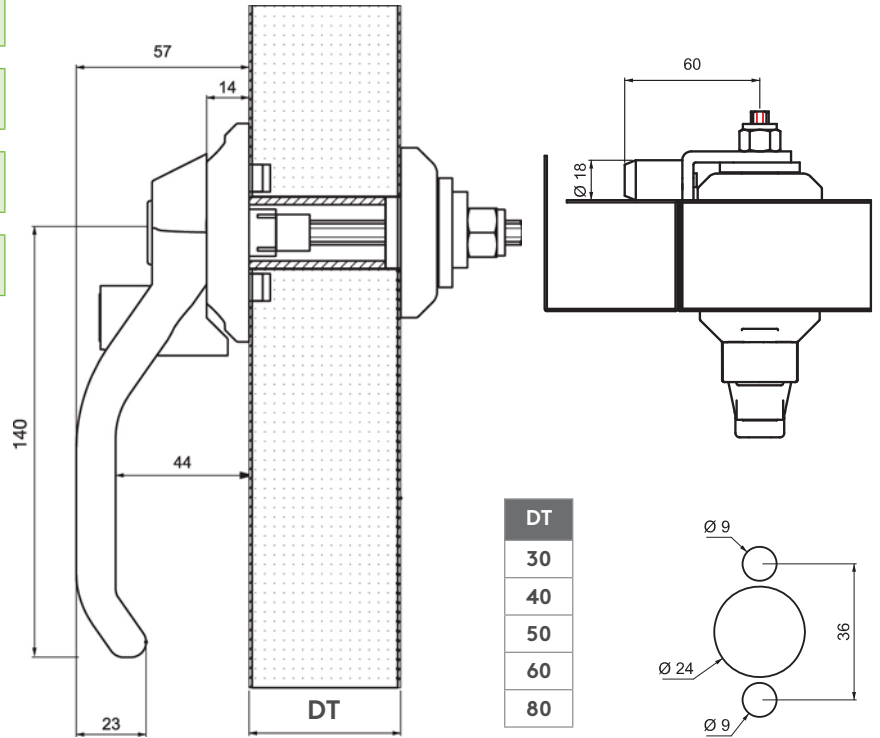
012



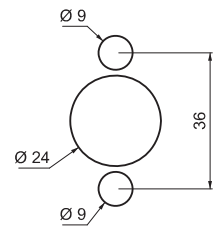
Driver System



No Cylinder



DT
30
40
50
60
80



Cut out

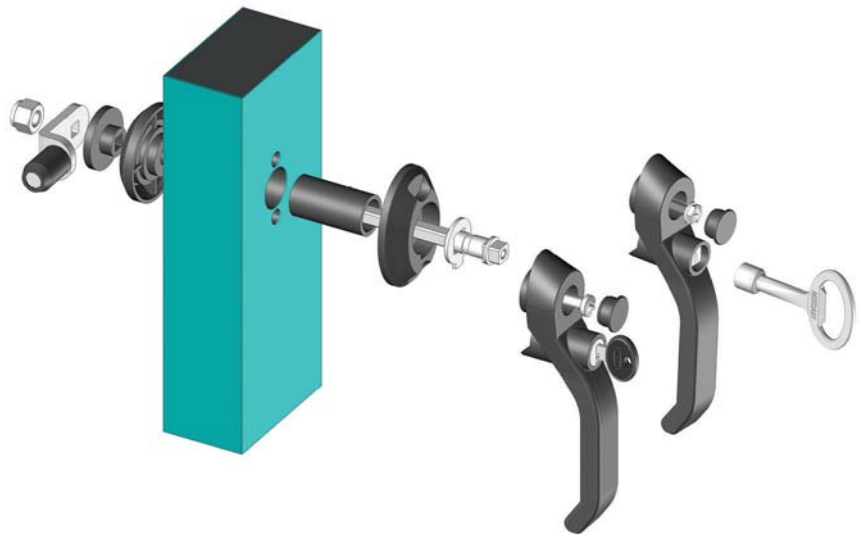
- Removable handle for easy assembly on site
- Roller cam requires less force for locking
- With or without cylinder and driver available
- Can be used for different door thicknesses
- Internal handle available for opening door from inside for safety purposes

### MATERIAL

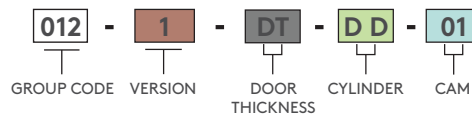
BODY: Polyamide DIN-EN ISO 1043-1 PA6 GFR 30

HANDLE: Polyamide DIN-EN ISO 1043-1 PA6 GFR 30

CAM: Steel



### PRODUCT CODE



CYLINDER	SPECIFICATIONS	DD	DRIVER
	No cylinder	00	10 mm Square
	Keyed alike (Stainless steel dust cap)	03	
	Keyed differ (Stainless steel dust cap)	32	DD
	Euro key (5333)	05	
	CH751 (Stainless steel dust cap)	07	
		20	



012

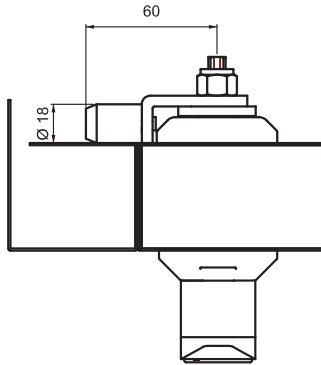
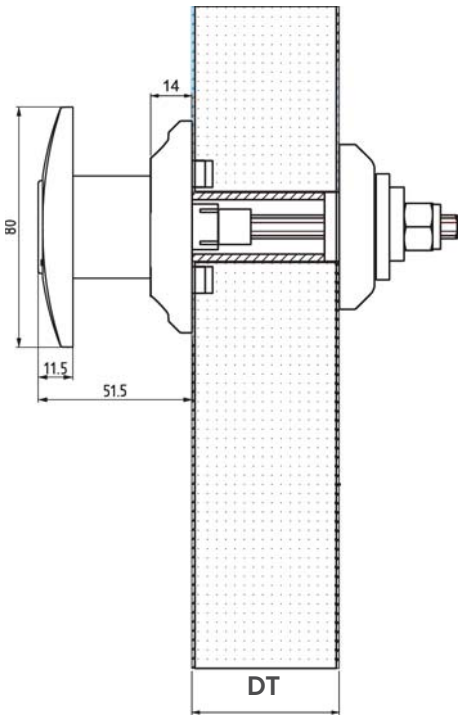
HVAC LATCH



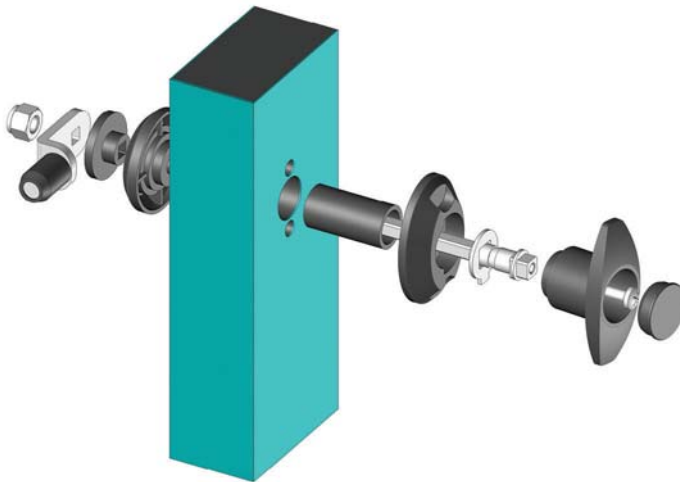
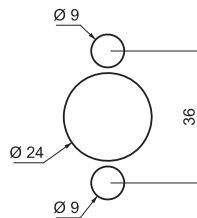
- Roller cam requires less force for locking
- Without-cylinder version
- Can be used for different door thicknesses
- Compact design requires less space

**MATERIAL**

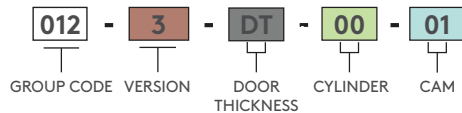
BODY: Polyamide DIN-EN ISO 1043-1 PA6 GFR 30  
 HANDLE: Polyamide DIN-EN ISO 1043-1 PA6 GFR 30  
 CAM: Steel  
 ADJUSTABLE SCREW: Steel



DT
30
40
50
60
80



**PRODUCT CODE**



## MISCELLANEOUS PRODUCTS

### HVAC LATCH

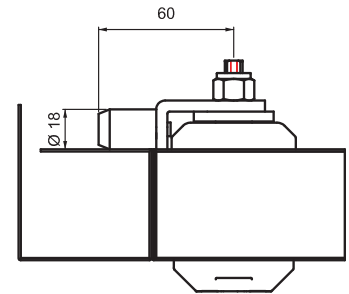
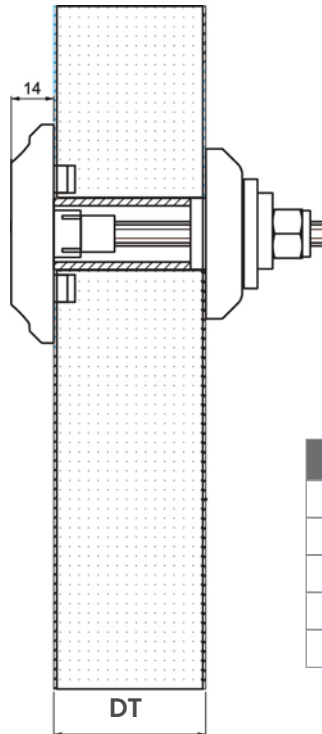
012



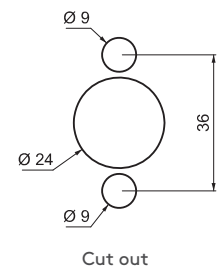
- Can be operated without handle

#### MATERIAL

BODY: Polyamide DIN-EN ISO  
1043-1 PA6 GFR 30  
CAM: Steel  
ADJUSTABLE SCREW: Steel



DT
30
40
50
60
80



### METAL KEY

368.20




#### MATERIAL

Zinc Alloy DIN-EN 1774-ZnAl4Cu1

#### FINISH

Chrome plated



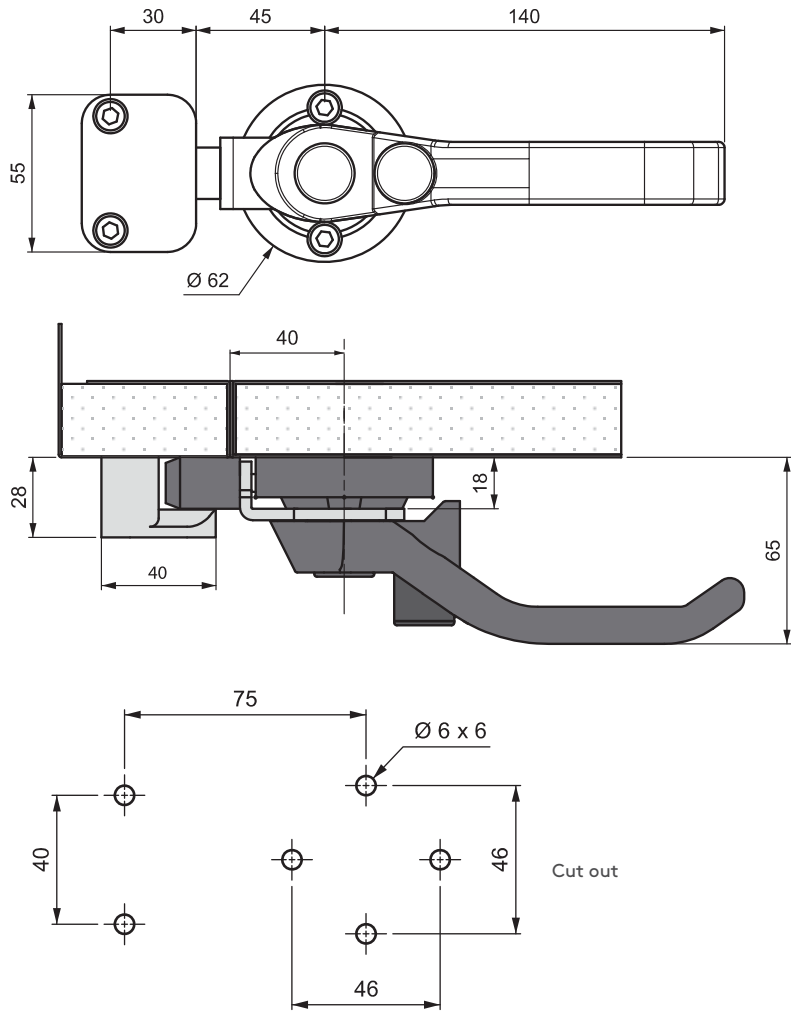
#### PRODUCT CODE

012	-	4	-	DT	-	01
GROUP CODE		VERSION		DOOR THICKNESS		CAM



012

HVAC LATCH



- Outside locking system provides safety for pressurised doors
- Roller cam requires less force for locking
- Can be used for different door thicknesses

**MATERIAL**

BODY: Polyamide DIN-EN ISO 1043-1 PA6 GFR 30  
 HANDLE: Polyamide DIN-EN ISO 1043-1 PA6 GFR 30  
 CAM: Steel

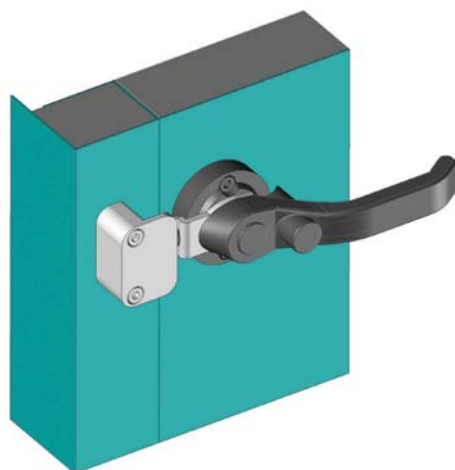
STRIKING PLATE

012 A2

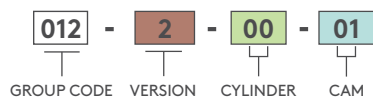


**MATERIAL**

Zinc Alloy DIN-EN 1774-ZnAl4Cu1



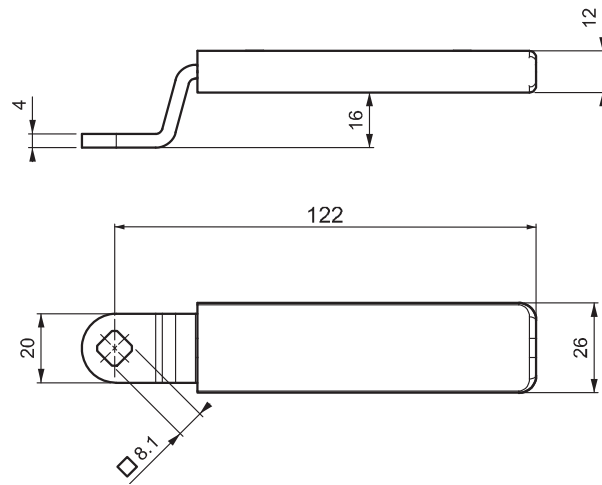
PRODUCT CODE



## MISCELLANEOUS PRODUCTS

### INTERNAL SAFETY HANDLE


012 A1



- Internal safety handle is optional accessory
- Can only be used when external handle is at unlocking position

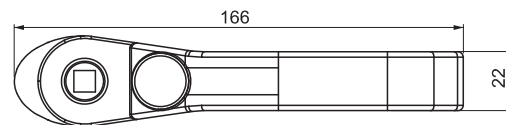
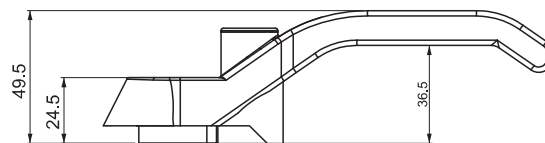
**MATERIAL**  
Steel

**FINISH**  
Polyamide overmould




### INTERNAL SAFETY HANDLE

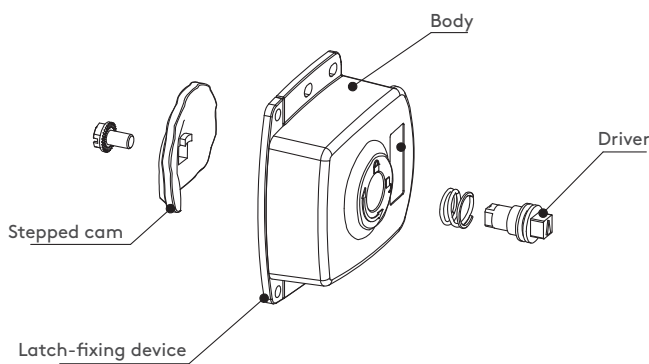
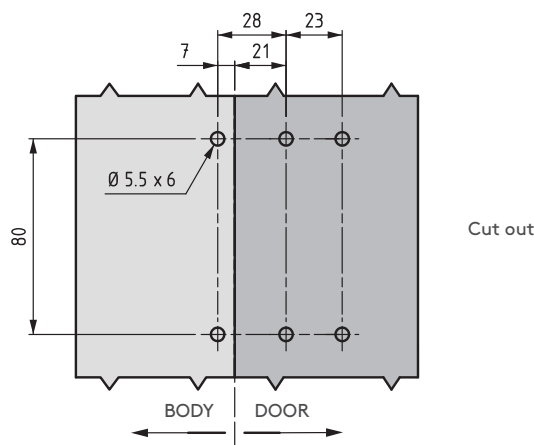
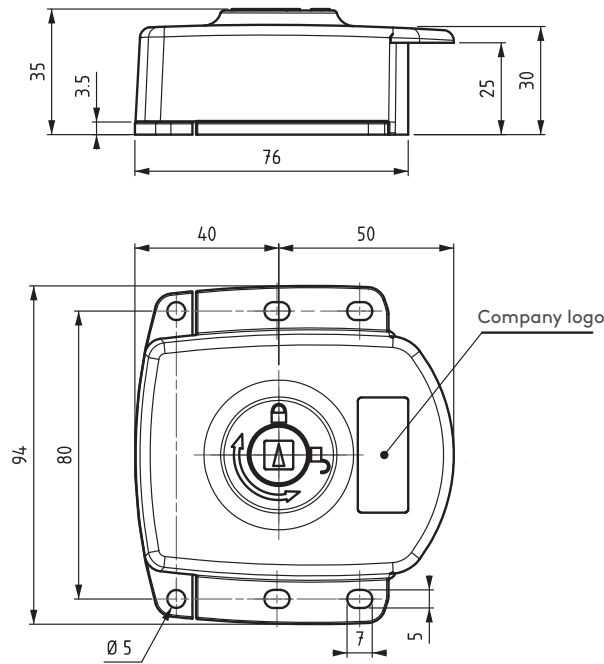
012 A3



**MATERIAL**  
Polyamide DIN-EN ISO  
1043-1 PA6 GFR 30







612

HVAC LATCH



- Outside locking system provides safety for pressurised doors
- For logo application please contact Essentra

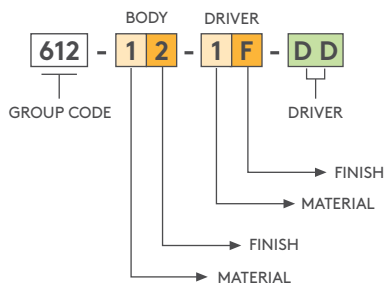
**MATERIAL**

**BODY:** Zinc Alloy DIN-EN 1774-ZnAl4Cu1  
**DRIVER:** Zinc Alloy DIN-EN 1774-ZnAl4Cu1

LATCH-FIXING DEVICE



**PRODUCT CODE**



MATERIAL	M
Zinc Alloy	1

FINISH	F
Chrome	1
Black coated	2

For drivers please check page: 194

# MISCELLANEOUS PRODUCTS

## HVAC LATCH 'T' HANDLE

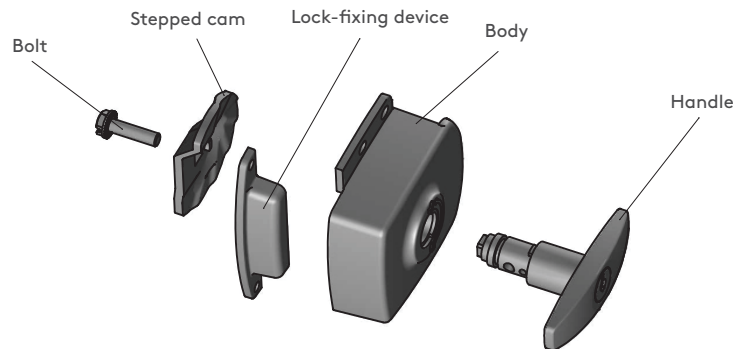
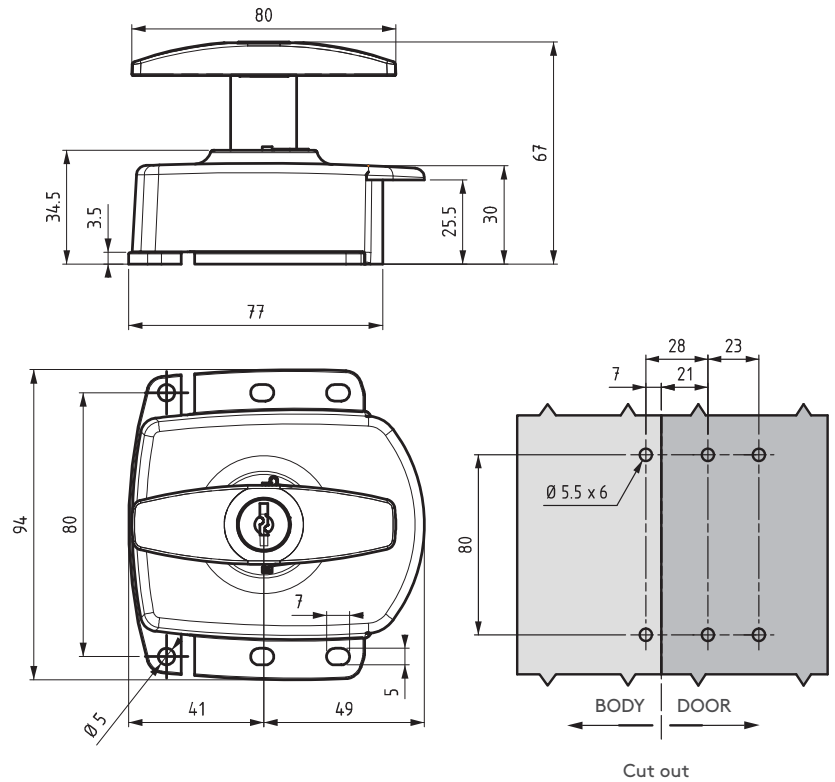
612



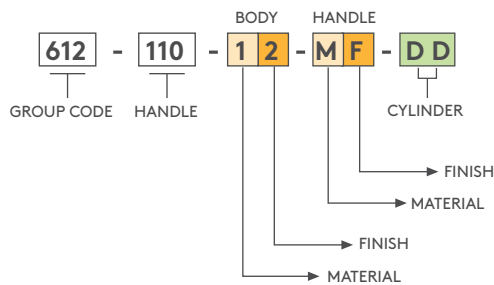
- Outside locking system provides safety for pressurised doors

### MATERIAL

**BODY:** Zinc Alloy DIN-EN 1774-ZnAl4Cu1  
**HANDLE:** Zinc Alloy DIN-EN 1774-ZnAl4C or PA6 GFR 30



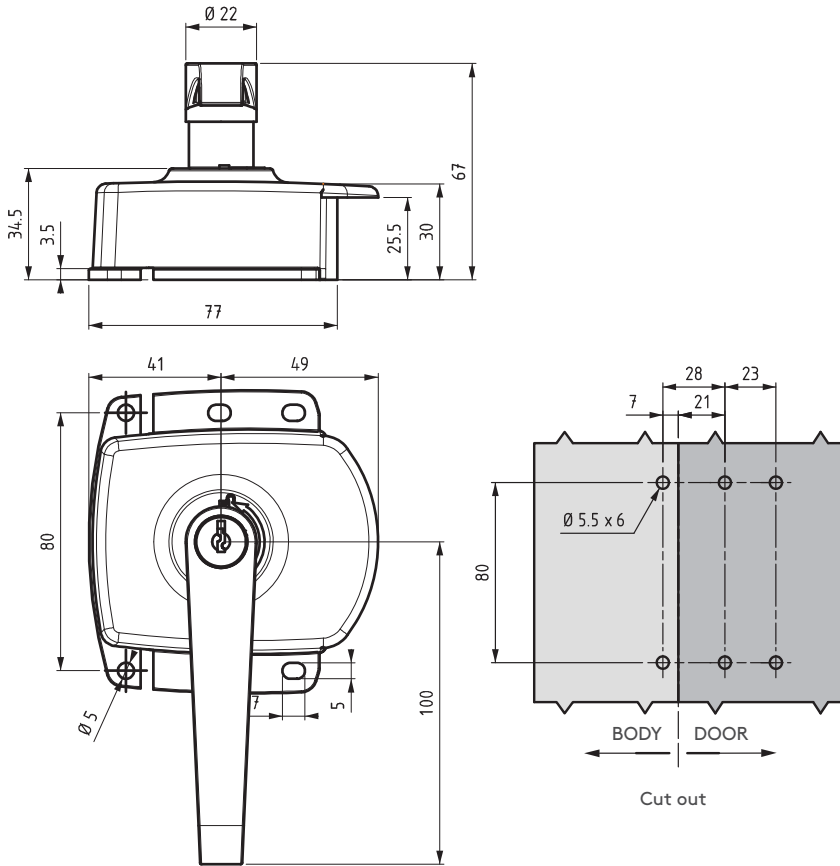
### PRODUCT CODE



MATERIAL	M
Zinc Alloy	1
Plastic	2

FINISH	F
No Finish	0
Chrome	1
Black coated	2

CYLINDER	SPECIFICATIONS	DD
	No cylinder	00
	Stainless steel dust cap (Keyed alike)	03
	Stainless steel dust cap (Keyed differ)	32
	Euro key (5333)	05
	CH751 (Stainless steel dust cap)	07



612

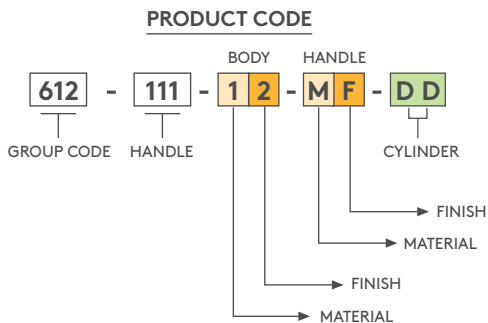
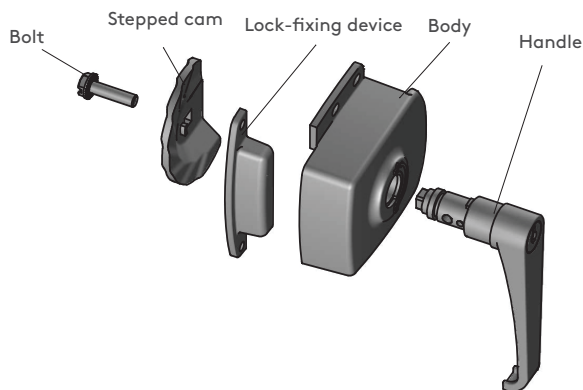


HVAC LATCH 'L' HANDLE




- Outside locking system provides safety for pressurised doors

BODY: Zinc Alloy DIN-EN 1774-ZnAl4Cu1  
 HANDLE: Zinc Alloy DIN-EN 1774-ZnAl4C or PA6 GFR 30




MATERIAL	M
Zinc Alloy	1
Plastic	2

FINISH	F
No Finish	0
Chrome	1
Black coated	2

CYLINDER	SPECIFICATIONS	DD
	No cylinder	00
	Stainless steel dust cap (Keyed alike)	03
	Stainless steel dust cap (Keyed differ)	32
	Euro key (5333)	05
	CH751 (Stainless steel dust cap)	07

FUNCTIONAL LOCKING HINGE

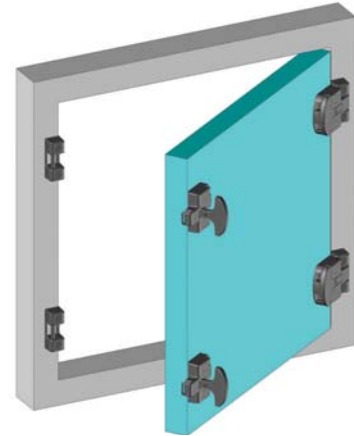
712




**Assembly:**

Functional locking hinge can be mounted left or right side of the door.

One side function as a hinge the other function as a latch




**Right cover application:**  
right hinge - left latch



**Left cover application:**  
left hinge - right latch

**Removing the door**

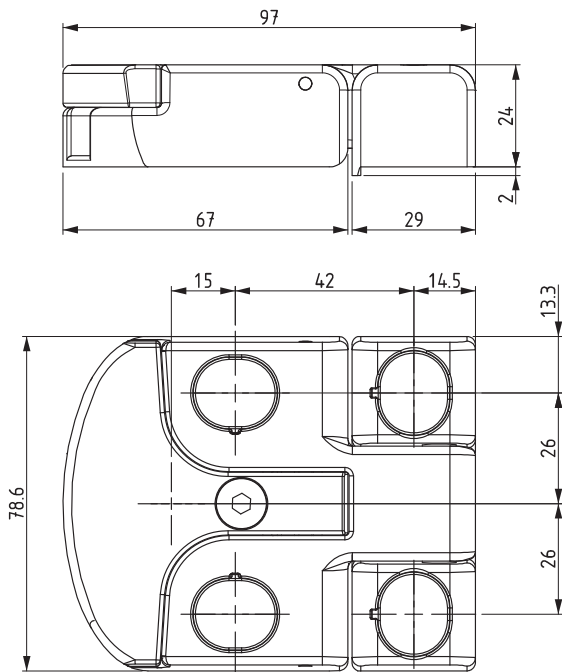
- Lift the handle
- Remove the door.





712

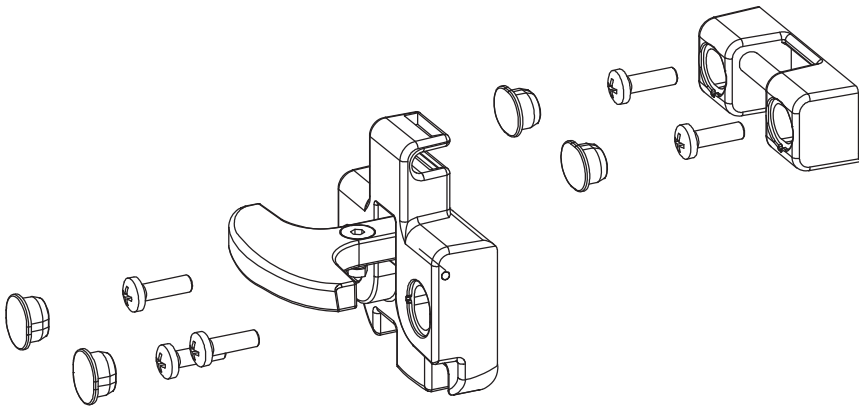
FUNCTIONAL LOCKING HINGE



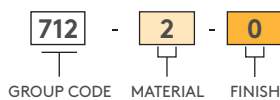
- Latch can also be used as hinge
- Door can be completely removed by unlocking the both products

**MATERIAL**

- BODY: Polyamide DIN-EN ISO 1043-1 PA6 GFR 30
- HANDLE: Polyamide DIN-EN ISO 1043-1 PA6 GFR 30
- DRIVER: Zinc Alloy DIN-EN 1774-ZnAl4Cu1
- CAM: Zinc Alloy DIN-EN 1774-ZnAl4Cu1
- CATCH PLATE: Zinc Alloy DIN-EN 1774-ZnAl4Cu1



**PRODUCT CODE**



# MISCELLANEOUS PRODUCTS

## CLAMPS (3D)

078



- Available in all die-cast zinc alloy
- 3D capability
- High mechanical resistance

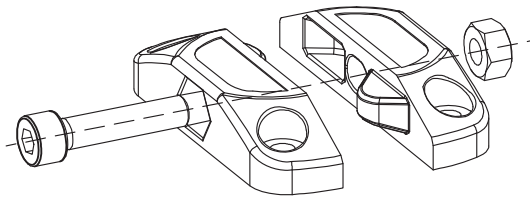
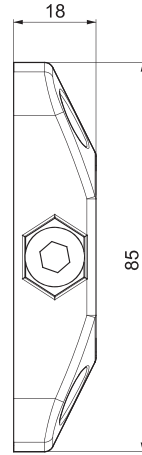
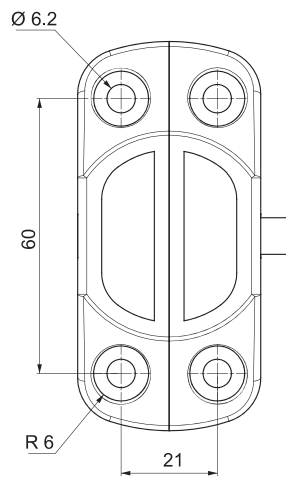
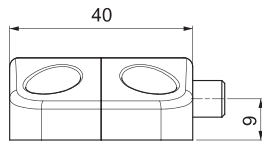
### MATERIAL

BODY: Zinc Alloy DIN-EN 1774-ZnAl4Cu1

BOLT: Steel  
NUT: Steel

### FINISH

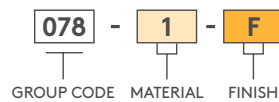
Zinc Plated or black coated



**Note:** Bolts are not supplied



### PRODUCT CODE



MATERIAL		FINISH	
Zinc Alloy	1	No Finish	0
		Zinc plated	3
		Black coated	2



462

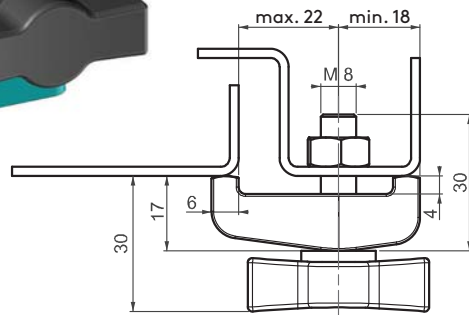
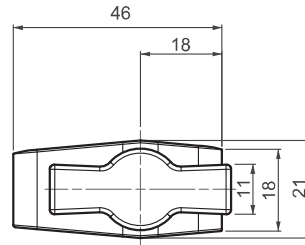
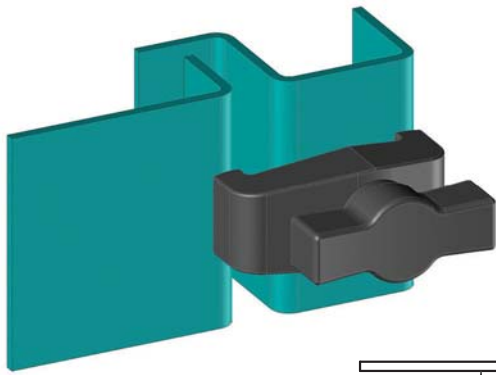
BRIDGE CLAMP SYSTEM



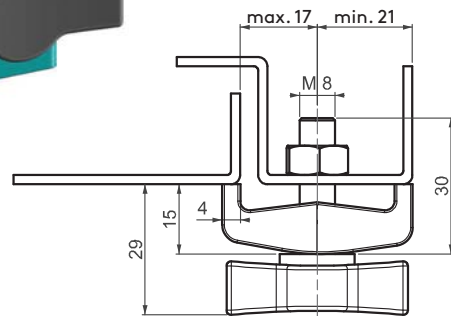
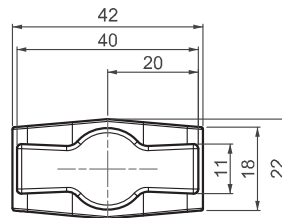
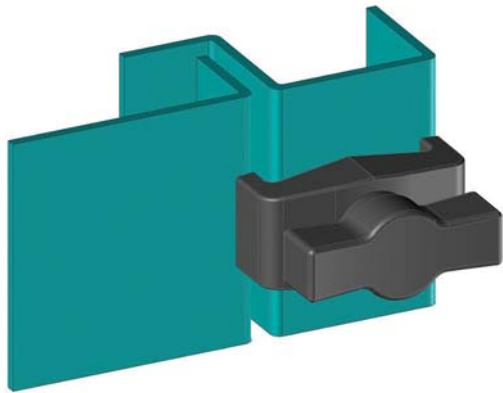
**MATERIAL**

HOUSING: PA6 GFR 30  
 KNOB: PA6 GFR 30  
 SCREW: Steel

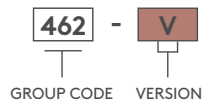
V :1



V :2



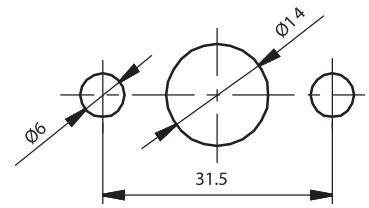
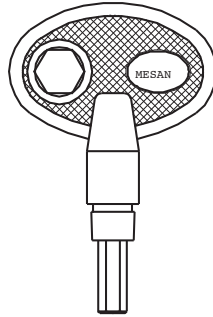
**PRODUCT CODE**



## MISCELLANEOUS PRODUCTS

### PANEL LOCK WITH HEXAGONAL HEAD

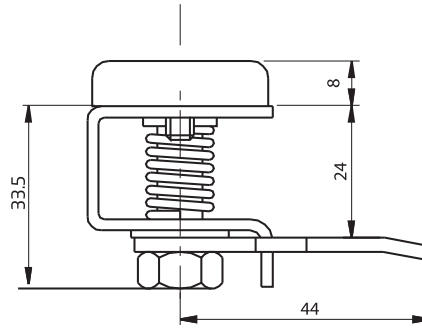
075



Cut out


#### MATERIAL

BODY: Steel  
CAM: Steel  
COVER: Plastic

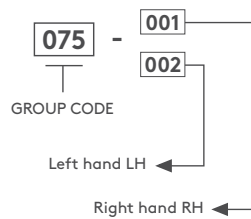


### ALLEN KEY

169-66



#### PRODUCT CODE



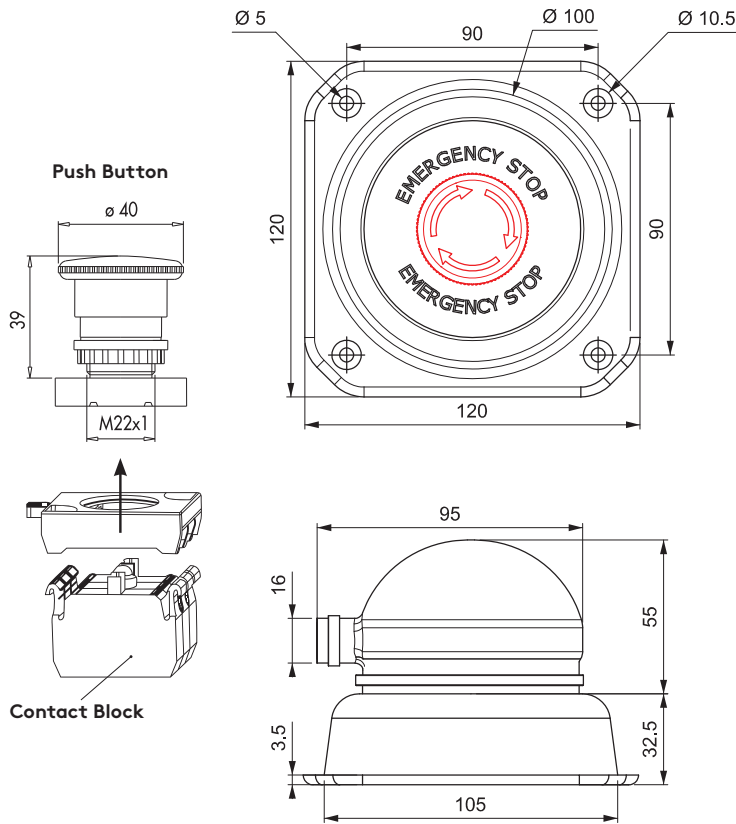




3501

EMERGENCY STOP BUTTON

IP 65  
NEMA 4



- Easy to install
- Different contact options (max. 3 contact)
- Standard wire length is 2.5 m  
Standard conduit length is 2 m

**MATERIAL**

BOWL: Polyamid DIN-EN ISO 1043-1 PA6 GFR 30

PROTECTIVE COVER: PVC

GASKET: EPDM

SPIRAL CONDUIT: PA6

CABLE GLAND: PA66

**BUTTON SPECIFICATIONS**

Mechanical Life : 500.000 operations min.

Electrical Life : 100.000 operations min.

Operating Temperature : min./max. °C -5/+40

Protection Degree : IP65

Operating Frequency : Without load 3000 oper./hour - At full load 1200 oper./hour

Rated Operating Voltage Ue : 230 V AC

Rated Operating Current Ie : 4 A

Insulation Voltage Ui : 300 V

Stroke Resistance Voltage Uimp : 2.5 kV

Standard Contact Material : AgNi

Insulation Resistance : 10 MΩ min. (500 V DC)

Dielectrical Strength :

Between body-contact: 2000 V AC

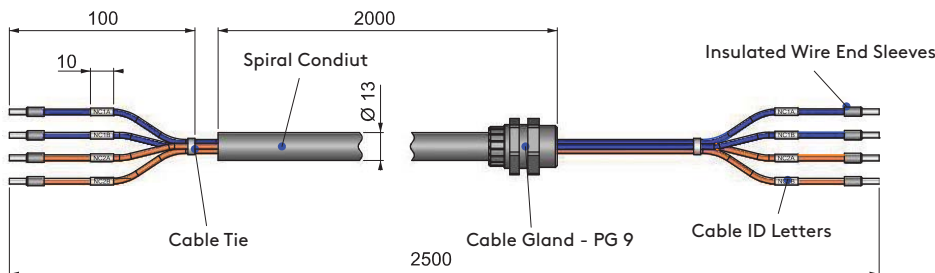
Open contact : 1500 V AC

Connection Cable Cross-Section :

1.5-2.5 mm 2

Standard : UL 508/TS EN 60947-5-1/

VDE0660/IEC 60393-1

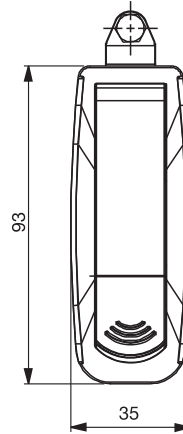


Contact Block Type		Product Code	
Normally Open	Normally Closed	LED	3501.V
-	1	-	3501.1
-	2	-	3501.2
1	1	-	3501.3
1	-	-	3501.4
2	-	-	3501.5
-	1	Fixed	3501.1.1
-	1	Flash	3501.1.2
-	2	Fixed	3501.2.1
-	2	Flash	3501.2.2
1	1	Fixed	3501.3.1
1	1	Flash	3501.3.2
1	-	Fixed	3501.4.1
1	-	Flash	3501.4.2
2	-	Fixed	3501.5.1
2	-	Flash	3501.5.2

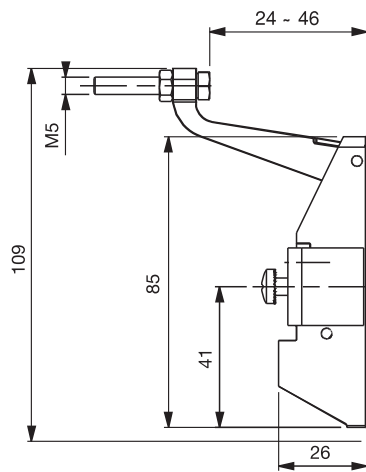
# MISCELLANEOUS PRODUCTS

## COMPRESSION TRIGGER LATCH

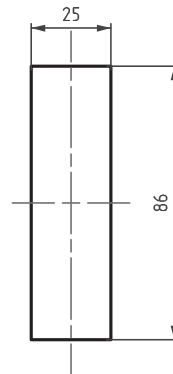
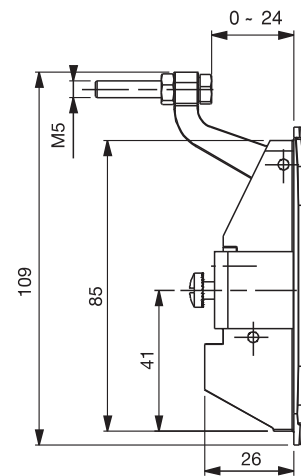
077



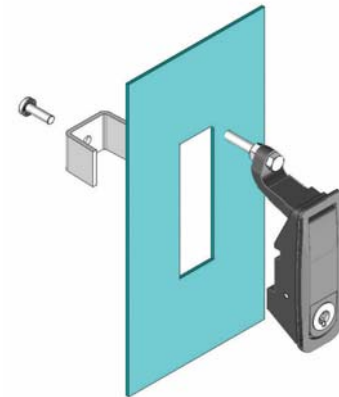
V : 1



V : 2



Cut out

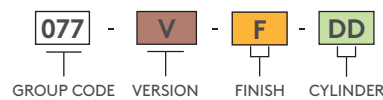


- Flush trigger design
- Available with or without cylinder
- 0-24mm or 24-46mm adjustable grip range
- Suitable for panel thickness of ≤2mm
- Assemble latch with one fixing bracket

### MATERIAL

BODY: Zinc Alloy DIN-EN 1774-ZnAl4Cu1  
 HANDLE: Zinc Alloy DIN-EN 1774-ZnAl4Cu1  
 FIXING BRACKET: Steel

### PRODUCT CODE

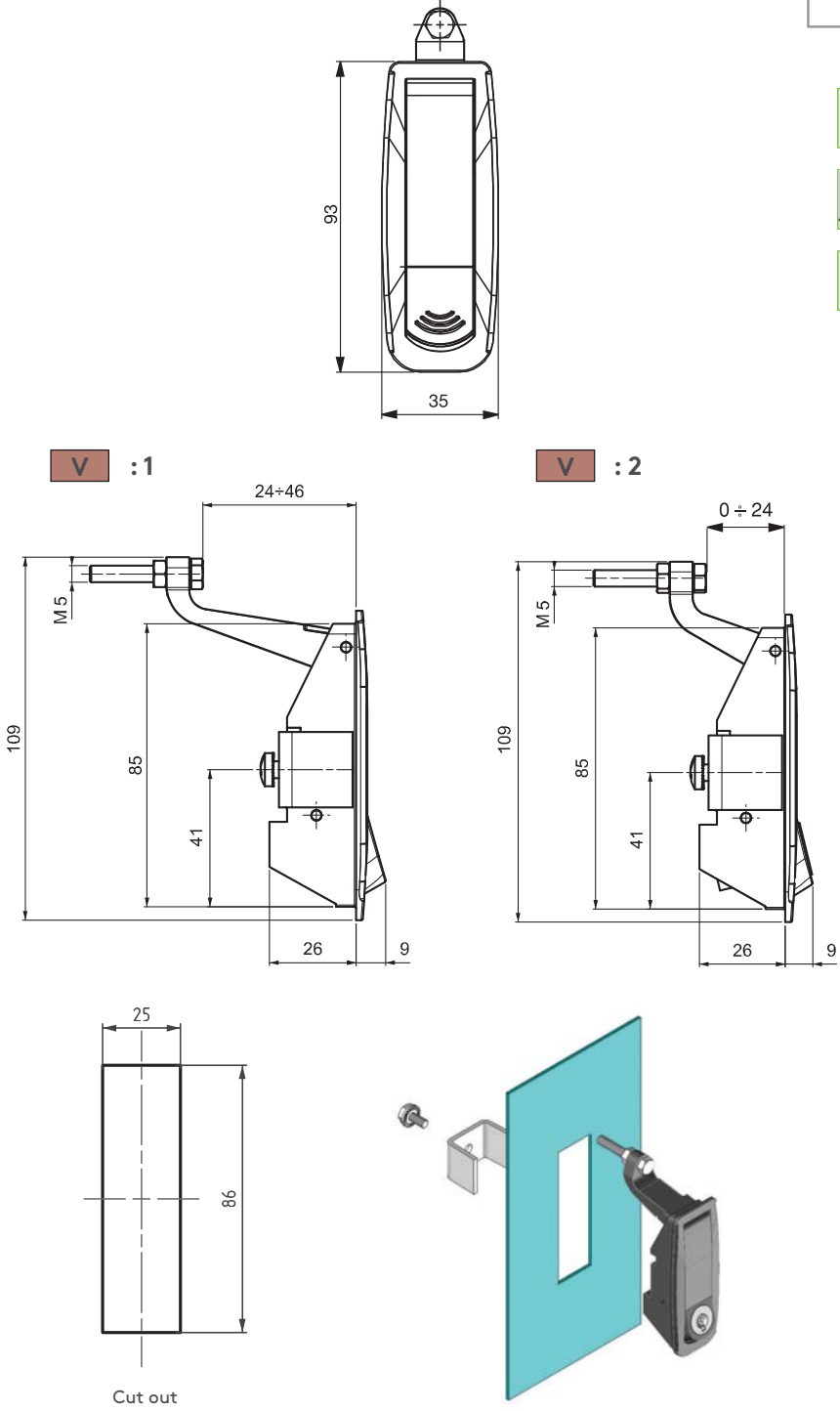


FINISH	F
Chrome	1
Black coated	2

SPECIFICATIONS	DD
No cylinder	00
Keyed alike	01
Keyed differ	02
Euro Key	05
CH751 (Stainless steel dust cap)	07



**177** COMPRESSION TRIGGER LATCH



- Raised trigger design
- Available with or without cylinder
- 0-24mm or 24-46mm adjustable grip range
- Suitable for panel thickness of  $\leq 2$ mm
- Assemble latch with one fixing bracket

**MATERIAL**  
 BODY: Zinc Alloy DIN-EN 1774-ZnAl4Cu1  
 HANDLE: Zinc Alloy DIN-EN 1774-ZnAl4Cu1  
 FIXING BRACKET: Steel

**PRODUCT CODE**

177 - V - F - DD

GROUP CODE    VERSION    FINISH    CYLINDER DRIVER

FINISH	F
Chrome	1
Black coated	2

SPECIFICATIONS	DD
No cylinder	00
Keyed alike	01
Keyed differ	02
Euro Key	05
CH751 (Stainless steel dust cap)	07

DRIVER	
Slot	
DD	
42	

SEAL LEVEL LATCH

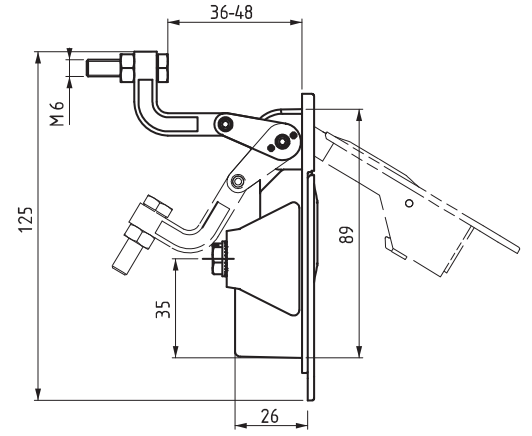
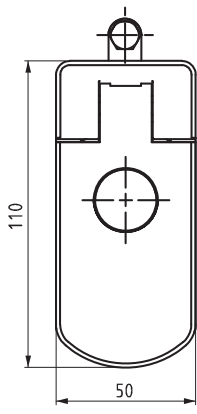
377



V :1



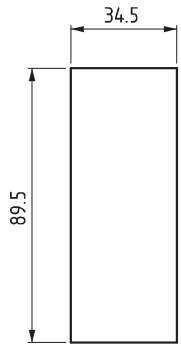
- RoHS
- IP 65  
NEMA 4



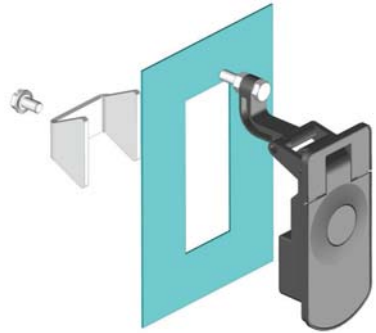
Driver System



No Cylinder



Cut out



- Available with or without cylinder
- Adjustable between 36 mm – 48 mm grip
- Suitable for maximum 2 mm door thickness
- Assemble by only one bracket

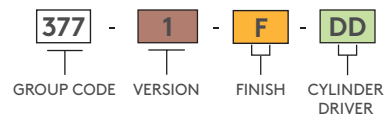
APPLICATIONS

Generators, compressors, electric panels, machinery covers

MATERIAL

BODY: Zinc Alloy DIN-EN 1774-ZnAl4Cu1  
 HANDLE: Zinc Alloy DIN-EN 1774-ZnAl4Cu1  
 FIXING BRACKET: Steel


PRODUCT CODE



FINISH	F
Chrome	1
Black coated	2

CYLINDER	DD
No cylinder	00
Stainless steel dust cap (Keyed alike)	03
Stainless steel dust cap (Keyed differ)	32
Euro Key	05
CH751 (Stainless steel dust cap)	07

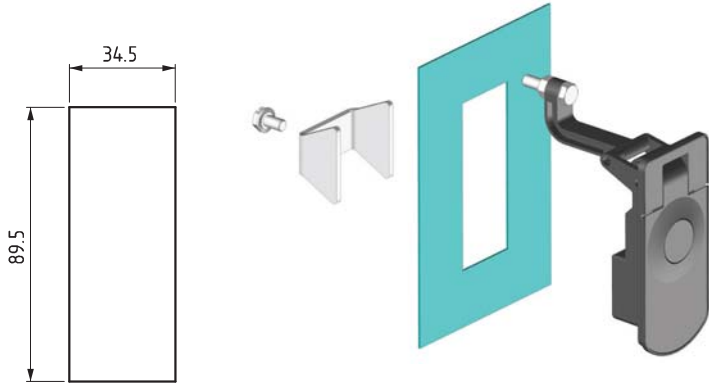
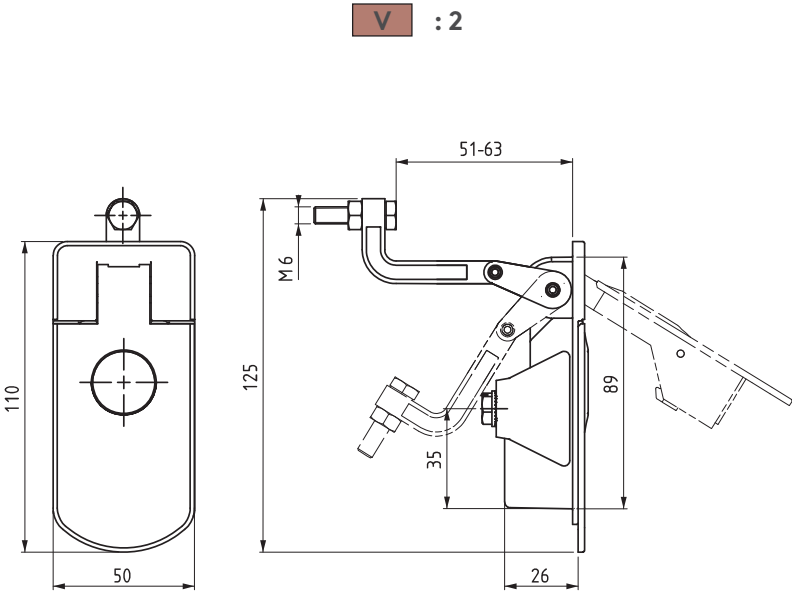
DRIVER	DD
Slot	42





377

SEAL LEVEL LATCH



Cut out

Driver System

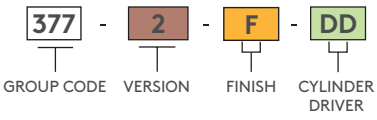


No Cylinder



- Available with or without cylinder
- Adjustable between 51 mm – 63 mm grip
- Suitable for maximum 2 mm door thickness
- Assemble by only one bracket

PRODUCT CODE



FINISH	F
Chrome	1
Black coated	2

CYLINDER	DD
No cylinder	00
Stainless steel dust cap (Keyed alike)	03
Stainless steel dust cap (Keyed differ)	32
Euro Key	05
CH751 (Stainless steel dust cap)	07

DRIVER	DD
Slot	42

APPLICATIONS

Generators, compressors, electric panels, machinery covers

MATERIAL

BODY: Zinc Alloy DIN-EN 1774-ZnAl4Cu1  
 HANDLE: Zinc Alloy DIN-EN 1774-ZnAl4Cu1  
 FIXING BRACKET: Steel

# MISCELLANEOUS PRODUCTS

## LIFT-AND-TURN LATCH

170

ALL IN METAL



V :1

RoHS

- For cabinets that require better sealing under vibrating conditions
- Provides 5 mm of compression
- Provides noise isolation
- Three cam alternatives available

**MATERIAL**

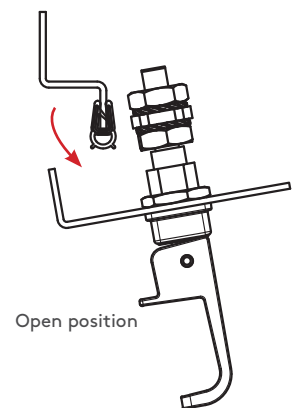
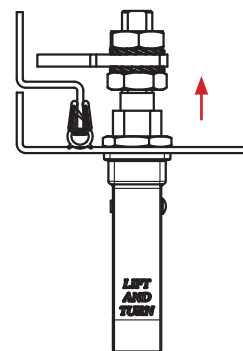
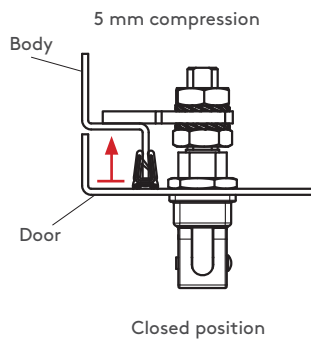
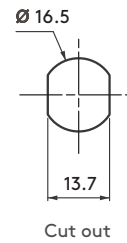
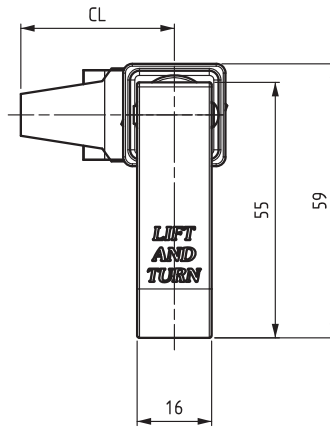
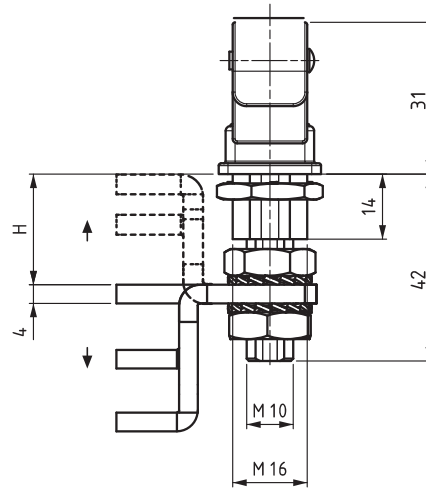
HOUSING: Zinc Alloy DIN-EN 1774-ZnAl4Cu1

HANDLE: Zinc Alloy DIN-EN 1774-ZnAl4Cu1

CAM: Steel

**FINISH**

Chrome plated or black coated

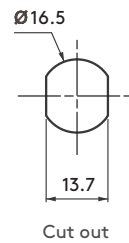
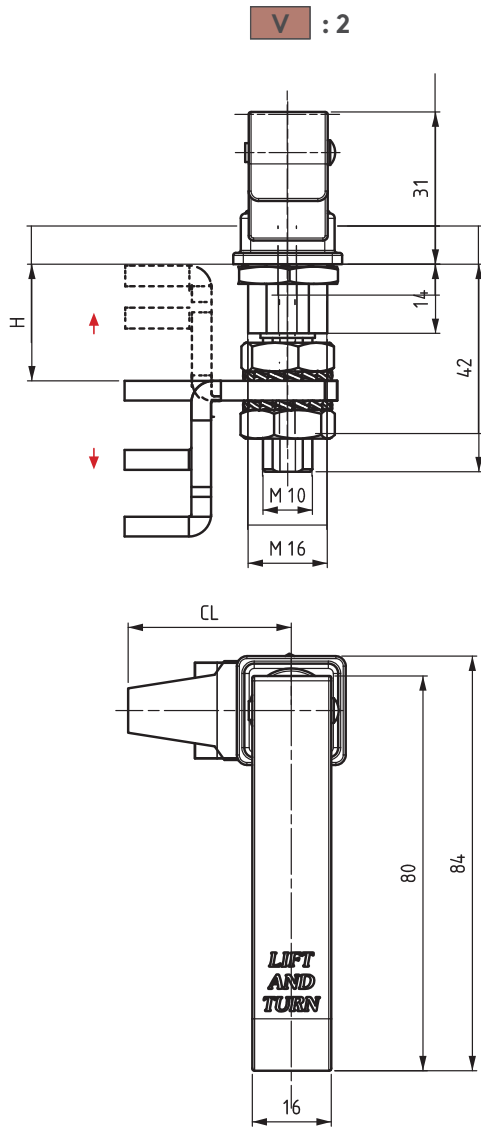




170

LIFT-AND-TURN LATCH

ALL IN METAL



- For cabinets that require better sealing under vibrating conditions
- Latch provides 5 mm of compression
- Provides noise isolation
- Three cam alternatives available

**MATERIAL**

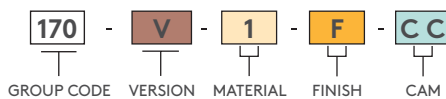
HOUSING: Zinc Alloy DIN-EN 1774-ZnAl4Cu1  
 HANDLE: Zinc Alloy DIN-EN 1774-ZnAl4Cu1  
 CAM : Steel

**FINISH**

Chrome plated or black coated

CAM	CC	CH	CL	H GRIP	
				MIN CAM ↑	MAX CAM ↓
1	01	0	33	22.5	30
2	02	14	33	8.5	44
3	03	27.5	33	0	57.5

**PRODUCT CODE**



FINISH	F
Chrome	1
Black coated	2

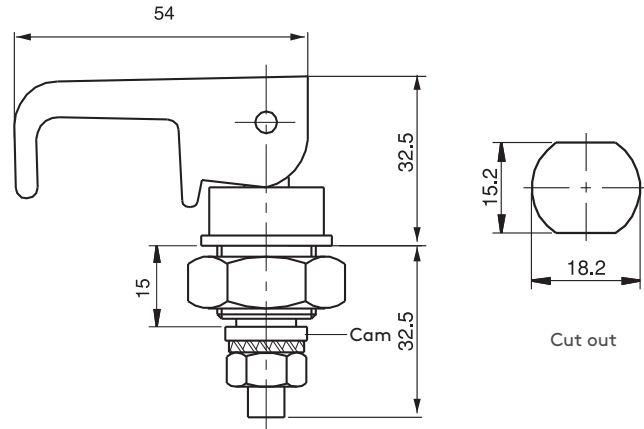
## MISCELLANEOUS PRODUCTS

### LIFT-AND-TURN LATCH

070



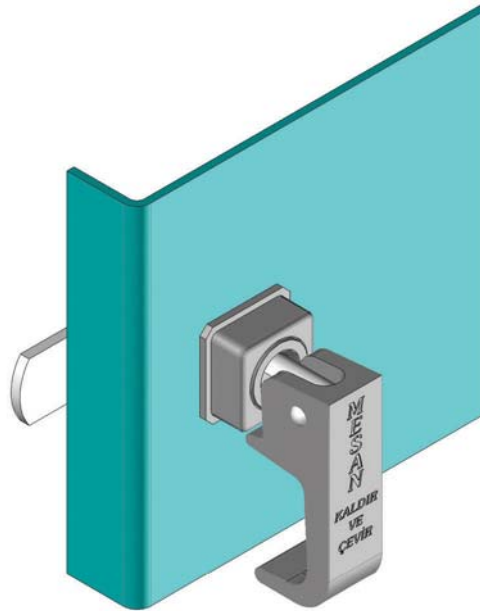
✓  
RoHS



- Suitable for steel and polyester panels
- Provides 5 mm of compression

#### MATERIAL

BODY: Polyamide DIN-EN ISO 1043-1 PA6 GFR 30  
CAM: Steel







072

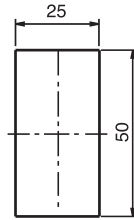
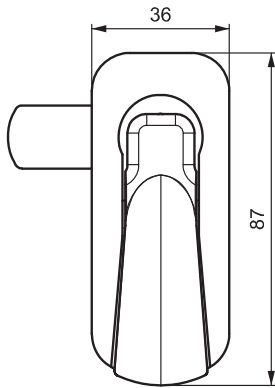
FUNCTIONAL LATCH



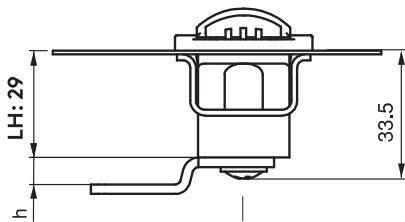
- Suitable for steel and polyester panels
- Standard cut out for both versions
- Clip fixing version suitable for panels with thickness of between 0.8 mm and 2 mm

MATERIAL

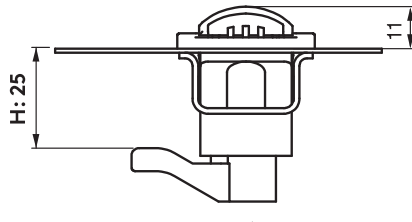
BODY: Polyamide DIN-EN ISO 1043-1 PA6 GFR 30  
 CAM: Steel or PA6 GFR 30



Cut out

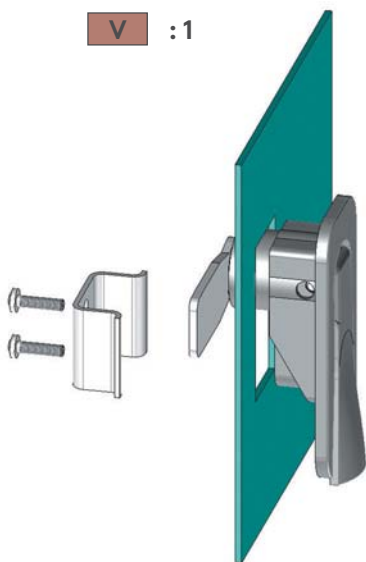


Steel cam



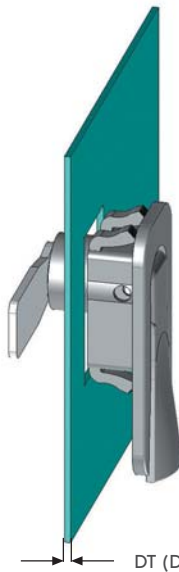
Plastic cam  
CC: 80

V :1



V :2

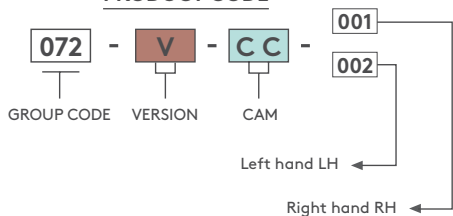
Clip-in fixing



DT (DOOR THICKNESS)

DT	
Min	Max
0.8mm	2mm

PRODUCT CODE



For cams please check page: 175

SWELL LATCH

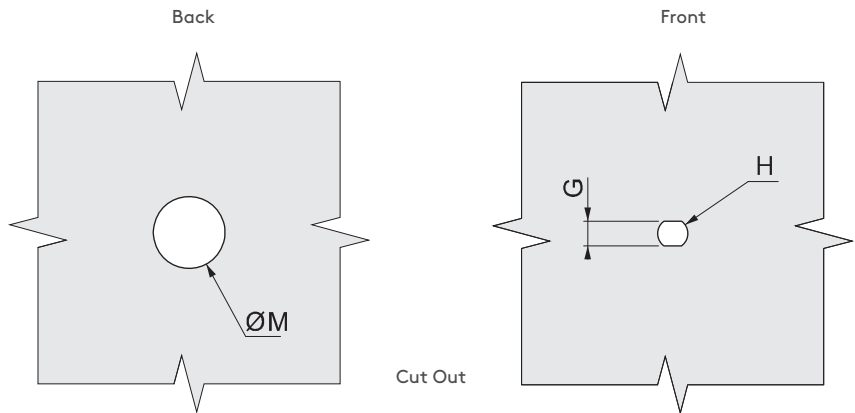
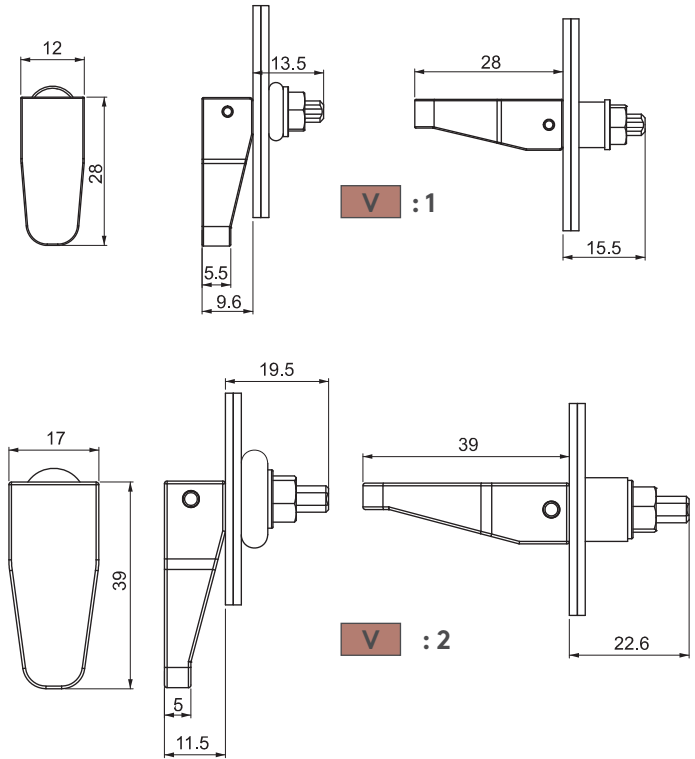
270



- Used for the cabinets that require better under vibration conditions.
- It is suitable with special cut out for different frame thickness.

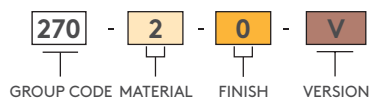
MATERIAL

HANDLE: Polyamide DIN-EN ISO 1043-1 PA6 GFR 30  
 WASHER: PA66  
 NUT : PA66  
 BUSHING : SBR Rubber



VERSION	G +0.1 -0.0	H +0.1 -0.0	FRAME THICKNESS	CUT OUT ØM
1	3.3	4.1	3.2	9.5
2	4.5	5.8	Up to 3.2	13.5
			3.2 - 4.8	14

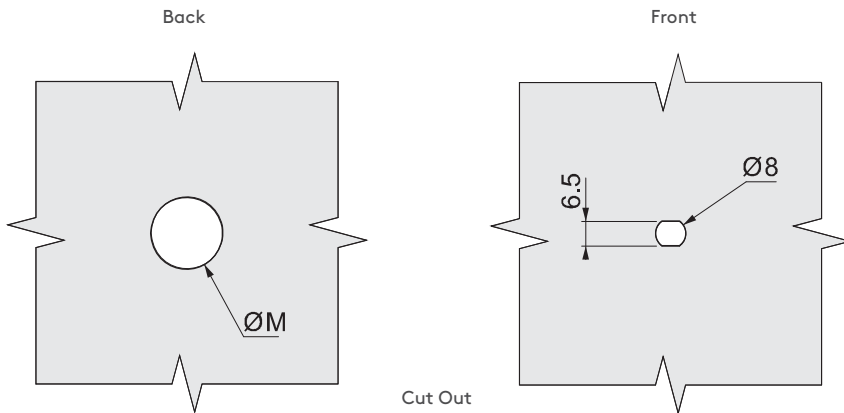
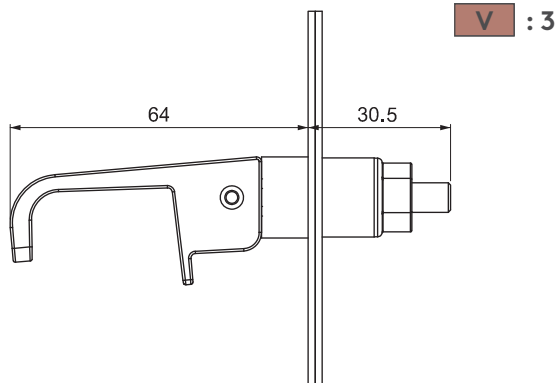
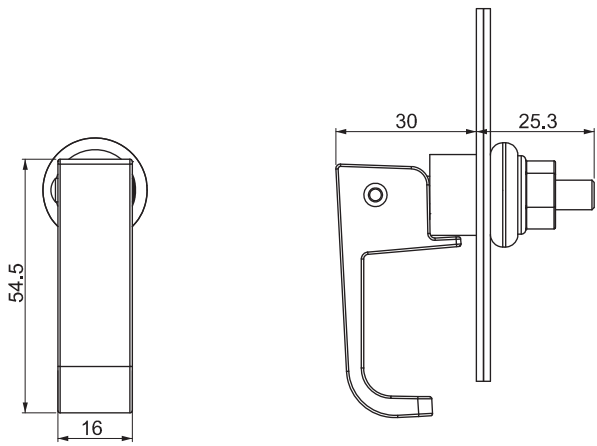
PRODUCT CODE





270

**SWELL LATCH**



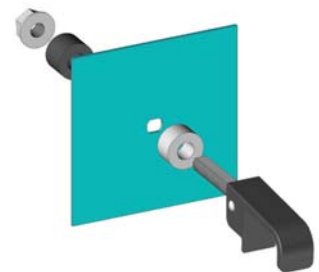
FRAME THICKNESS	CUT OUT ØM
1.2-3.2	19
3.2-4.8	19.5
4.8-6.4	20
6.4 and up	20.5



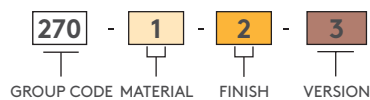
- Used for the cabinets that require better under vibration conditions.
- It is suitable with special cut out for different frame thickness.

**MATERIAL**

HANDLE: Zinc Alloy DIN-EN 1774-ZnAl4Cu1  
 WASHER: PA66  
 NUT : PA66  
 BUSHING : SBR Rubber



**PRODUCT CODE**



# MISCELLANEOUS PRODUCTS

## ROTARY LATCH (MINI)

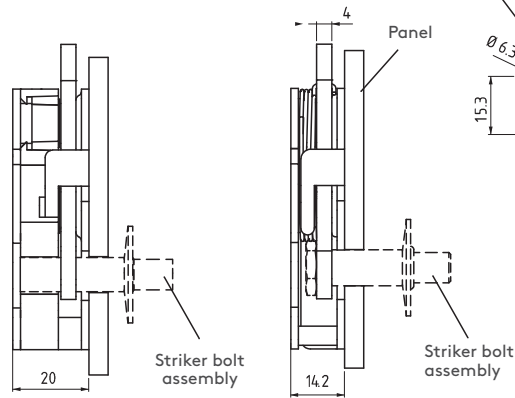
2800

BOTTOM

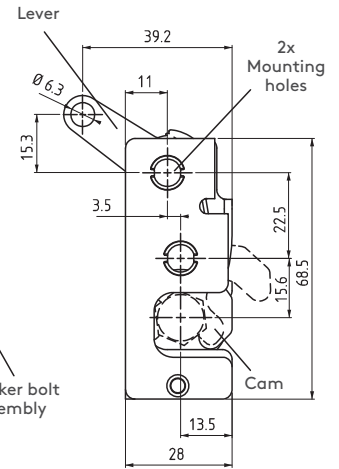


### Bumper Version

Dimensions are same as standard version except as shown



### Standard Version



(Left hand application)

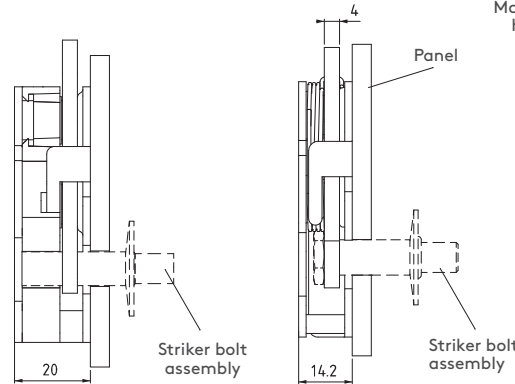
## ROTARY LATCH (MINI)

TOP

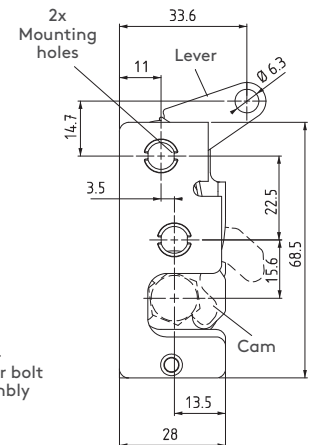


### Bumper Version

Dimensions are same as standard version except as shown



### Standard Version



(Left hand application)

- Six different lever type
- Single or two stage actuation type
- Bumper version for vibrating conditions

**MATERIAL**  
BODY: Steel  
BUMPER: PA6

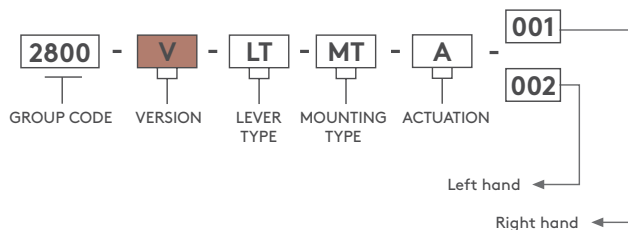
**FINISH**  
Zinc Plated

For striker bolts check page : 153

For cables & accessories check page: 158-159

For latches check page: 192 - 271

### PRODUCT CODE



LEVER TYPE	LT
Bottom	1
Top	2

MOUNTING TYPE	MT
Ø7,2	1
M6	2
1/4"	3

VERSION	V
Standard	1
Bumper	2

ACTUATION	A
Single	1
Two	2



2800

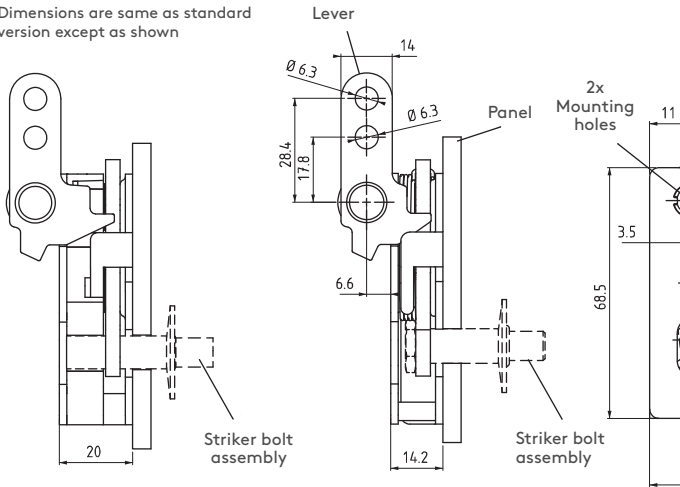
ROTARY LATCH (MINI)

IN LINE



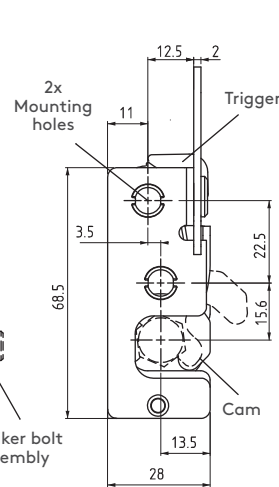
Bumper Version

Dimensions are same as standard version except as shown



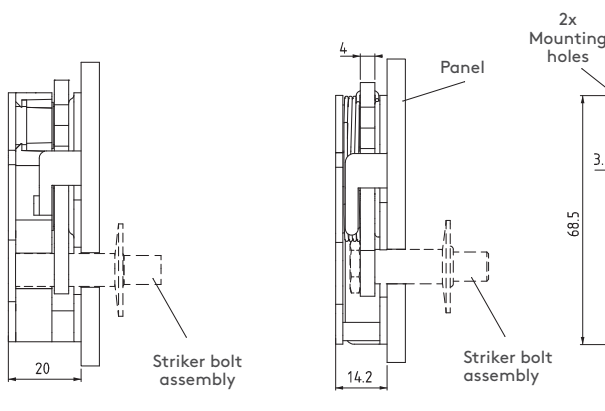
(Left hand application)

Standard Version



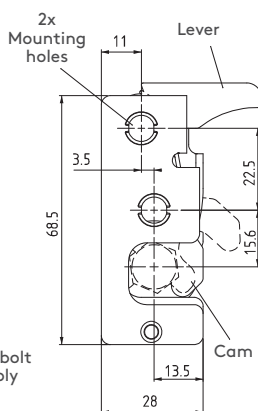
Bumper Version

Dimensions are same as standard version except as shown



(Left hand application)

Standard Version



ROTARY LATCH (MINI)

HAND ACTUATION



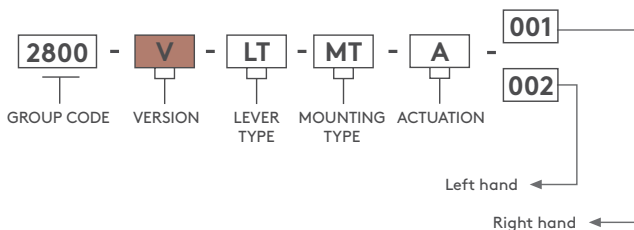
- Six different lever type
- Single or two stage actuation type
- Bumper version for vibrating conditions

**MATERIAL**  
BODY: Steel  
BUMPER: PA6

**FINISH**  
Zinc Plated

- 📄 For striker bolts check page : 153
- 📄 For cables & accessories check page: 158-159
- 📄 For latches check page: 192 - 271

PRODUCT CODE



VERSION	V
Standard	1
Bumper	2

LEVER TYPE	LT
In Line	3
Hand Actuation	4

MOUNTING TYPE	MT
Ø7,2	1
M6	2
1/4"	3

ACTUATION	A
Single	1
Two	2

# MISCELLANEOUS PRODUCTS

## ROTARY LATCH (MINI)

2800

### PERPENDICULAR

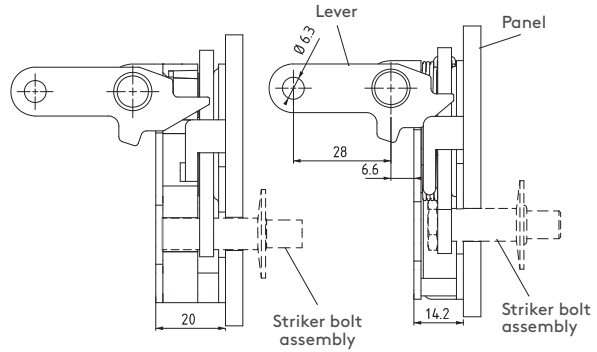


RoHS

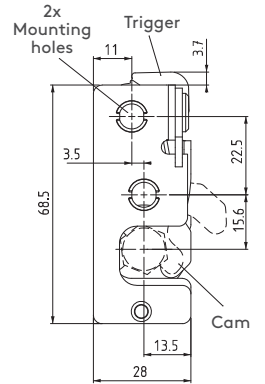


### Bumper Version

Dimensions are same as standard version except as shown



### Standard Version



(Left hand application)

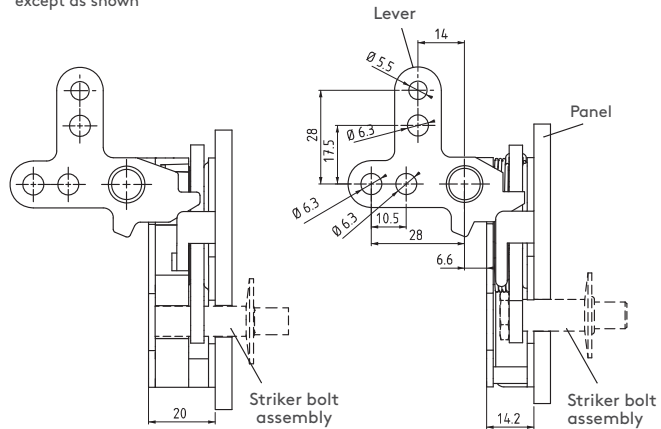
## ROTARY LATCH (MINI)

### TWO POINT

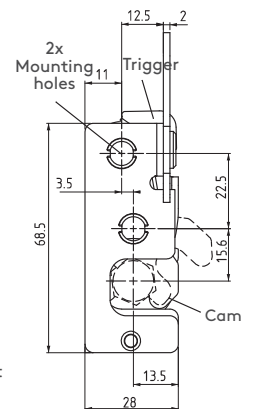


### Bumper Version

Dimensions same as standard version except as shown



### Standard Version



(Left hand application)

- Six different lever type
- Single or two stage actuation type
- Bumper version for vibrating conditions

**MATERIAL**  
BODY: Steel  
BUMPER: PA6

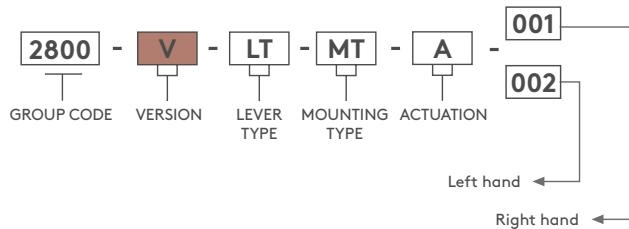
**FINISH**  
Zinc Plated

For striker bolts check page : 153

For cables & accessories check page: 158-159

For latches check page: 192 - 271

### PRODUCT CODE



LEVER TYPE	LT
Perpendicular	5
Two Point	6

MOUNTING TYPE	MT
$\varnothing 7,2$	1
M6	2
1/4"	3

VERSION	V
Standard	1
Bumper	2

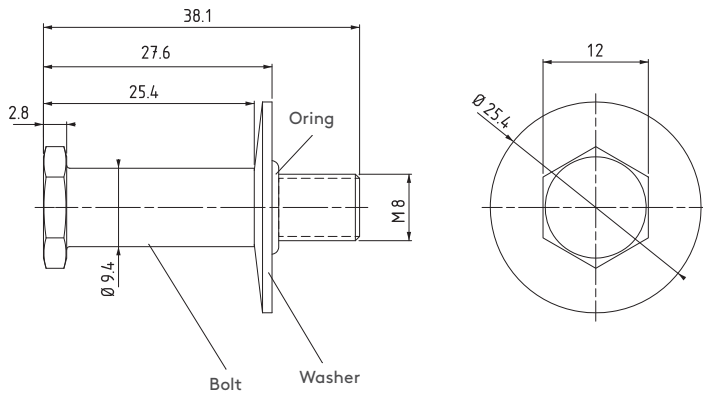
ACTUATION	A
Single	1
Two	2



**SB.1**

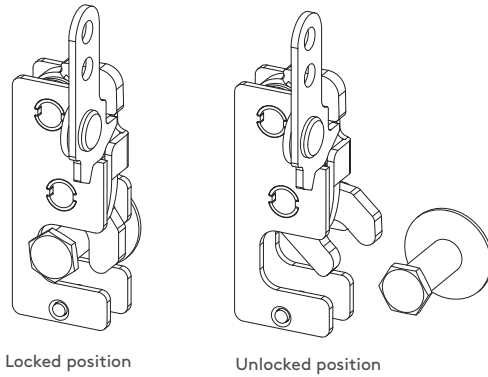
**STRIKER BOLT (MINI)**

Standard Version



**MATERIAL**  
BODY: Steel

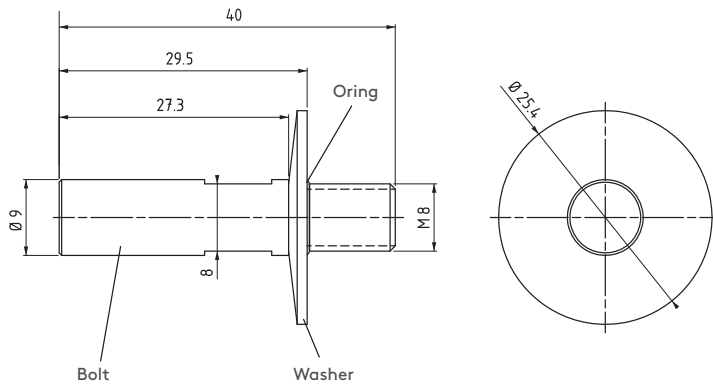
**FINISH**  
Zinc Plated



**SB.2**

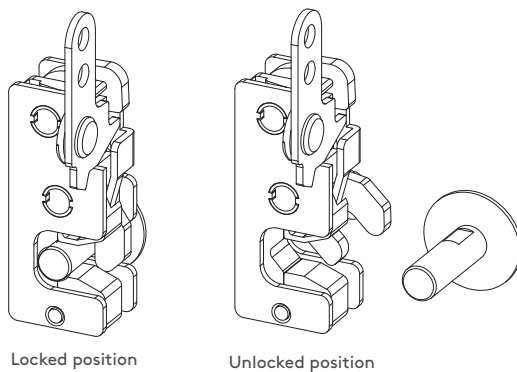
**STRIKER BOLT (MINI)**

Bumper Version



**MATERIAL**  
BODY: Steel

**FINISH**  
Zinc Plated

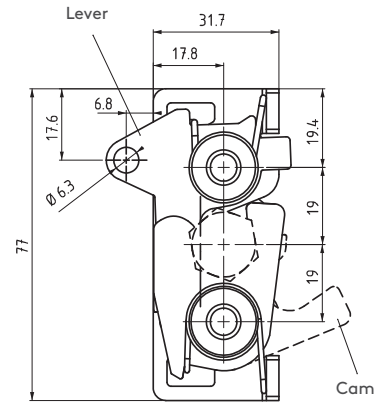
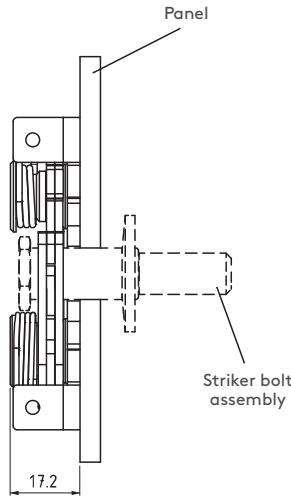


# MISCELLANEOUS PRODUCTS

## ROTARY LATCH (LARGE)

2810

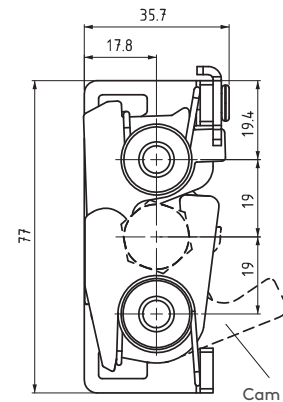
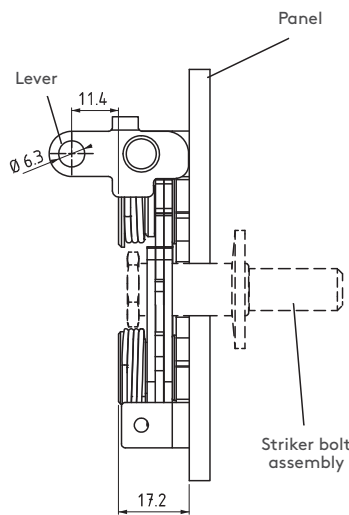
BOTTOM



(Left hand application)

## ROTARY LATCH (LARGE)

PERPENDICULAR



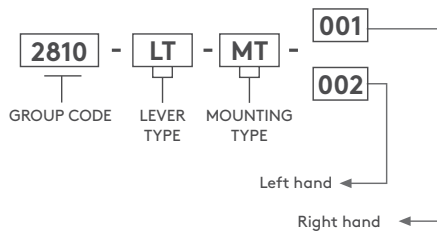
(Left hand application)

- Three different lever type
- Two stage actuation type

**MATERIAL**  
BODY: Steel

**FINISH**  
Zinc Plated

### PRODUCT CODE



LEVER TYPE	LT
Bottom	1
Perpendicular	2
Two Point	3

MOUNTING TYPE	MT
Ø7,2	1
M6	2
1/4"	3

- For striker bolts please check page :155
- For cables & accessories check page: 158-159
- For latches check page: 192 - 271

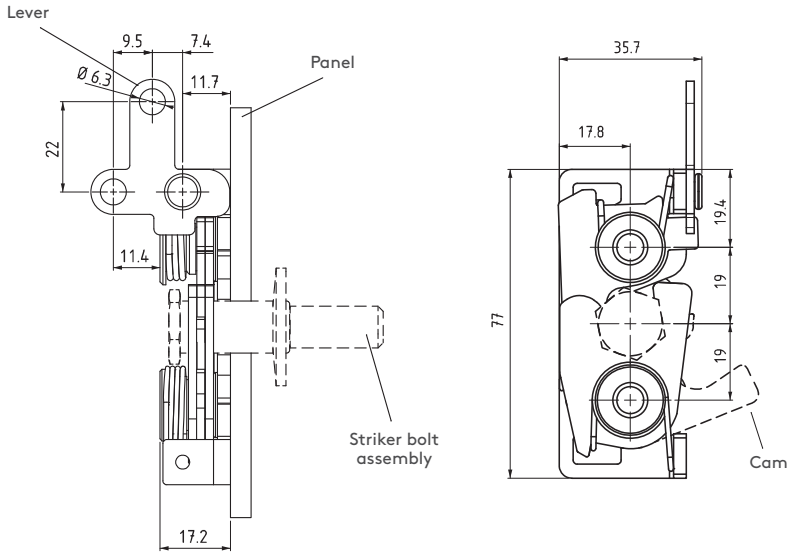




2810

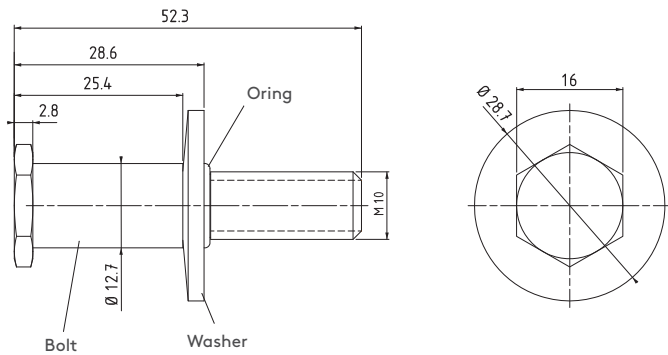
ROTARY LATCH (LARGE)

TWO POINT



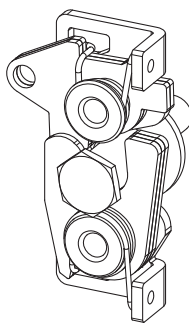
SB.3

STRIKER BOLT (LARGE)

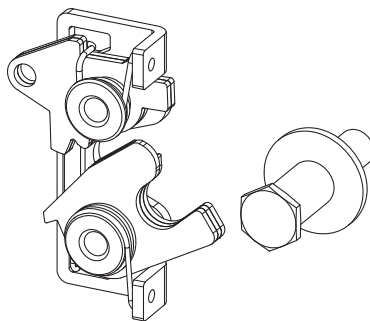


**MATERIAL**  
BODY: Steel

**FINISH**  
Zinc Plated



Locked position

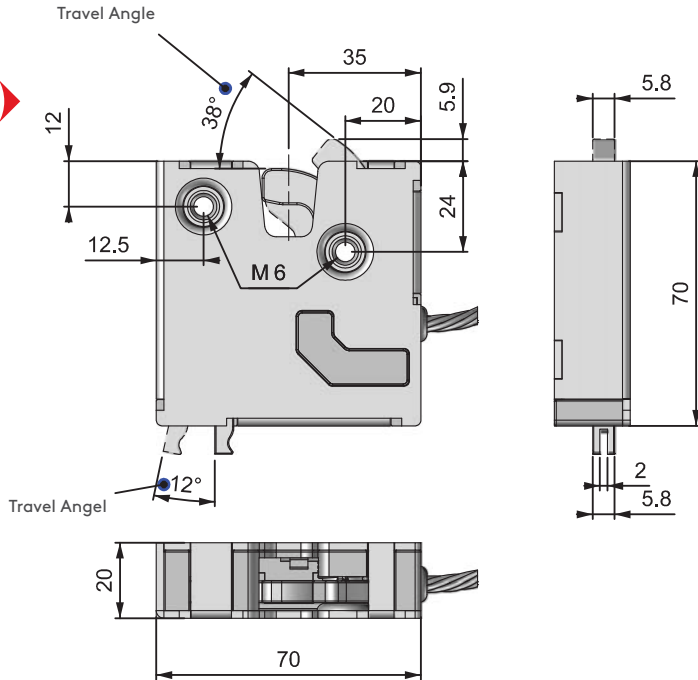



Unlocked position

For cables & accessories check page: 158-159  
For latches check page: 192 - 271

ELECTRONIC ROTARY LATCH

3331



- Push to Close
- Mechanical override
- Stainless steel cam and trigger
- Integrated microswitch for lock status
- Microprocessor controlled gear motor
- Compatible with access control systems

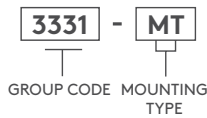
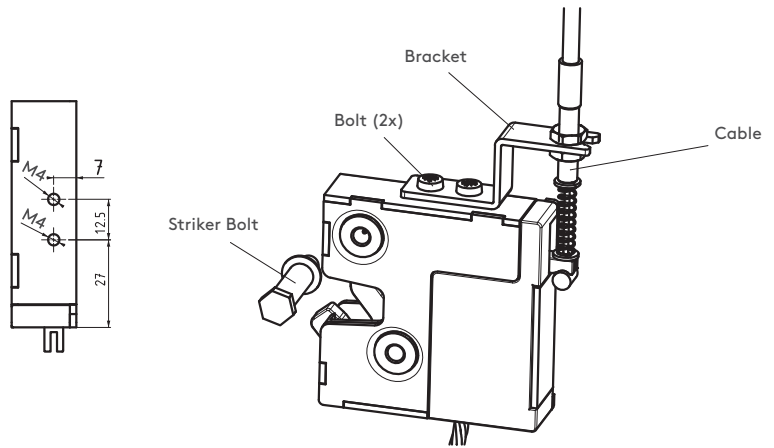

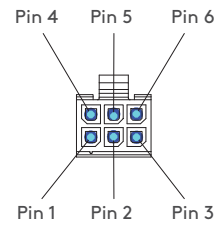
MATERIALS

BODY: Steel and PA6 GFR 30  
CAM: Stainless Steel

TECHNICAL SPECIFICATIONS

Operating Voltage : 9 - 24 Volt  
Cable Length : 150 mm  
Current : Max 500 MA

PIN	COLOR	VALUE
Pin 1	Black	GND
Pin 2	Green	12 Volt DC
Pin 3	Orange	Signal
Pin 4	Red	Microswitch COM
Pin 5	Blue	Microswitch NO
Pin 6	Brown	Microswitch NC

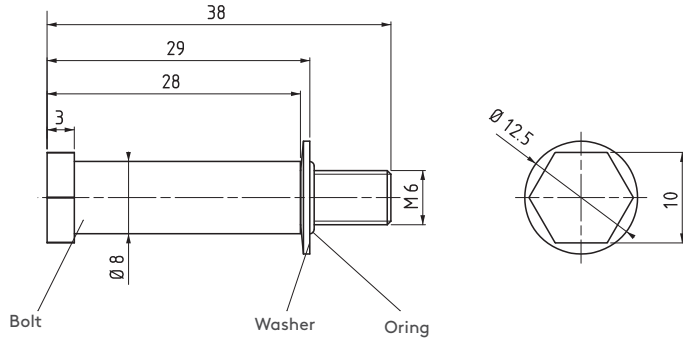


MOUNTING TYPE	MT
Ø7,2	1
M6	2
1/4"	3



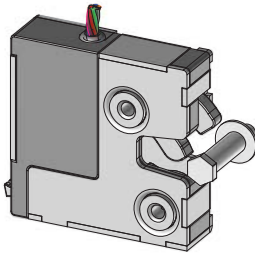
SB.4

STRIKER BOLT

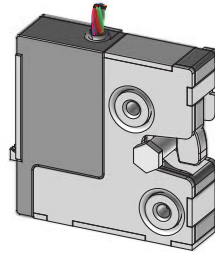


**MATERIAL**  
BODY: Steel

**FINISH**  
Zinc Plated



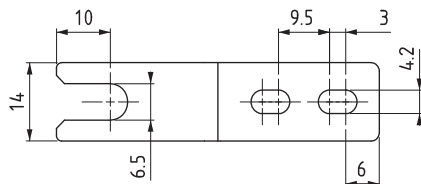
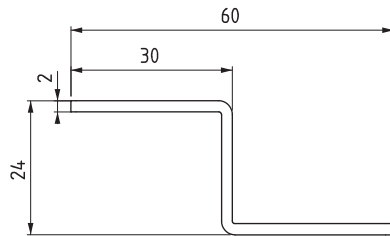
Unlocked position



Locked position

321.03.068

CABLE MOUNTING BRACKET



**MATERIAL**  
BODY: Steel

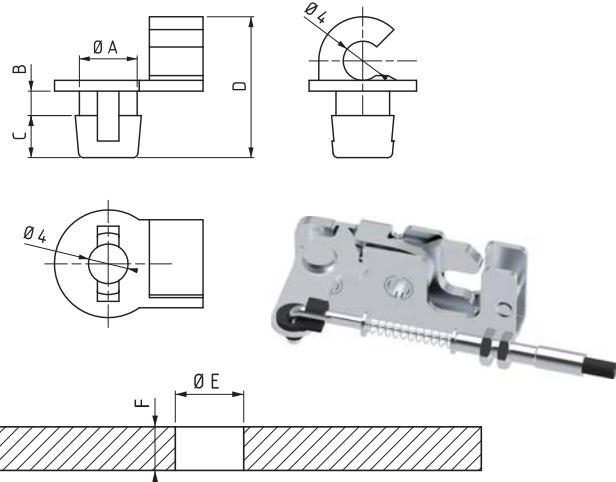
**FINISH**  
Zinc Plated

For cables & accessories check page: 158-159

For latches check page: 192 - 271

**RETAINER CLIP**

(Cable Accessory)

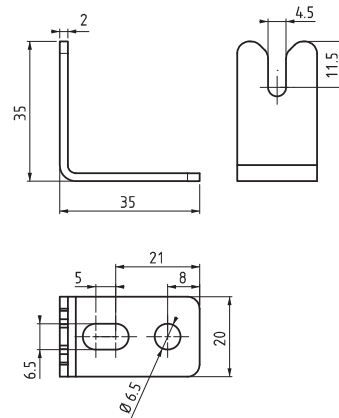


**MATERIAL**  
PA6

A	B	C	D	E	F	TRIGGER LEVER	PRODUCT CODE
5.9	2.5	4.3	14.4	6.3	2	Perpendicular, In line, Two point	<b>320.02.193</b>
5.9	4.5	4.3	16.4	6.3	4	Top, Bottom	<b>320.02.194</b>

**CABLE MOUNTING BRACKET**

(Cable Accessory)

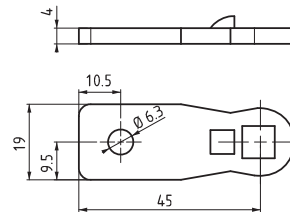


**MATERIAL**  
BODY: Steel

**FINISH**  
Zinc Plated

**PRODUCT CODE**  
**321.03.044**

**ACTUATOR CAM**

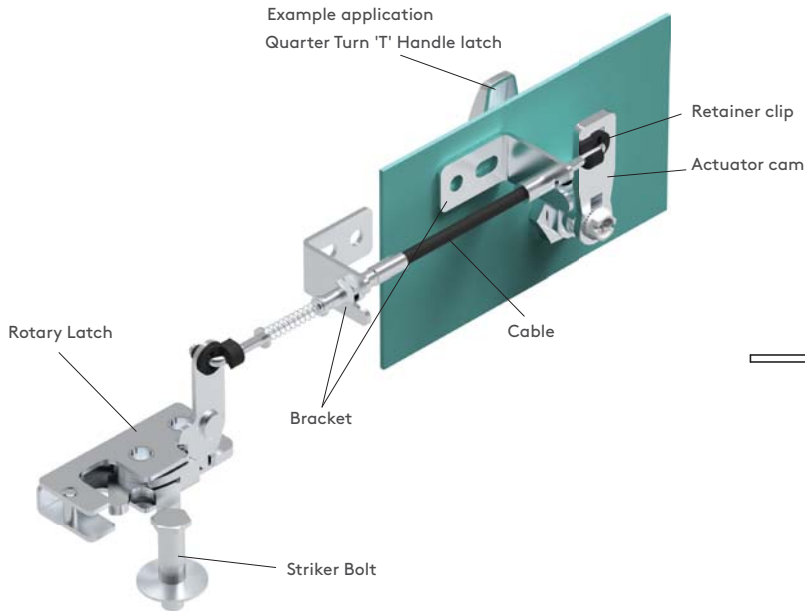


**MATERIAL**  
BODY: Steel

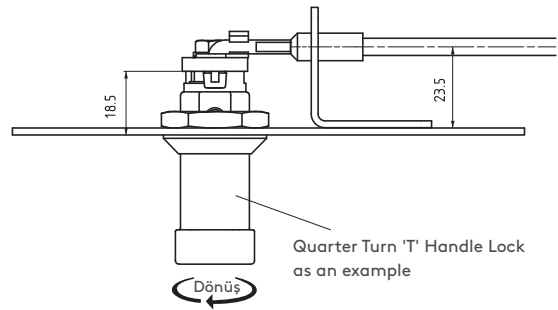
**FINISH**  
Zinc Plated

PRODUCT	CC	CH	CL
<b>30403779</b>	98	0	45

For any actuator cam please contact to sales team

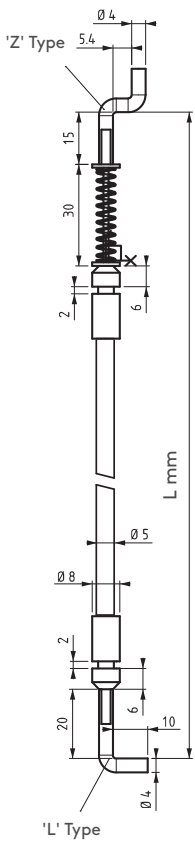


EXAMPLE APPLICATION



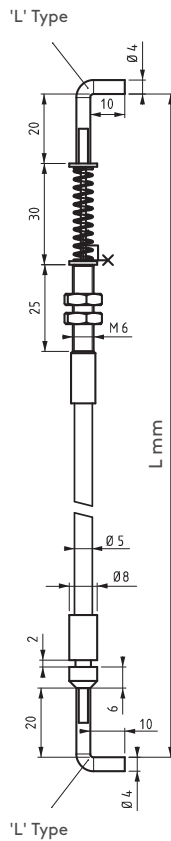
For different type of actuators please contact to Essentra

V : 1



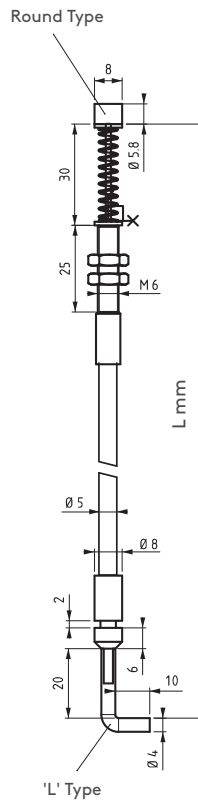
Suitable for Rotary Latch Mini and Large applications without Retainer Clip

V : 2



Suitable for Rotary Latch Mini and Large applications with Retainer Clip

V : 3



Only for Electronic Rotary Latch

2801

CABLES

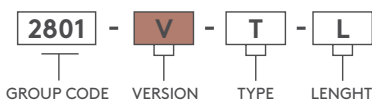


MATERIAL BODY: Steel

FINISH Zinc Plated

Note: Cable diameter is 1.5 mm

PRODUCT CODE


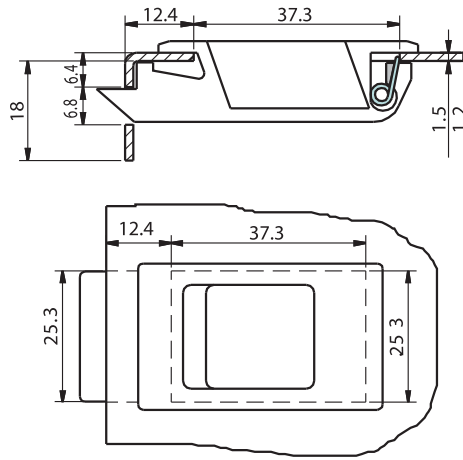


TYPE	T	LENGHT (L)
With spring	1	1000 mm
Without spring	0	1500 mm
		2000 mm

# MISCELLANEOUS PRODUCTS

## SLIDING LATCH

071



- Easy fixing
- Long-lasting stainless steel spring
- Suitable for panel thicknesses of between 0.8 mm and 1.5 mm


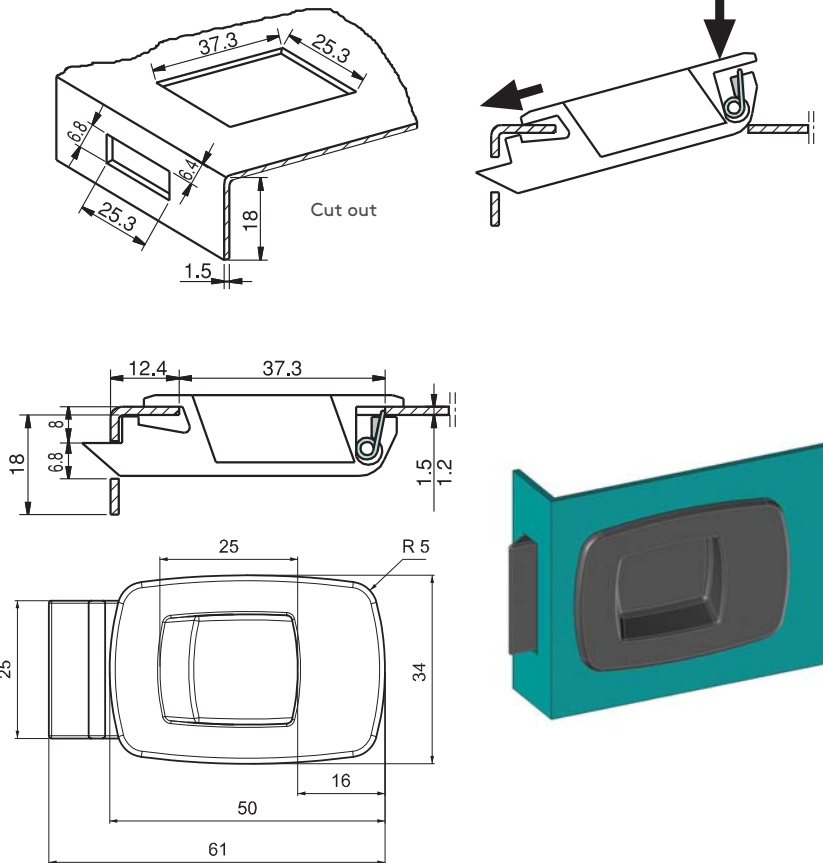
**MATERIAL**

BODY: ABS  
 SPRING: Stainless Steel

SPECIFICATIONS	PRODUCT CODE
0.8 -1.2 mm thickness panel	071.12
1.2 -1.5 mm thickness panel	071.15

## SLIDING LATCH

371

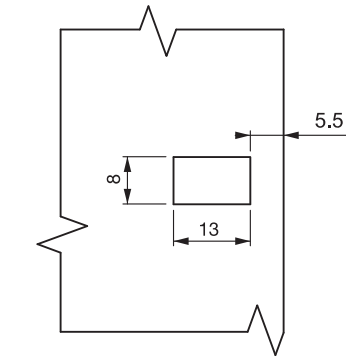


- Stylish design
- Easy fixing
- Long-lasting spring
- Suitable for panel thicknesses of between 0.8 mm and 1.5 mm
- Suitable for small doors
- For different color choices please contact Essentra

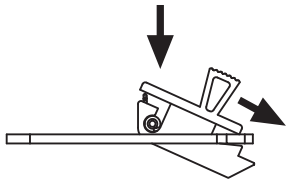
**MATERIAL**

BODY: ABS  
 SPRING: Stainless Steel

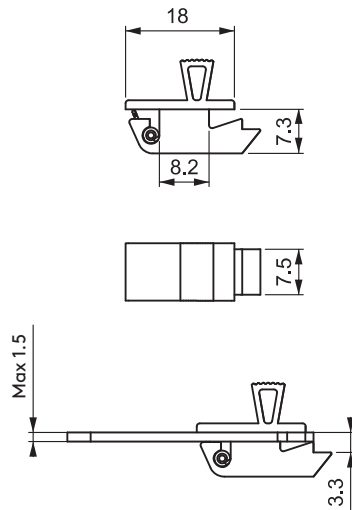
SPECIFICATIONS	PRODUCT CODE
0.8 -1.2 mm thickness panel	371.12
1.2 -1.5 mm thickness panel	371.15



Cut out



DOOR THICKNESS	
Min	Max
0.8mm	1.5mm



171

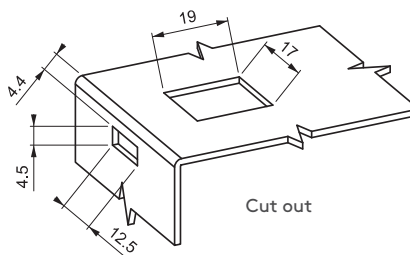
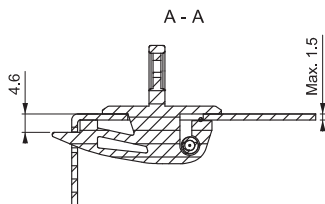
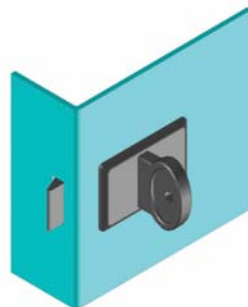
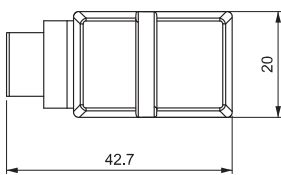
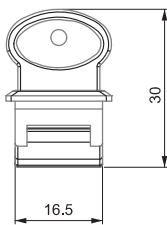
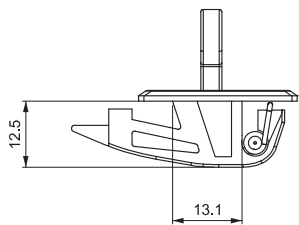
MINI SLIDING LATCH



- Suitable for small doors and inside panels
- Suitable for panel thicknesses of between 0.8 mm and 1.5 mm

**MATERIAL**

BODY: ABS  
SPRING: Stainless Steel



Cut out

471

MINI SLIDING LATCH



- Suitable for small doors and inside panels
- Suitable for panel thicknesses of between 0.8 mm and 1.5 mm


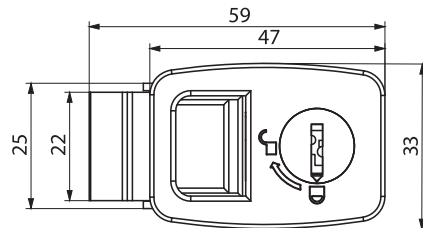
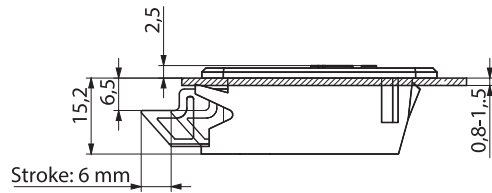
**MATERIAL**

BODY: ABS  
SPRING: Stainless Steel

## MISCELLANEOUS PRODUCTS

### SLIDING LATCH

671



- Cylinder Locking System
- Eliminates the risk of scratch on paint thanks to the 2 part design.
- Suitable for small size doors
- Easy assembly by clips
- Suitable for panel thicknesses of 0.8 - 1.5 mm


#### MATERIAL

BODY: ABS  
 SPRING: Stainless steel  
 CYLINDER: PA6 GFR 30

#### PRODUCT CODE

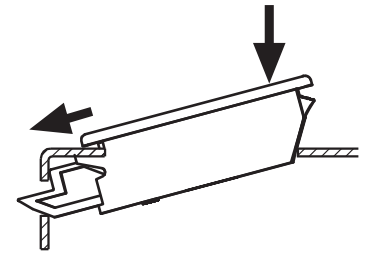
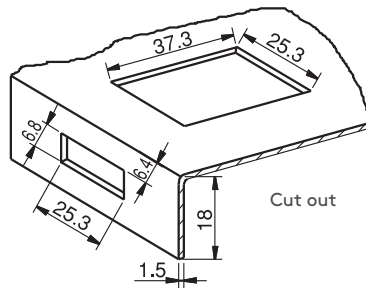
671 - DD  
GROUP CODE      CYLINDER

#### CYLINDER


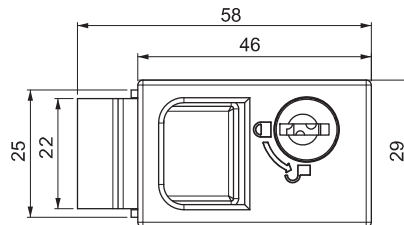
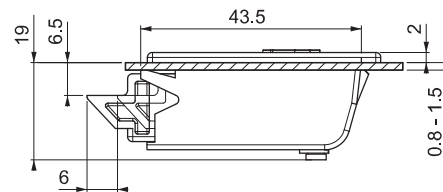
	DD
 Keyed alike	01
 Euro Key (5333)	05

### SLIDING LATCH

571



Follow the arrows for assembly instructions; lock & unlock with moving parts



- Cylinder Locking System
- Eliminates the risk of scratch on paint thanks to the 2 part design.
- Suitable for small size doors
- Easy assembly by clips
- Suitable for panel thicknesses of 0.8 - 1.5 mm


#### MATERIAL

BODY: ABS  
 SPRING: Stainless steel  
 CYLINDER: Zinc Alloy DIN-EN 1774-ZnAl4Cu1

#### PRODUCT CODE

571 - DD  
GROUP CODE      CYLINDER

#### CYLINDER

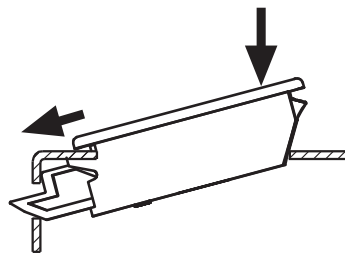
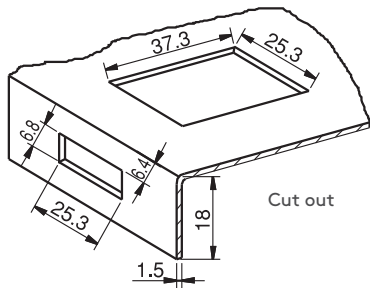
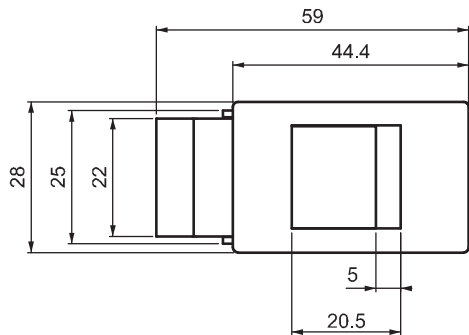
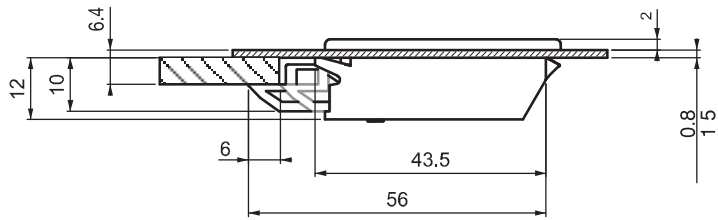
	DD
 Stainless steel dust cap (Keyed alike)	03



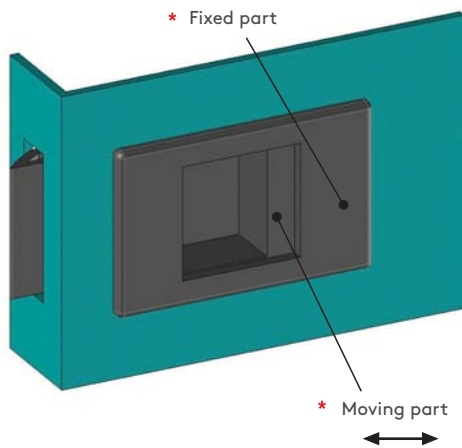


271

SLIDING LATCH



Follow the arrows for assembly instructions; lock & unlock with moving parts



- Two-piece design eliminates paint problems on doors
- Suitable for small doors
- Easy assembly with clips on body
- Suitable for panel thicknesses of between 0.8 mm and 1.5 mm

**MATERIAL**

BODY: ABS  
 SPRING: Stainless Steel

# MISCELLANEOUS PRODUCTS

## MINI LATCH

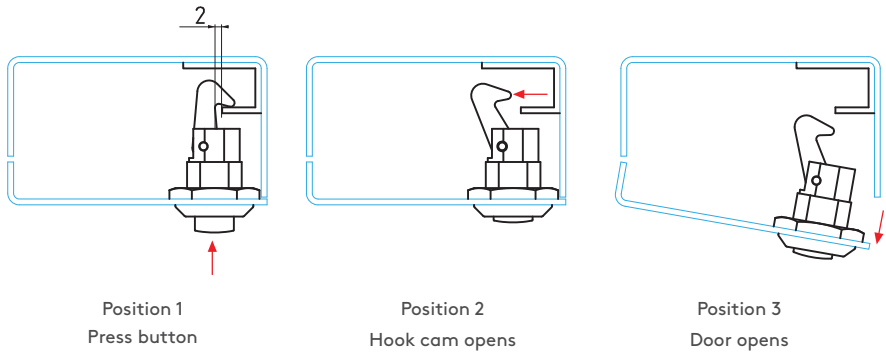
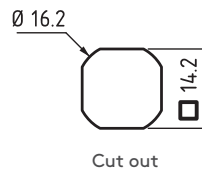
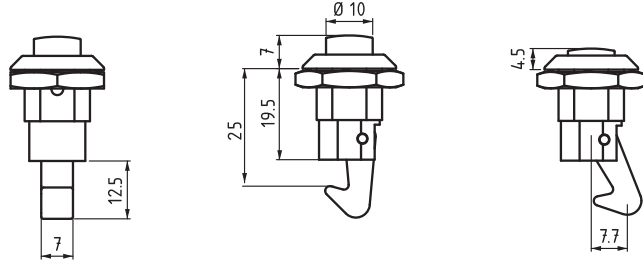
466



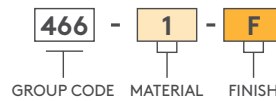
- Easily opened by pressing button
- Suitable for small doors

**MATERIAL**

HOUSING: Zinc Alloy DIN-EN 1774-ZnAl4Cu1  
 BUTTON: Zinc Alloy DIN-EN 1774-ZnAl4Cu1  
 CAM: Zinc Alloy DIN-EN 1774-ZnAl4Cu1



**PRODUCT CODE**

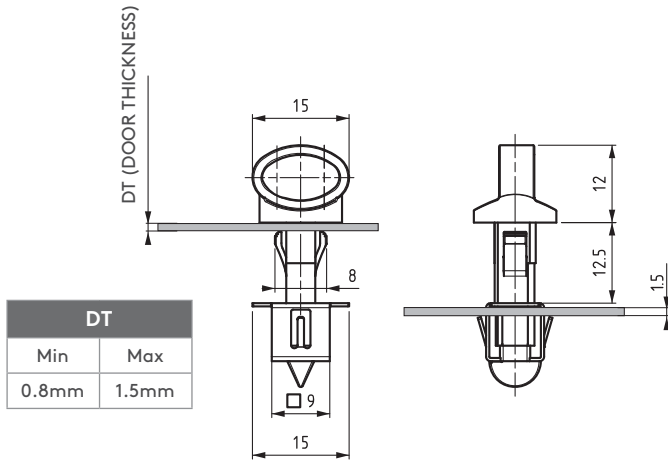


MATERIAL	F	FINISH	F
Zinc Alloy	1	Chrome	1
		Black coated	2

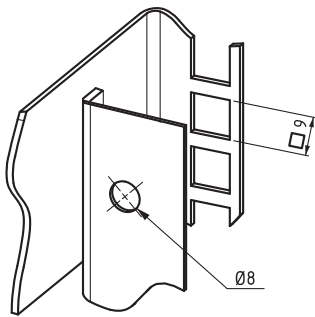
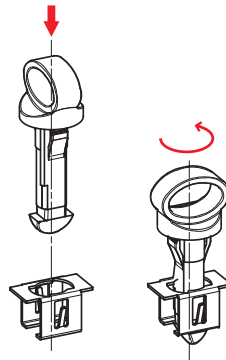
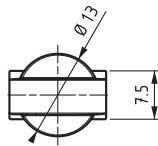


183

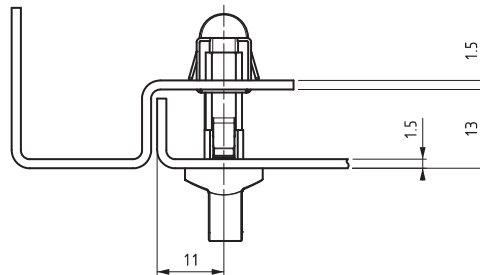
QUARTER-TURN LATCH



DT	
Min	Max
0.8mm	1.5mm




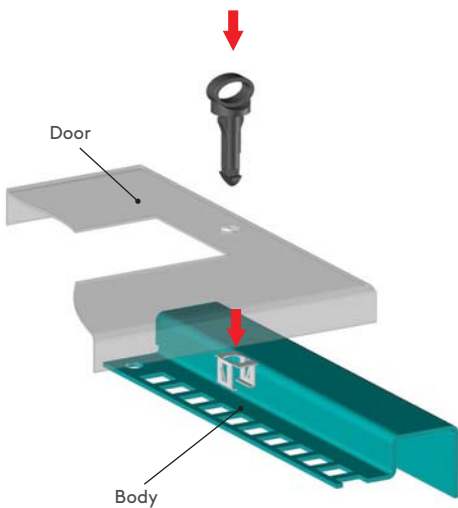
Cut out



- Fix small panels to frame with ease
- Quarter-turn locking
- Easy assembly
- For doors with a bend of 24 mm

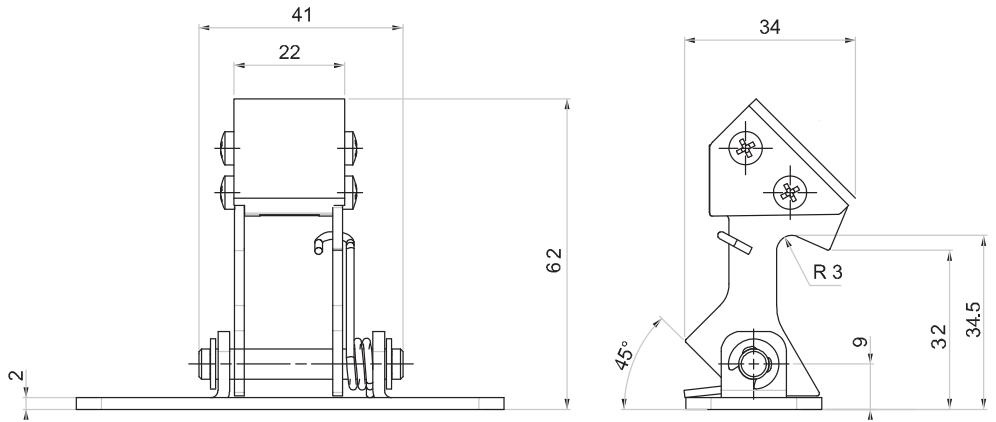
**MATERIAL**

HANDLE: ABS  
FRAME PART: Steel



HOOKED LATCH

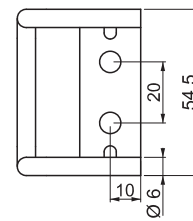
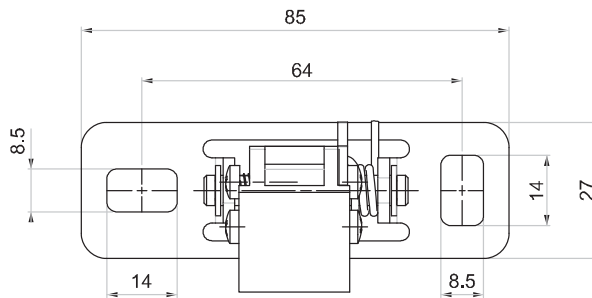
176



- Used for locking back doors of generators without external latch
- Can open from inside by moving cam

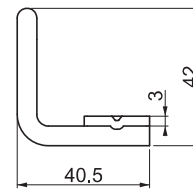
**MATERIAL**  
Steel or stainless steel

**Note:** Special square-base screws are included



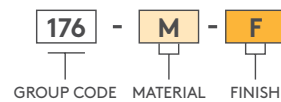
CAM STRIKING PLATE

016 A71



- Striking plate.
- Custom sizes available

PRODUCT CODE



MATERIAL	F	FINISH	F
Steel	6	Chrome	1
Stainless steel	4	No finish	0






# LOCKS



## CAMS, KEYS, RODS & ROD GUIDES

GROUP CODE	PRODUCT NAME
	CAMS WITH STOPPER
	CAMS WITHOUT STOPPER
	STAINLESS STEEL CAMS
	ADDITIONAL CAMS
	SLIDE SHOE FOR CAM
	HOOK CAMS
	ACTUATOR PLATES
	ROUND ROD ACCESSORIES
	FLAT ROD ACCESSORIES
	ROD CORNER CONTROL (RCC)
	ROUND RODS
	FLAT RODS
	KEYS



**PAGE**

170 - 171

172 - 173

174

175

176

176

177

180

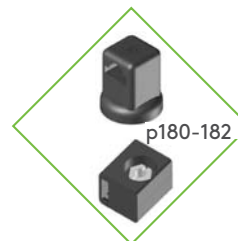
181 - 182

183

184, 185

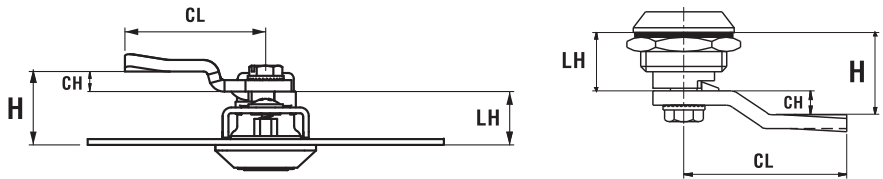
186, 187, 188

189 - 191



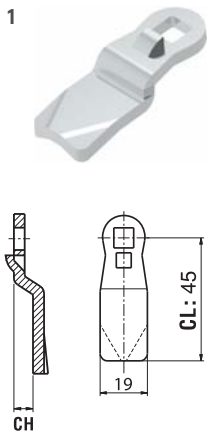
**CAMS WITH STOPPERS**

H: Grip  
 LH: Height of housing  
 CL: Cam length  
 CH: Cam height



MATERIAL: Steel  
 FINISH: Zinc plated  
 THICKNESS: 4 mm

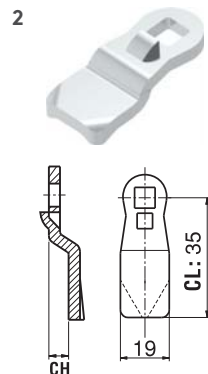
**Cam 1**



STOCK CODE	CC	CH	CL	LH:18 H	LH:18.5 H	LH:20 H	LH:21 H	LH:30 H	LH:32 H	LH:35 H	LH:40 H	LH:50 H	LH:60 H
30403033	30	0	45	18	18.5	20	21	30	32	35	40	50	60
30403439	17	1	45	19	19.5	21	22	31	33	36	41	51	61
30403159	35	2	45	20	20.5	22	23	32	34	37	42	52	62
30403063	31	3	45	21	21.5	23	24	33	35	38	43	53	63
30403149	33	4	45	22	22.5	24	25	34	37	39	44	54	64
30403160	34	6	45	24	24.5	26	27	36	38	41	46	56	66
30403161	36	8	45	26	26.5	28	29	38	40	43	48	58	68
30403162	47	10	45	28	28.5	30	31	40	42	45	50	60	70
30403045	44	12	45	30	30.5	32	33	42	44	47	52	62	72
30403163	48	14	45	32	32.5	34	35	44	46	49	54	64	74
30403151	49	16	45	34	34.5	36	37	46	48	51	56	66	76
30403165	55	18	45	36	36.5	38	39	48	50	53	58	68	78
30403166	56	20	45	38	38.5	40	41	50	52	55	60	70	80
30403167	57	22	45	40	40.5	42	43	52	54	57	62	72	82
30403168	58	24	45	42	42.5	44	45	54	56	59	64	74	84
30403169	37	-2	45	16	16.5	18	19	28	30	33	38	48	58
30403170	38	-4	45	14	14.5	16	17	26	28	31	36	46	56
30403171	39	-6	45	12	12.5	14	15	24	26	29	34	44	54
30403172	59	-8	45	10	10.5	12	13	22	24	27	32	42	52
30403173	60	-10	45	8	8.5	10	11	20	22	25	30	40	50
30403174	61	-12	45	6	6.5	8	9	18	20	23	28	38	48
30403175	62	-14	45	4	4.5	6	7	16	18	21	26	36	46

MATERIAL: Steel  
 FINISH: Zinc plated  
 THICKNESS: 4 mm

**Cam 2**



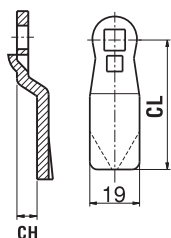
STOCK CODE	CC	CH	CL	LH:18 H	LH:18.5 H	LH:20 H	LH:21 H	LH:30 H	LH:32 H	LH:35 H	LH:40 H	LH:50 H	LH:60 H
30403187	11	-2	35	16	16.5	18	19	28	30	33	38	48	58
30403185	12	0	35	18	18.5	20	21	30	32	35	40	50	60
30403186	13	2	35	20	20.5	22	23	32	34	37	42	52	62
30403188	14	4	35	22	22.5	24	25	34	36	39	44	54	64
30403470	15	6	35	24	24.5	26	27	36	38	41	46	56	66
30403471	16	7	35	25	25.5	27	28	37	39	42	47	57	67
30403189	23	10	35	28	28.5	30	31	40	42	45	50	60	70
30403046	52	26	35	44	44.5	46	47	56	58	61	66	76	86



## CAMS WITH STOPPERS

MATERIAL: Steel  
FINISH: Zinc plated  
THICKNESS: 4 mm

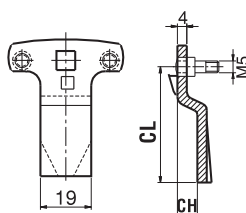
Cam 3



STOCK CODE	CC	CH	CL	LH:18 H	LH:18.5 H	LH:20 H	LH:30 H	LH:32 H	LH:35 H	LH:40 H	LH:50 H	LH:60 H
30403031	10	0	29	18	18.5	20	30	32	35	40	50	60
30403032	20	0	38	18	18.5	20	30	32	35	40	50	60
30403036	70	0	66	18	18.5	20	30	32	35	40	50	60
30403034	40	0	51	18	18.5	20	30	32	35	40	50	60
30403037	21	3	38	21	21.5	23	33	35	38	43	53	63
30403038	41	3	51	21	21.5	23	33	35	38	43	53	63
30403129	22	6	37	24	24.5	26	36	38	41	46	56	66
30403039	32	7	44	25	25.5	27	37	39	42	47	57	67
30403040	42	7	49	25	25.5	27	37	39	42	47	57	67
30403043	43	10	48	28	28.5	30	40	42	45	50	60	70

MATERIAL: Steel  
FINISH: Zinc plated  
THICKNESS: 4 mm

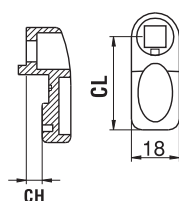
Cam 4



STOCK CODE	CC	CH	CL	LH:18 H	LH:18.5 H	LH:20 H	LH:30 H	LH:32 H	LH:35 H	LH:40 H	LH:50 H	LH:60 H
30403140	03	0	51	18	18.5	20	30	32	35	40	50	60
30403522	06	0	45	18	18.5	20	30	32	35	40	50	60
30403047	01	7	49	25	25.5	27	37	39	42	47	57	67
30403524	07	2	45	20	20.5	22	32	34	37	42	52	62
30403526	08	3	45	21	21.5	23	33	35	38	43	53	63
30403528	09	4	45	22	22.5	24	34	36	39	44	54	64
30403530	100	5	45	23	23.5	25	35	37	40	45	55	65
30403532	101	6	45	24	24.5	26	36	38	41	46	56	66
30403534	102	7	45	25	25.5	27	37	39	42	47	57	67
30403147	02	12	46	30	30.5	32	42	44	47	52	62	72
30403536	103	14	45	32	32.5	34	44	46	49	54	64	74

MATERIAL: Plastic

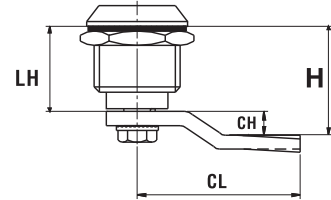
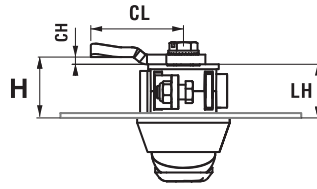
Cam 5



STOCK CODE	CC	CH	CL	LH:18 H	LH:18.5 H	LH:20 H	LH:30 H	LH:35 H	LH:40 H	LH:50 H	LH:60 H
30402004	90	0	35	18	18.5	20	30	35	40	50	60
30402011	93	0	25	18	18.5	20	30	35	40	50	60
30402005	91	6	35	24	24.5	26	36	41	46	56	66
30402008	92	4	45	22	22.5	24	34	39	44	54	64
30402013	94	-4	45	14	14.5	16	26	31	36	46	56

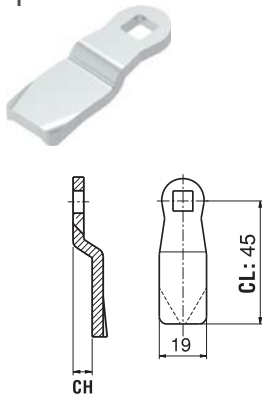
**CAMS WITHOUT STOPPERS**

H: Grip  
 LH: Height of housing  
 CL: Cam length  
 CH: Cam height



MATERIAL: Steel  
 FINISH: Zinc plated  
 THICKNESS: 4 mm

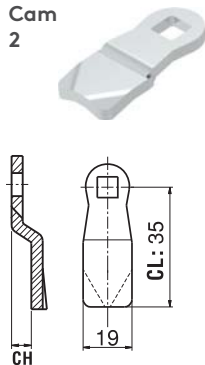
**Cam 1**



STOCK CODE	CC	CH	CL	LH:14 H	LH:18.5 H	LH:19 H	LH : 20 H	LH : 22 H	LH : 25 H	LH : 32 H
30403117	30	0	45	14	18.5	19	20	22	25	32
30403557	17	1	45	15	19.5	20	21	23	26	33
30403581	35	2	45	16	20.5	21	22	24	27	34
30403054	31	3	45	17	21.5	22	23	25	28	35
30403197	33	4	45	18	22.5	23	24	26	29	36
30403128	34	6	45	20	24.5	25	26	28	31	38
30403583	36	8	45	22	26.5	27	28	30	33	40
30403584	47	10	45	24	28.5	29	30	32	35	42
30403123	44	12	45	26	30.5	31	32	34	37	44
30403422	48	14	45	28	32.5	33	34	36	39	46
30403410	49	16	45	30	34.5	35	36	38	41	48
30403429	55	18	45	32	36.5	37	38	40	43	50
30403585	56	20	45	34	38.5	39	40	42	45	52
30403586	57	22	45	36	40.5	41	42	44	47	54
30403411	58	24	45	38	42.5	43	44	46	49	56
30403425	37	- 2	45	12	16.5	17	18	20	23	30
30403198	38	- 4	45	10	14.5	15	16	18	21	28
30403423	39	- 6	45	8	12.5	13	14	16	19	26
30403412	59	- 8	45	6	10.5	11	12	14	17	24
30403552	60	- 10	45	4	8.5	9	10	12	15	22
30403587	61	- 12	45	2	6.5	7	8	10	13	20
30403420	62	- 14	45	0	4.5	5	6	8	11	18

MATERIAL: Steel  
 FINISH: Zinc plated  
 THICKNESS: 4 mm

**Cam 2**

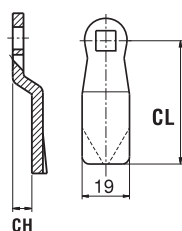


STOCK CODE	CC	CH	CL	LH:14 H	LH:18.5 H	LH : 19 H	LH : 20 H	LH : 22 H	LH : 25 H	LH : 32 H
30403069	11	-2	35	12	16.5	18	18	20	23	30
30403444	12	0	35	14	18.5	20	20	22	25	32
30403519	13	2	35	16	20.5	22	22	24	27	34
30403588	14	4	35	18	22.5	24	24	26	29	36
30403477	15	6	35	20	24.5	26	26	28	31	38
30403589	16	7	35	21	25.5	27	27	29	32	39
30403407	23	10	35	24	28.5	30	30	32	35	42
30403075	52	26	35	40	44.5	46	36	48	51	58

## CAMS WITHOUT STOPPERS

MATERIAL: Steel  
FINISH: Zinc plated  
THICKNESS: 4 mm

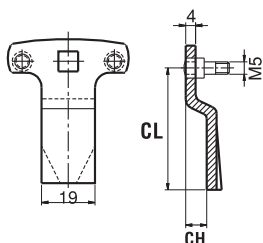
Cam 3



STOCK CODE	CC	CH	CL	LH:14 H	LH:18.5 H	LH:19 H	LH : 20 H	LH : 22 H	LH : 25 H	LH : 32 H
30403006	10	0	29	14	18.5	19	20	22	25	32
30403130	20	0	38	14	18.5	19	20	22	25	32
30403117	30	0	45	14	18.5	19	20	22	25	32
30403003	40	0	51	14	18.5	19	20	22	25	32
30403005	70	0	66	14	18.5	19	20	22	25	32
30403064	21	3	38	17	21.5	22	23	25	28	35
30403054	31	3	45	17	21.5	22	23	25	28	35
30403141	41	3	51	17	21.5	22	23	25	28	35
30403138	22	6	37	20	24.5	25	26	28	31	38
30403128	34	6	45	20	24.5	25	26	28	31	38
30403073	32	7	44	21	25.5	26	27	29	32	39
30403002	42	7	49	21	25.5	26	27	29	32	39
30403004	43	10	48	24	28.5	29	30	32	35	42
30403123	44	12	45	26	30.5	31	32	34	37	44

MATERIAL: Steel  
FINISH: Zinc plated  
THICKNESS: 4 mm

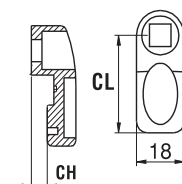
Cam 4



STOCK CODE	CC	CH	CL	LH:18.5 H
30403135	03	0	51	18.5
30403523	06	0	45	18.5
30403001	01	7	49	25.5
30403525	07	2	45	20.5
30403527	08	3	45	21.5
30403529	09	4	45	22.5
30403531	100	5	45	23.5
30403533	101	6	45	24.5
30403535	102	7	45	25.5
30403068	02	12	46	30.5
30403537	103	14	45	32.5

MATERIAL: Plastic

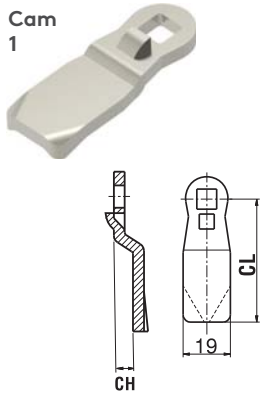
Cam 5



STOCK CODE	CC	CH	CL	LH:18.5 H	LH: 20 H	LH: 25 H
30402002	90	0	35	18.5	20	25
30402010	93	0	25	18.5	20	25
30402007	92	4	45	22.5	24	29
30402003	91	6	35	24.5	26	31
30402014	94	-4	45	14.5	16	21

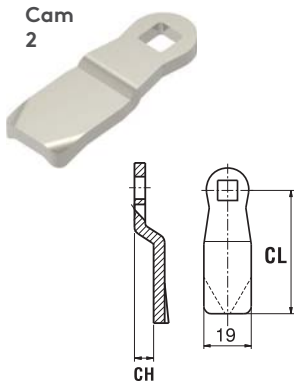
**STAINLESS STEEL CAMS**

**WITH STOPPER**



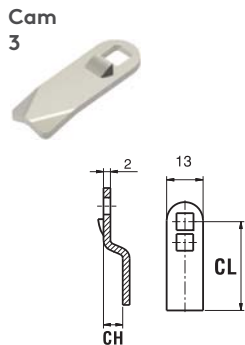
STOCK CODE	CC	CH	CL	LH:18 H	LH:18.5 H	LH:20 H	LH:22 H	LH:30 H	LH:32 H	LH:40 H	LH:50 H	LH:60 H
30405004	30	0	45	18	18.5	20	22	30	32	40	50	60
30405003	40	0	51	18	18.5	20	22	30	32	40	50	60
30405159	35	2	45	20	20.5	22	24	32	34	42	52	62
30405063	31	3	45	21	21.5	23	25	33	35	43	53	63
30405149	33	4	45	22	22.5	24	26	34	36	44	54	64
30405160	34	6	45	24	24.5	26	28	36	38	46	56	66
30405040	42	7	49	25	25.5	27	29	37	39	47	57	67
30405006	36	8	45	26	26.5	28	30	38	41	48	58	68
30405162	47	10	45	28	28.5	30	32	40	42	50	60	70
30405045	44	12	45	30	30.5	32	34	42	44	52	62	72

**WITHOUT STOPPER**



STOCK CODE	CC	CH	CL	LH:18.5 H	LH:20 H	LH:22 H	LH:25 H	LH:32 H
30405117	30	0	45	18.5	20	22	25	32
30405058	40	0	51	18.5	20	22	25	32
30405012	35	2	45	20.5	22	24	27	34
30405013	31	3	45	21.5	23	25	28	35
30405015	34	4	45	22.5	24	26	29	36
30405002	42	7	49	25.5	27	29	32	39
30405016	36	8	45	26.5	28	30	33	40
30405017	47	10	45	28.5	30	32	35	42
30405018	44	12	45	30.5	32	34	37	44

**WITH STOPPER**



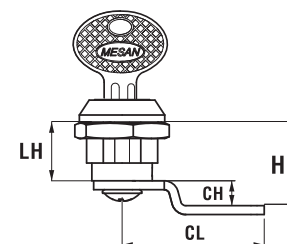
STOCK CODE	CC	CH	CL	LH:13.5 H
30405084	10	0	33	13.5
30405085	11	7	30	20.5
30405184	20	0	25	13.5
30405196	22	-6	25	7.5

## ADDITIONAL CAMS

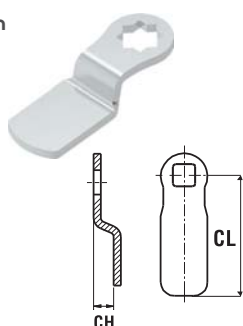
### LOCKS

H: Grip  
LH: Height of housing  
CL: Cam length  
CH: Cam height

GROUP CODE	050	150	250	072	066	166	366	566	057	055	165
LH	16.5 20 25 30	20	20	29	13.5	13.5	13.5	13.5	13.5	20 32	16
CAM	1-2	1	1	1	3	3	3	3	4	1	3

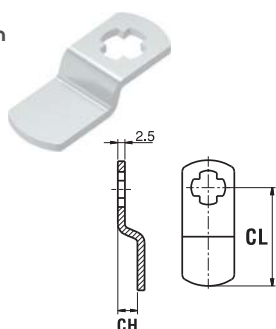


Cam 1

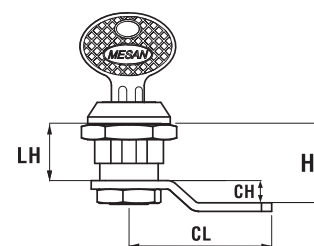


STOCK CODE	CC	CH	CL	LH:16.5 H	LH:20 H	LH:25 H	LH:29 H	LH:30 H	LH:32 H
30403124	50	0	43	16.5	20	25	29	30	32
31403010	56	0	23	16.5	20	25	29	30	32
31403011	30	0	33	16.5	20	25	29	30	32
30403157	57	3	48	19.5	23	28	32	33	35
30403125	51	7	40	23.5	27	32	36	37	39
30403110	52	10	37	26.5	30	35	39	40	42
30403111	53	14	33	30.5	34	39	43	44	46

Cam 2

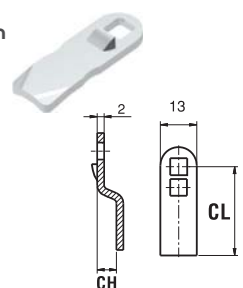


STOCK CODE	CC	CH	CL	LH:16.5 H
30403014	10	0	38	16.5
30403100	30	0	33	16.5
30403019	20	0	49	16.5
30403082	11	3	38	19.5
30403015	12	7	36	23.5
30403016	21	7	47	23.5
30403017	22	10	44	26.5
30403022	13	0	39	16.5

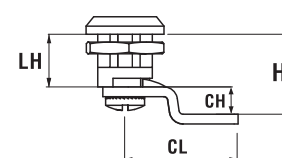


Hook cam (CC: 13)

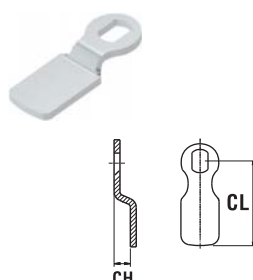
Cam 3



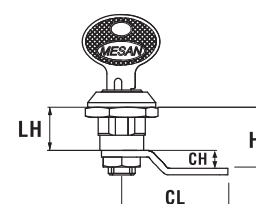
STOCK CODE	CC	CH	CL	LH:13.5 H	LH:16 H
30403084	10	0	33	13.5	16
30403184	20	0	25	13.5	16
30403183	21	6	25	19.5	22
30403085	11	7	30	20.5	23
30403196	22	-6	25	7.5	10



Cam 4



STOCK CODE	CC	CH	CL	LH:13 H
30403158	10	0	24	13
31403016	50	0	21	13
30403029	20	0	31	13
30403028	30	0	36	13
30403089	21	3	30	16
30403030	22	7	26	20
30403182	11	-3	28	10
30403058	40	0	31	13

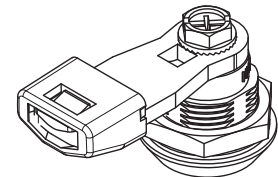
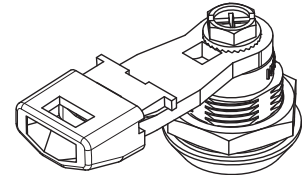
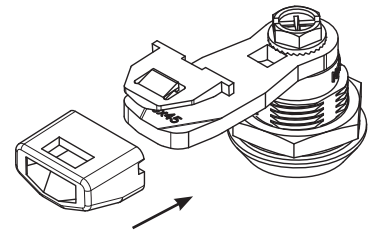
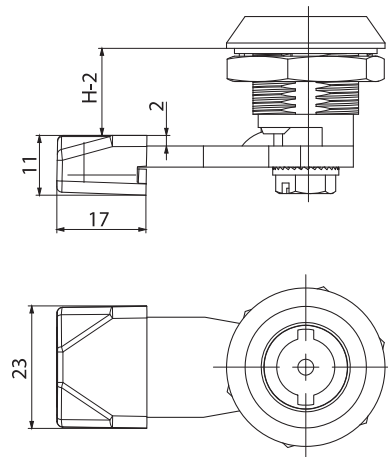


Hook cam (CC: 40)

# CAM ACCESSORIES

## SLIDE SHOE FOR CAM

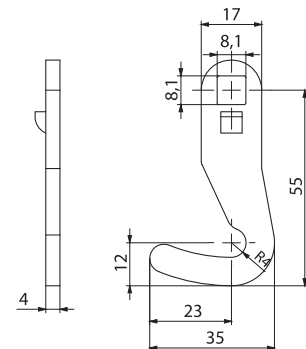
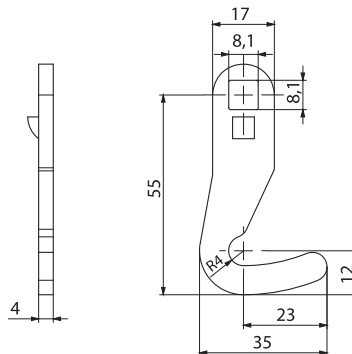
320.02.180



- Reduces the LH and H dimensions by 2 mm. Choose CH -2 mm for cam selection compared to unused

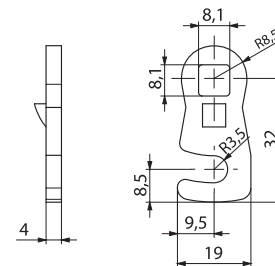
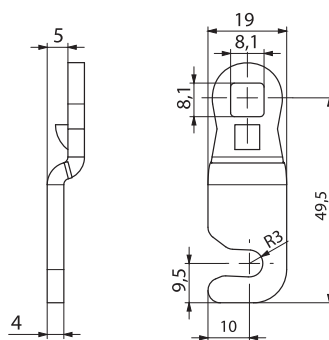
**MATERIAL**  
PA6 GFR 30

## HOOK CAMS



STOCK CODE	CC	CH	CL
30403485		0	55

STOCK CODE	CC	CH	CL
30403516		0	55



STOCK CODE	CC	CH	CL
30403672		-5	49

STOCK CODE	CC	CH	CL
30403712		0	32

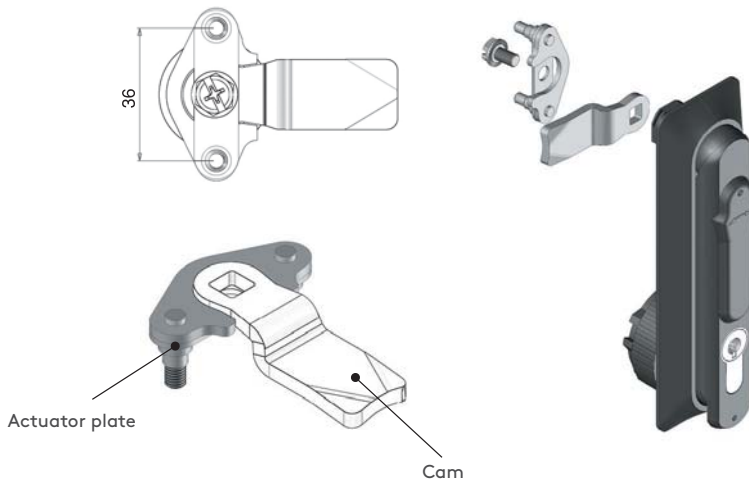
- With stopper

**MATERIAL**  
Steel

**FINISH**  
Zinc plated



ACTUATOR PLATE



30403499



- three-point locking actuator plate.

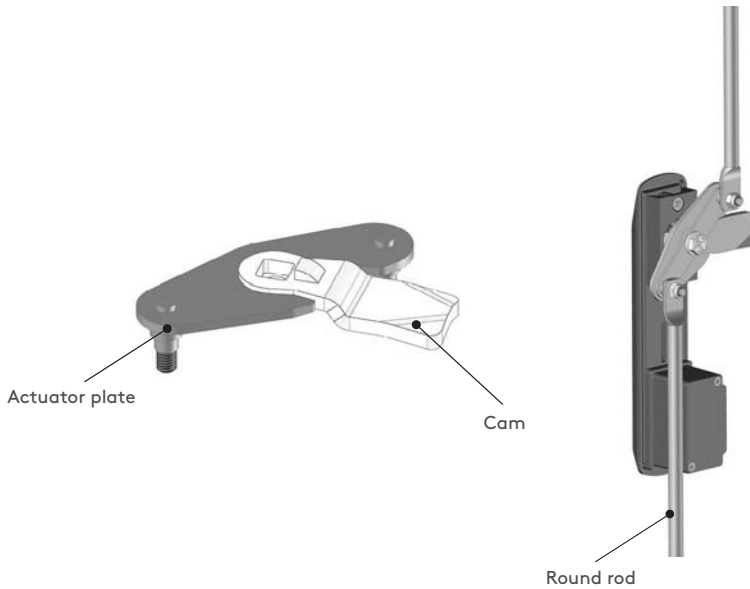
MATERIAL

Steel

FINISH

Zinc plated

ACTUATOR PLATE



Right hand

30403563

Left hand

30403632



- ⚠ **Note:** This plate is used for 501 swing handle (p.20)

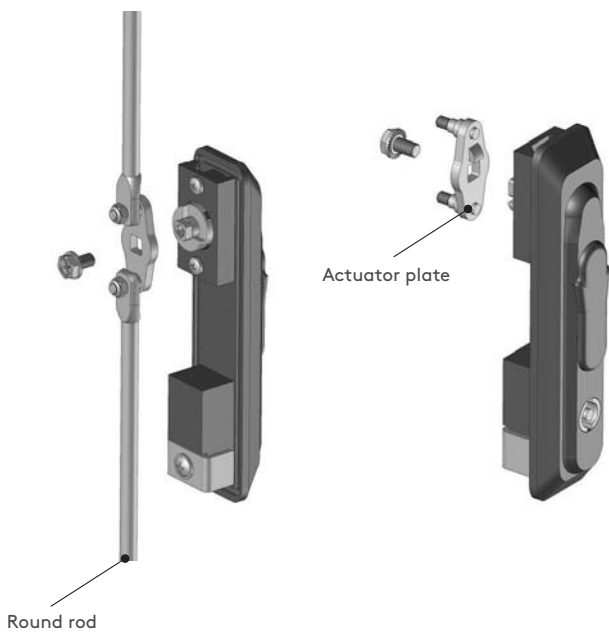
ACTUATOR PLATE

30403496



- 2-point locking actuator plate without stop lip.

30403495



- 22-point locking actuator plate with stop lip.

MATERIAL

Steel

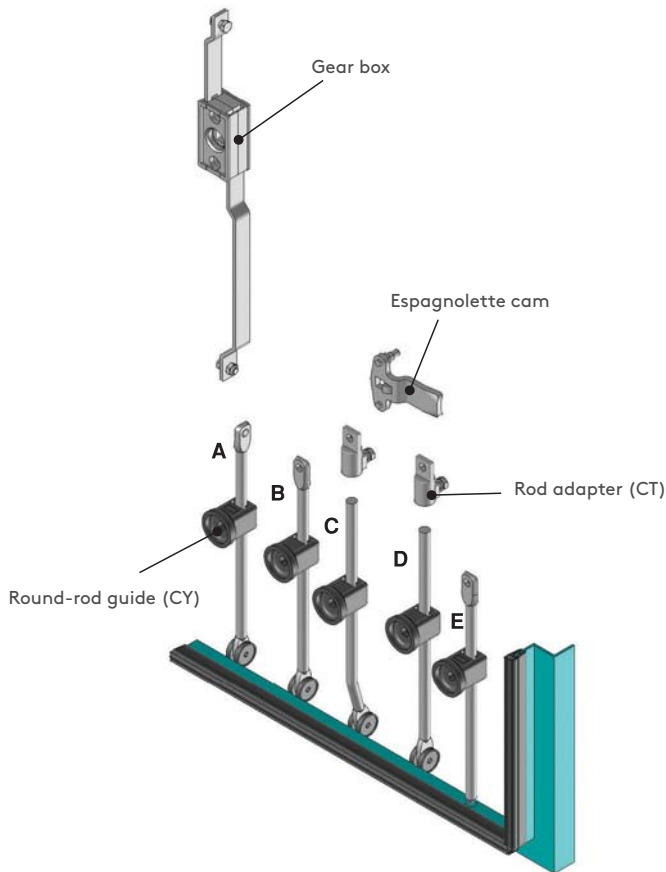
FINISH

Zinc plated

## Espagnolette round and flat rod applications and accessories

**IC**

▶ **ROUND-ROD APPLICATIONS**



Inside the gasketing applications

A - IC.4.L: Suitable for the gear-box applications. Rod adapter can not be used.

B - IC.3.L: Suitable for the espagnolette-cam applications. Rod adapter can not be used.

C - IC.6.L: Suitable for both gear-box and espagnolette-cam applications. Rod adapter can be used.

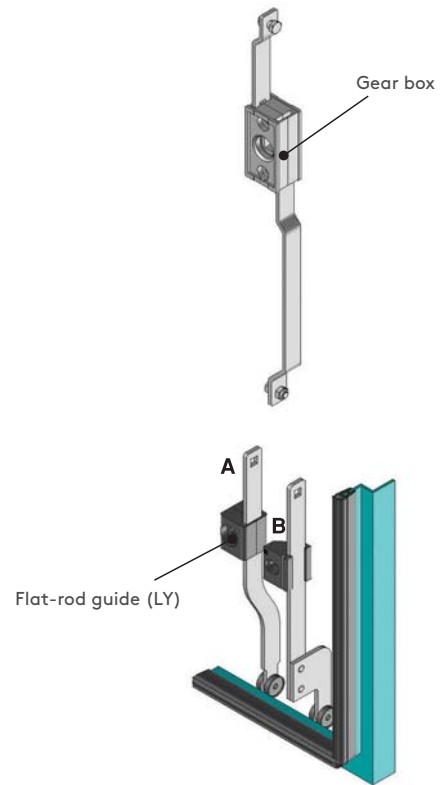
D- IC.2.L: Suitable for both gear-box and espagnolette-cam applications. Rod adapter can be used.

E- IC.1.L: Suitable for both gear-box and espagnolette-cam applications. Rod adapter can not be used. Alternative locking achievable with locking hole.

- Different rod-lengths are available. Please check the next pages
- Round-rod guide must be used for all applications. Please check the accessory pages

**IL**

▶ **FLAT-ROD APPLICATIONS**



Inside the gasketing applications

A - IL.1.h.1020: Suitable for the gear box applications. Two height (h) alternatives are available.

B - IL.2.h.1020 Suitable for the gear-box applications. Four height (h) alternatives are available.

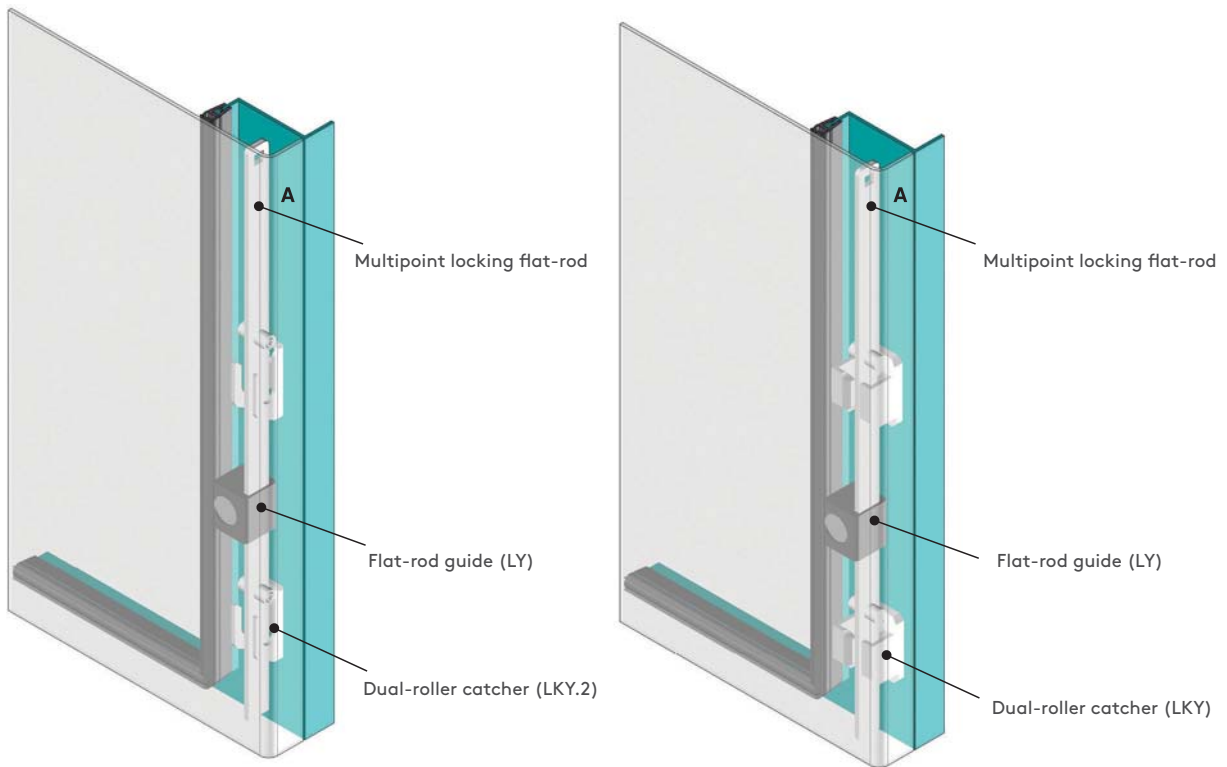
- Flat-rod guide must be used for all espagnolette flat-rod applications. Please check the accessory pages
- Standard flat-rod length is 1020mm



Flat rod applications for multipoint locking and accessories.

ILP

► MULTIPOINT LOCKING FLAT-ROD APPLICATIONS



Outside the gasketing applications

A - ILP.1.575 Suitable for out-of-gasket locks

- Flat-rod guide and dual-roller catcher must be used for all espagnolette flat-rod applications. Please check the accessory pages

# ▶ ROUND-ROD ACCESSORIES

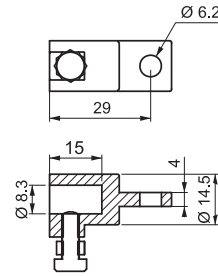
## ROD ADAPTER

CT



**MATERIAL**  
Zinc Alloy DIN-EN 1774-ZnAl4Cu1

**FINISH**  
Zinc plated



## ROD ADAPTER

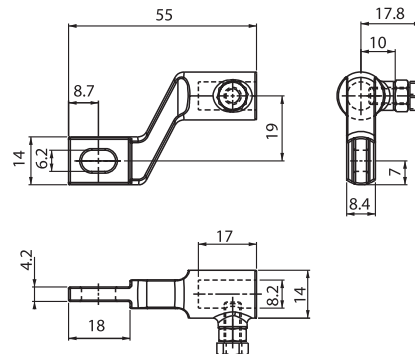
CT.2



• For horizontal application

**MATERIAL**  
Zinc Alloy DIN-EN 1774-ZnAl4Cu1

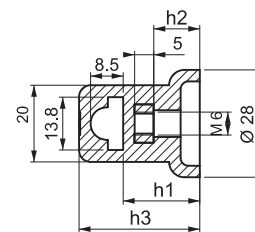
**FINISH**  
Zinc plated



## ROUND-ROD GUIDE



**MATERIAL**  
Polyamide PA6 GFR 30



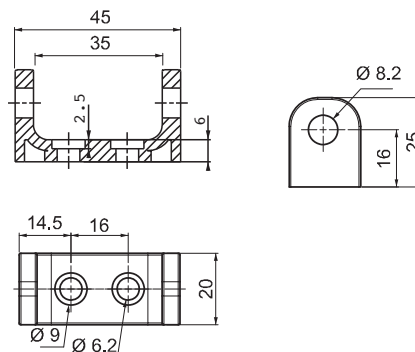
H1	H2	H3	FIXING SCREW	PRODUCT CODE
20	12	32	M6 X 16	CY.1.20
24	16	36	M6 X 20	CY.1.24
26	18	38	M6 X 22	CY.1.26

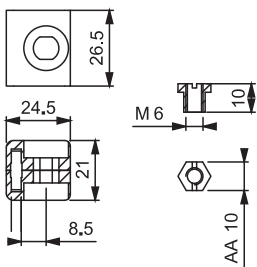


CY.2



**MATERIAL**  
Delrin





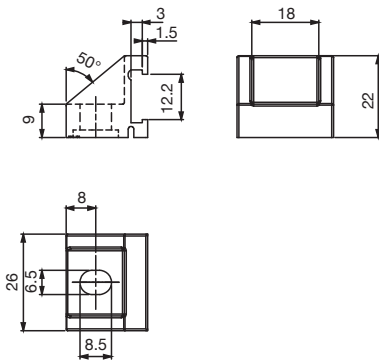
LY

FLAT ROD GUIDE



**MATERIAL**

BODY: Polyamide PA6 GFR 30  
NUT: Steel



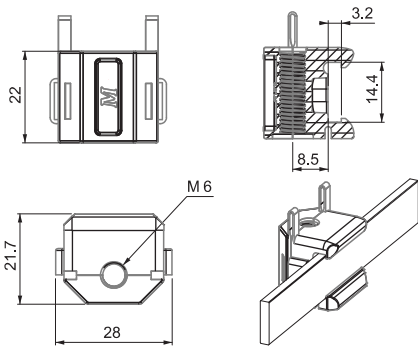
LY.2

FLAT-ROD GUIDE



**MATERIAL**

Polyamide PA6 GFR 30



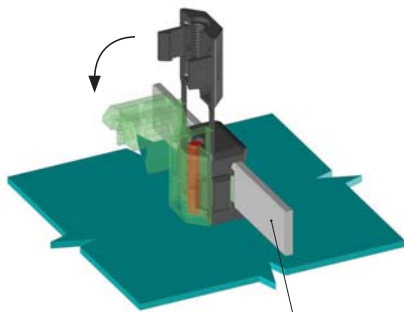
LY.3

FLAT ROD GUIDE (Easy fixing)



**MATERIAL**

Polyamide PA6 GFR 30



FLAT ROD

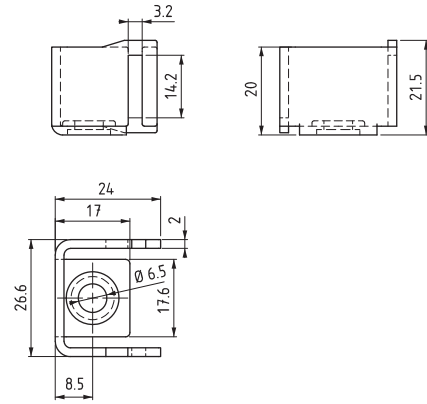
# ▶ FLAT-ROD ACCESSORIES

## FLAT-ROD GUIDE

LY.4.0



**MATERIAL**  
Stainless Steel

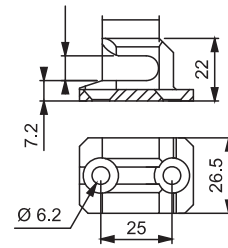


## DUAL - ROLLER CATCHER

LKY



**MATERIAL**  
Zinc Alloy DIN-EN 1774-ZnAl4Cu1  
**FINISH**  
Zinc Plated



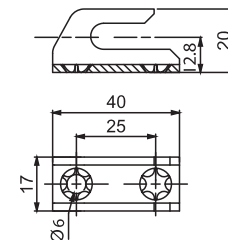
## DUAL - ROLLER CATCHER

LKY.2



**MATERIAL**  
Steel

**FINISH**  
Zinc plated

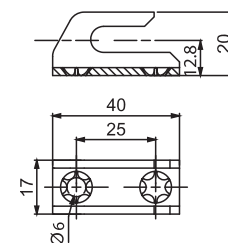


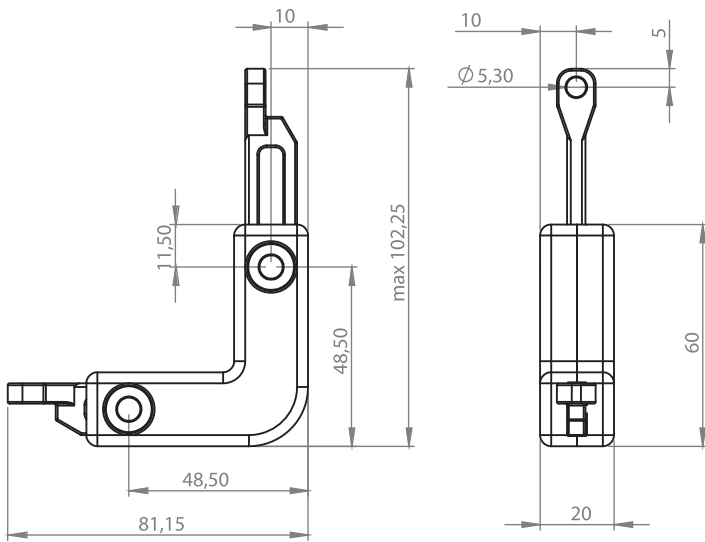
## DUAL - ROLLER CATCHER

LKY.2.4.0



**MATERIAL**  
Stainless Steel





RCC

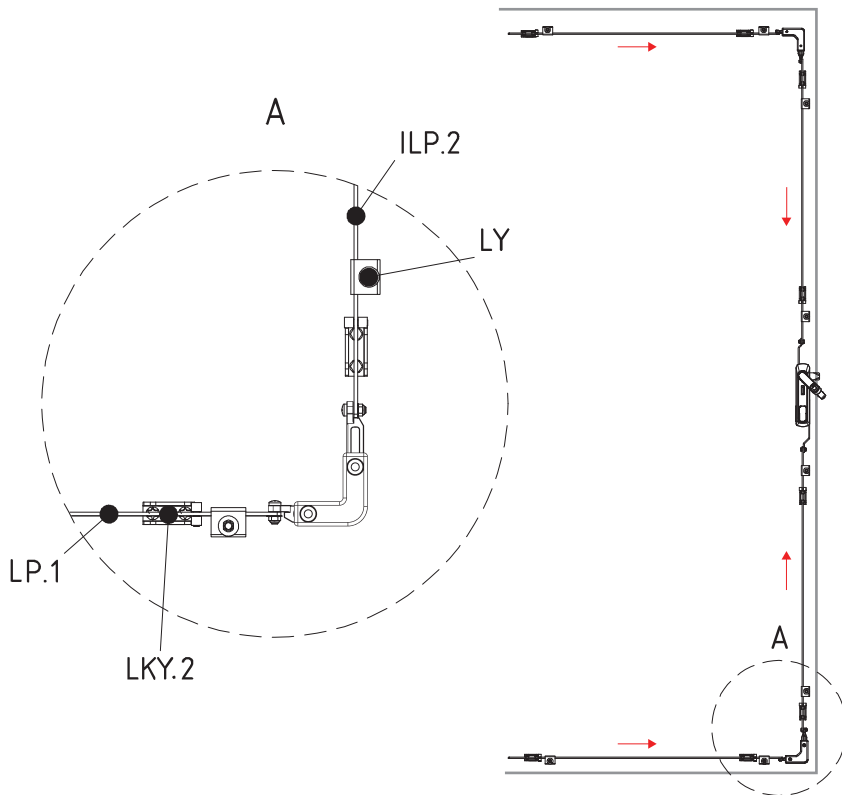
ROD CORNER CONTROL



- Used to convert the vertical movement of the flat rods to horizontal movement
- 8 point locking is possible for security reasons

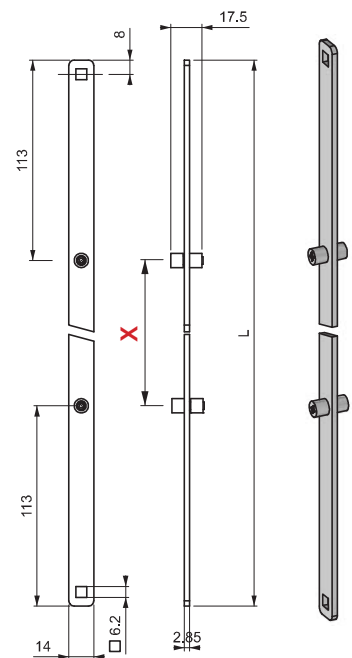
MATERIAL

BODY: Polyamide PA6 GFR 30  
RODS: Zinc Alloy DIN-EN 1774-ZnAl4Cu1



ILP

MULTIPOINT LOCKING FLAT ROD



PRODUCT CODE



GROUP CODE    VERSION    LENGTH BETWEEN PINS

Please specify for different 'X' length

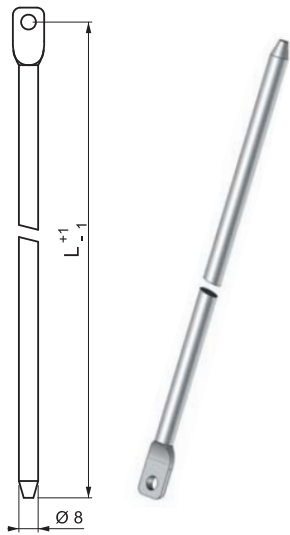
MATERIAL

Steel

FINISH

Zinc Plated

# ▶ ROUND RODS



**V : 1**

L mm	PRODUCT CODE
400	IC 1-400
500	IC 1-500
600	IC 1-600
700	IC 1-700
800	IC 1-800
900	IC 1-900
1000	IC 1-1000

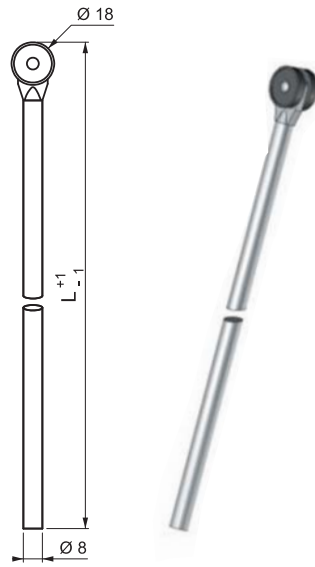
**Application:**

- With gear-box locks
- Locks with three-point cam



**Accessories:**

- Round-rod guide (CY)



**V : 2**

L mm	PRODUCT CODE
400	IC 2-400
500	IC 2-500
600	IC 2-600
700	IC 2-700
800	IC 2-800
900	IC 2-900
1000	IC 2-1000

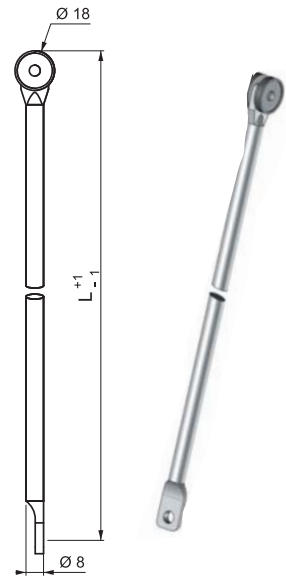
**Application:**

- With gear-box locks
- Locks with three-point cam



**Accessories:**

- Round-rod guide (CY)
- Rod adapter (CT)



**V : 3**

L mm	PRODUCT CODE
400	IC 3-400
500	IC 3-500
600	IC 3-600
700	IC 3-700
800	IC 3-800
900	IC 3-900
1000	IC 3-1000

**Application:**

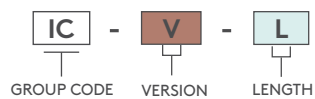
- Locks with three-point cam



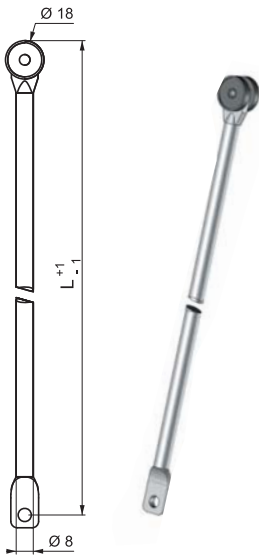
**Accessories:**

- Round-rod guide (CY)
- Stainless steel version: page 430

**PRODUCT CODE**



For different 'L' lengths, please contact Essentra



**V : 4**

L mm	PRODUCT CODE
400	IC 4-400
500	IC 4-500
600	IC 4-600
700	IC 4-700
800	IC 4-800
900	IC 4-900
1000	IC 4-1000

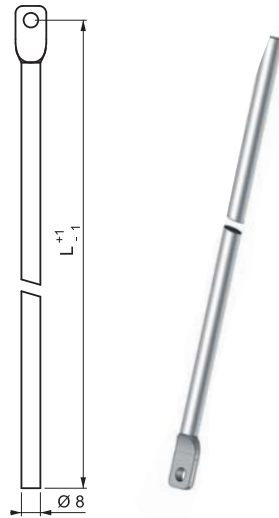
Application:

- With gearbox locks



Accessories:

- Round-rod guide (CY)



**V : 5**

L mm	PRODUCT CODE
400	IC 5-400
500	IC 5-500
600	IC 5-600
700	IC 5-700
800	IC 5-800
900	IC 5-900
1000	IC 5-1000

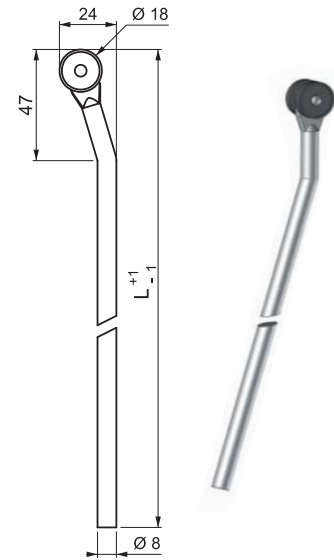
Application:

- With gear-box locks
- Locks with three-point cam



Accessories:

- Round-rod guide (CY)

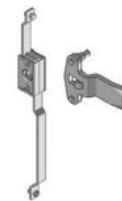


**V : 6**

L MM	PRODUCT CODE
400	IC 6-400
500	IC 6-500
600	IC 6-600
700	IC 6-700
800	IC 6-800
900	IC 6-900
1000	IC 6-1000

Application:

- With gear-box locks
- Locks with three-point cam

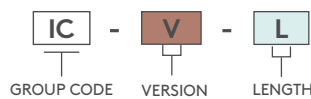


Accessories:

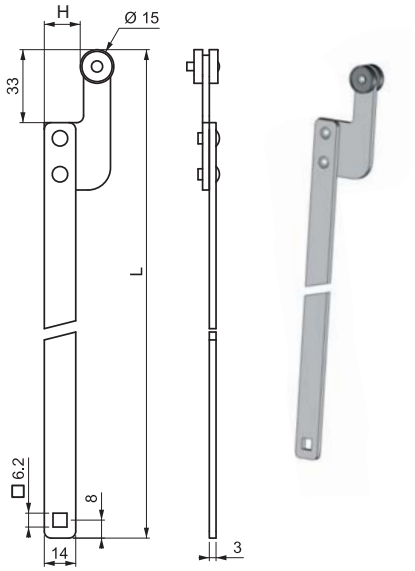
- Round-rod guide (CY)
- Rod adapter (CT)

- Stainless steel version: page 430

PRODUCT CODE



For different 'L' lengths, please contact Essentra



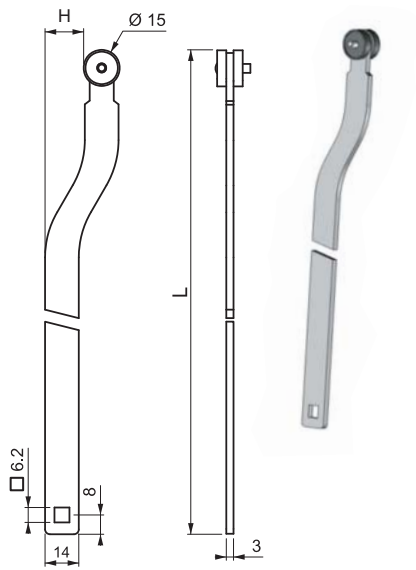
**V** : 1

H mm	L mm	PRODUCT CODE
27	1020	IL 1-27-1020
13	1020	IL 1-13-1020

**Application:**  
 • With gear-box locks



**Accessories:**  
 • Flat-rod guide (LY)



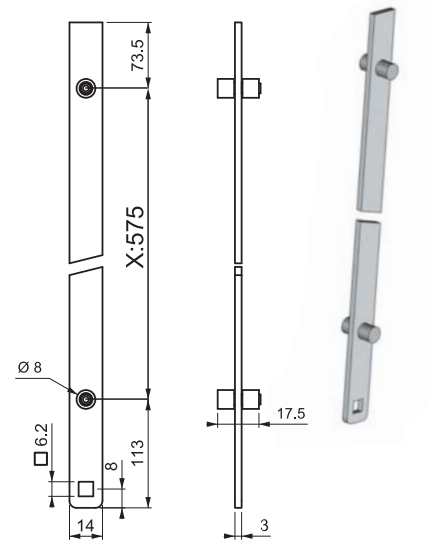
**V** : 2

H mm	L mm	PRODUCT CODE
21	1020	IL 2-21-1020
16	1020	IL 2-16-1020

**Application:**  
 • With gear-box locks



**Accessories:**  
 • Flat-rod guide (LY)



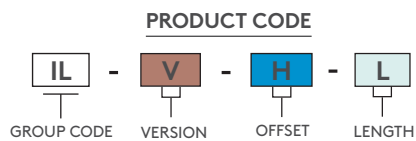
**V** : 3

X mm	PRODUCT CODE
575	ILP 1-575

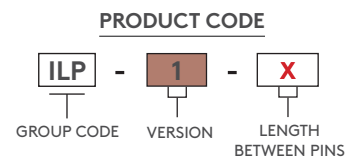
**Application:**  
 • With gear-box locks



**Accessories:**  
 • Flat-rod guide (LY)  
 • Dual-roller catcher (LKY)  
 • Stainless steel version:  
 page 431



For different 'L' lengths, please contact Essentra Components

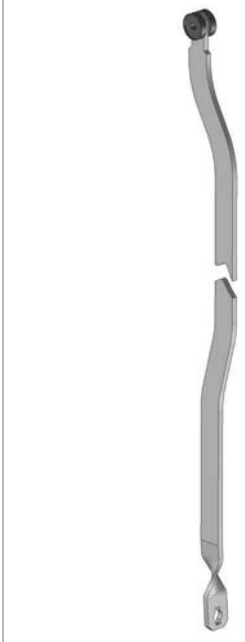
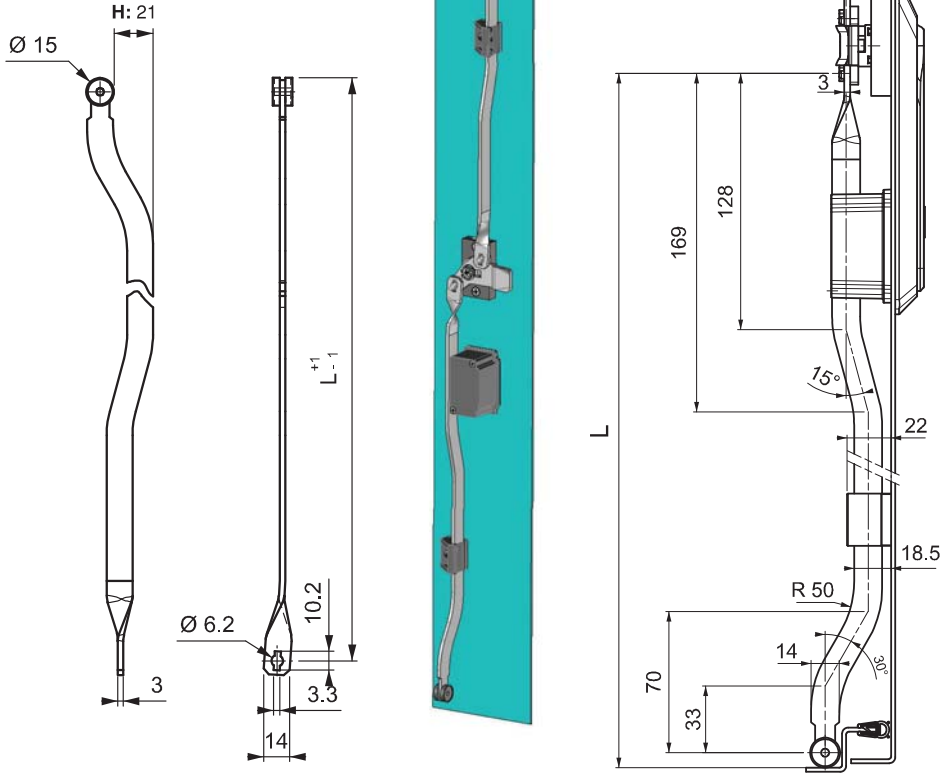


Please specify for different 'X' length



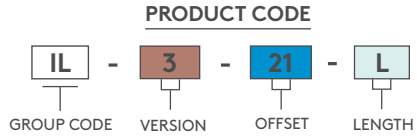


FLAT ROD



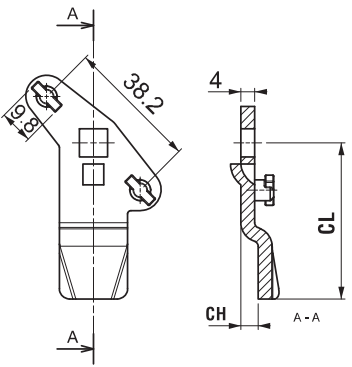
• T-shape rivets on cam provide easy assembly of rods.

**MATERIAL**  
Steel  
**FINISH**  
Zinc plated



Please specify for different 'L' length

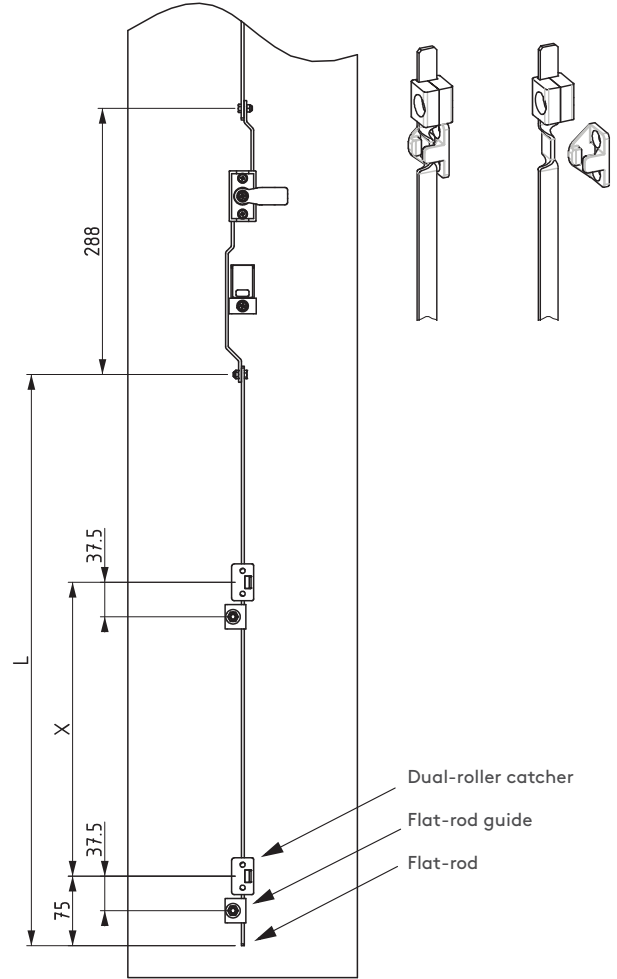
3-POINT CAM



STOCK CODE	CH	CL
34003591	5	45
34003592	20	45



**FLAT ROD**



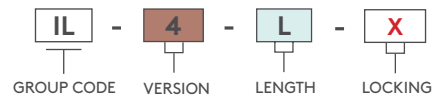
**MATERIAL**  
Steel

**FINISH**  
Zinc plated

**DUAL-ROLLER CATCHER**

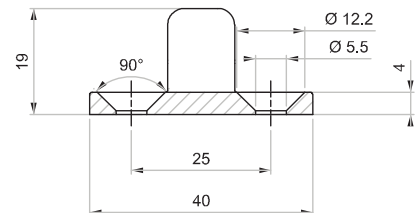
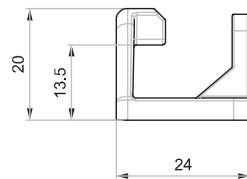
**LKY.3**

**PRODUCT CODE**



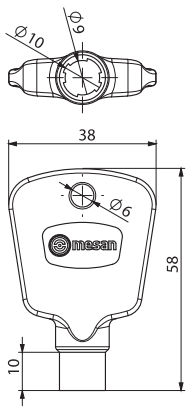
**MATERIAL**  
Zinc Alloy DIN-EN 1774-ZnAl4Cu1


**FINISH**  
Zinc plated

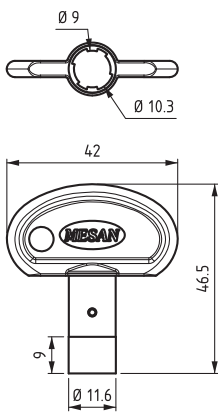
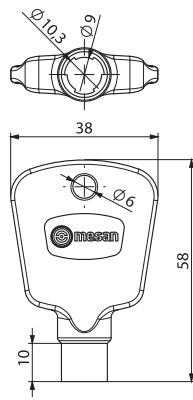




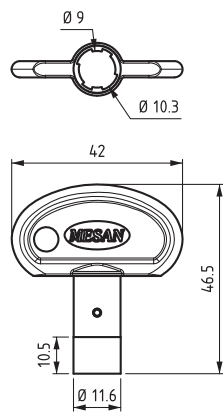
 **Note:** Suitable for 040 & 540 compression locks



 **Note:** Suitable for 140 compression lock



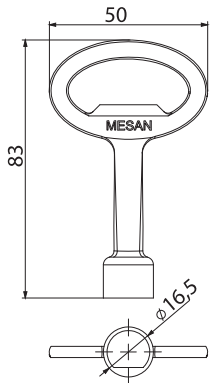
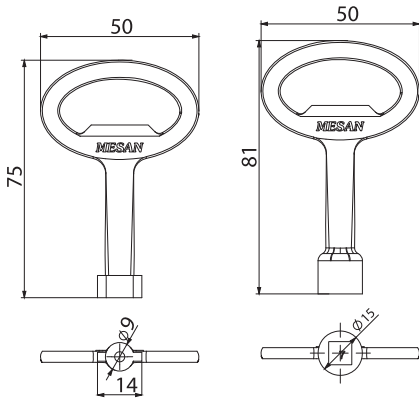
Chrome plated: **369.1.1**  
Black coated : **369.1.2**



Chrome plated: **469.1.1**  
Black coated : **469.1.2**

METAL KEY LONG

368



**MATERIAL**  
Zinc Alloy DIN-EN 1774-ZnAl4Cu1

**FINISH**  
Chrome plated



**368-13**  
3 mm Double bit

**368-15**  
5 mm Double bit

**368-26**  
6 mm Square

**368-27**  
7 mm Square

**368-28**  
8 mm Square



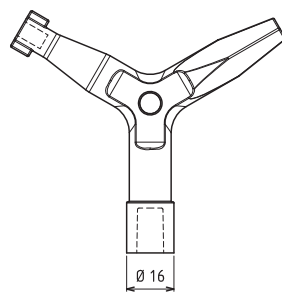
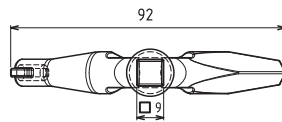
**368-37**  
7 mm Triangular

**368-38**  
8 mm Triangular

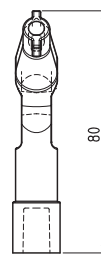
**368-39**  
9 mm Triangular

**368-91**  
Eastern

**368-68**  
8 mm Hexagon  
High security



Double bit, Square, Railway



**568.1.3**  
Multiple key

267

METAL KEY SHORT



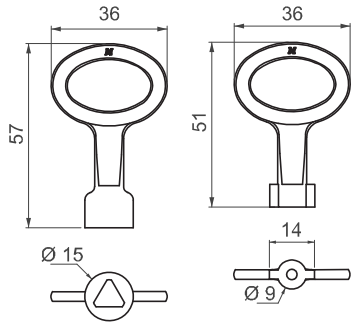
**267-13**  
3 mm Double bit

**267-15**  
5 mm Double bit

**267-26**  
6 mm Square

**267-27**  
7 mm Square

**267-28**  
8 mm Square



Driver

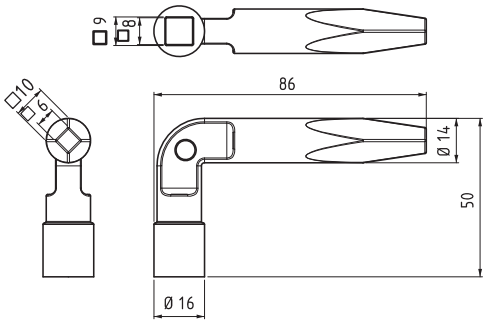


**267-37**  
7 mm Triangular

**267-38**  
8 mm Triangular

**267-39**  
9 mm Triangular

**MATERIAL**  
Zinc Alloy DIN-EN 1774-ZnAl4Cu1  
**FINISH**  
Chrome plated



Square, Railway






# LATCHES/LOCKS



## QUARTER-TURN LATCHES

GROUP CODE	PRODUCT NAME
360	QUARTER TURN – SPRING LOADED
060	QUARTER TURN – SPRING LOADED
062	QUARTER TURN – WING KNOB
362	QUARTER TURN – WING KNOB
562	PADLOCKABLE – WING KNOB
262	PADLOCKABLE – WING KNOB
662	QUARTER TURN - PADLOCKABLE
211	PADLOCKABLE - 'L' HANDLE
960	QUARTER TURN - MODULER HANDLE
361	SECURE QUARTER TURN
461	SECURE QUARTER TURN
560	QUARTER TURN – EASY FIXING
660	QUARTER TURN – EASY FIXING
661	QUARTER TURN – EASY FIXING
761	QUARTER TURN – EASY FIXING
760	QUARTER TURN – SPRING LOADED
561	KNOB LATCH (Plastic)
161	KNOB LATCH (Plastic)
261	KNOB LATCH (Plastic)
160	QUARTER TURN – SPRING CAM
260	QUARTER TURN – PADLOCKABLE
162	LEVER LOCK CAM LATCH
060 AX	ACCESSORIES
064	STEPPED COVER LATCH
064	QUARTER TURN – SPRING LOADED
064	QUARTER TURN – WING KNOB
040	COMPRESSION LATCH
140	MINI COMPRESSION LATCH
045	COMPRESSION - SPRING LATCH
366	MINI QUARTER TURN – EASY FIXING
566	MINI QUARTER TURN – EASY FIXING
066	MINI QUARTER TURN – SPRING LOADED
266	MINI QUARTER TURN – SPRING LOADED
166	MINI QUARTER TURN – WING KNOB
050	CAM LATCH – BALL
055	PADLOCKABLE – KNOB
350	QUARTER TURN LATCH
203	QUARTER TURN WING KNOB
103	QUARTER TURN LATCH
203	QUARTER TURN LATCH



PAGE

196  
197  
198  
199  
200  
201  
202 - 203  
204  
205  
206  
207  
208  
209  
210  
211  
212  
231  
214  
215  
216  
217  
218  
219 - 121  
224  
225  
226 - 227  
228 - 229  
230  
231  
234  
235  
236  
237  
238  
239  
240 - 241  
242  
243  
244  
245



p197



p199



p215




p228


# ▶ QUARTER-TURN LATCHES


M	F	
1	1	Zinc Alloy/chrome plated
1	2	Zinc Alloy/black coated
2	0	Polyamide/No finish


**M** MATERIAL      **F** FINISH      **DD** DRIVER/TOOL CODE


## DRIVERS/TOOLS


3 mm Double bit		M	F	Stock code
DD		1	1	30101127
		1	2	30101126
		2	0	30102012


5 mm Double bit		M	F	Stock code
DD		1	1	30101099
		1	2	30101125
		2	0	30102001


8 mm Square		M	F	Stock code
DD		1	1	30101113
		1	2	30101065
		2	0	30102011


6 mm Square		M	F	Stock code
DD		1	1	30101058
		1	2	30101139
		2	0	30102009


7 mm Square		M	F	Stock code
DD		1	1	30101039
		1	2	30101138
		2	0	30102010


9 mm Triangular		M	F	Stock code
DD		1	1	30101066
		1	2	30101140
		2	0	30102007


7 mm Triangular		M	F	Stock code
DD		1	1	30101124
		1	2	30101120
		2	0	30102008

8 mm Triangular		M	F	Stock code
DD		1	1	30101114
		1	2	30101064
		2	0	30102006


Slot		M	F	Stock code
DD		1	1	30101636
		1	2	30101637
		2	0	•


Slot (2x4)		M	F	Stock code
DD		1	1	30101146
		1	2	30101149
		2	0	30102005


8 mm Square Slot		M	F	Stock code
DD		1	1	30101175
		1	2	30101176
		2	0	•


10 mm Hexagon female		M	F	Stock code
DD		1	1	30101169
		1	2	30101170
		2	0	•


8 mm Hexagon female		M	F	Stock code
DD		1	1	30101195
		1	2	30101196
		2	0	•

5x10 Slot		M	F	Stock code
DD		1	1	30101188
		1	2	30101189
		2	0	•


6 mm Square		M	F	Stock code
DD		1	1	30101173
		1	2	30101174
		2	0	•

Railway		M	F	Stock code
DD		1	1	30101171
		1	2	30101172
		2	0	•

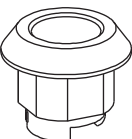
Eastern		M	F	Stock code
DD		1	1	30101177
		1	2	30101178
		2	0	•

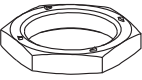
Tork (T-30)		M	F	Stock code
DD		1	1	30101213
		1	2	•
		2	0	•

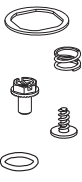
11 mm Hexagon male		M	F	Stock code
DD		1	1	30101675
		1	2	30101676
		2	0	•

Fiat		M	F	Stock code
DD		1	1	30101677
		1	2	30101678
		2	0	•

## HOUSING, NUT, SEALING WASHER, SPRING, SCREW, O-RING

Housing		M	F	Stock code
		1	1	30301019
		1	2	30301035
		1	1	*30301226
		1	2	*30301283
		2	0	30302061

Nut		M	F	Stock code
		1	1	30501015
		2	0	30502002

	Sealing Washer	30802021
	Spring	30703001
	Screw (6x10 Kombi)	30603002
	Screw (5x11 RYSB)	30603055
	O'Ring (IP 65)	30802002

\* Suitable for Railway driver

Note: Consult Essentra for Details



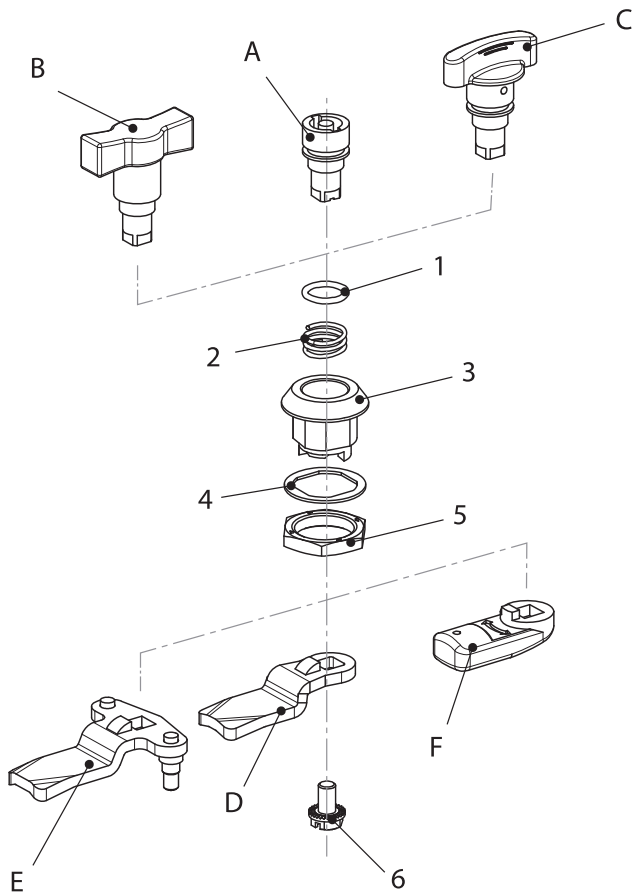


ASSEMBLY

QUARTER-TURN LATCHES

060, 062, 362

Zinc Alloy

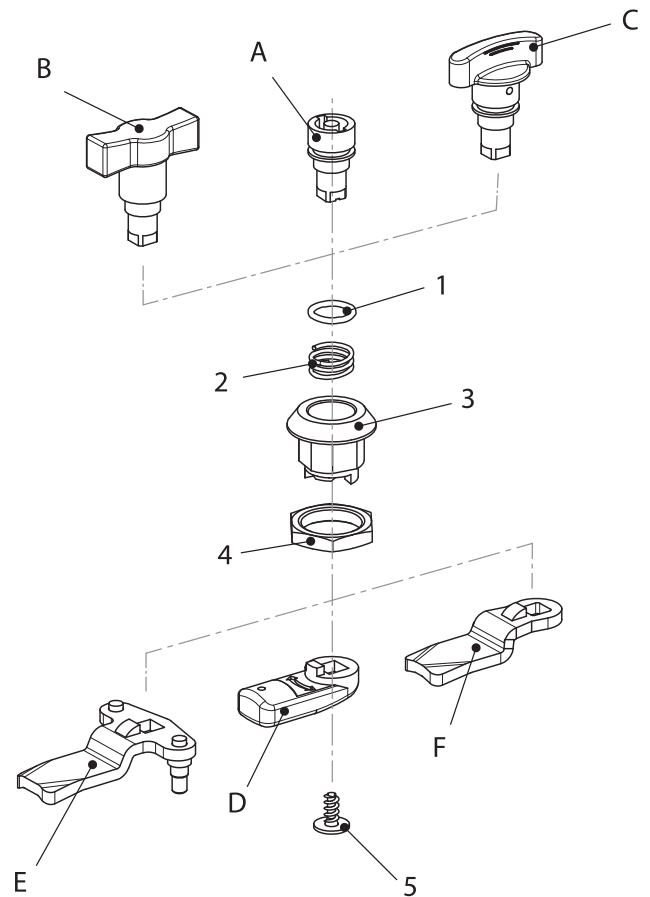


A : Driver/Tool (060 system), Zinc Alloy  
 B : Knob (062 system), Zinc Alloy  
 C : Knob (362 system), Zinc Alloy

1 : O-ring (IP 65)  
 2 : Spring  
 3 : Housing (Ø 30), Zinc Alloy  
 4 : Sealing washer  
 5 : Nut, Zinc Alloy  
 6 : Screw (6x10 Kombi)

D : Cam  
 E : Espagnolette cam  
 F : Plastic cam

Plastic



A : Driver (060 system), Plastic  
 B : Knob (062 system), Plastic  
 C : Knob (362 system), Plastic

1 : O-ring (IP 65)  
 2 : Spring  
 3 : Housing (Ø 28), Plastic  
 4 : Nut, Plastic  
 5 : Screw (5x11 RYSB)

D : Plastic cam  
 E : Espagnolette cam  
 F : Cam

# ▶ QUARTER-TURN LATCHES

## QUARTER TURN – SPRING LOADED

**360**



- RoHS
- IP 65  
NEMA 4
- 
- 

- Special clip for grounding
- Specially designed internal spring provides 1.5 mm of compression
- Cam does not rotate beyond quarter turn due to stop lip

**MATERIAL**

HOUSING: Zinc Alloy DIN-EN 1774-ZnAl4Cu1

DRIVER/TOOL: Zinc Alloy DIN-EN 1774-ZnAl4Cu1

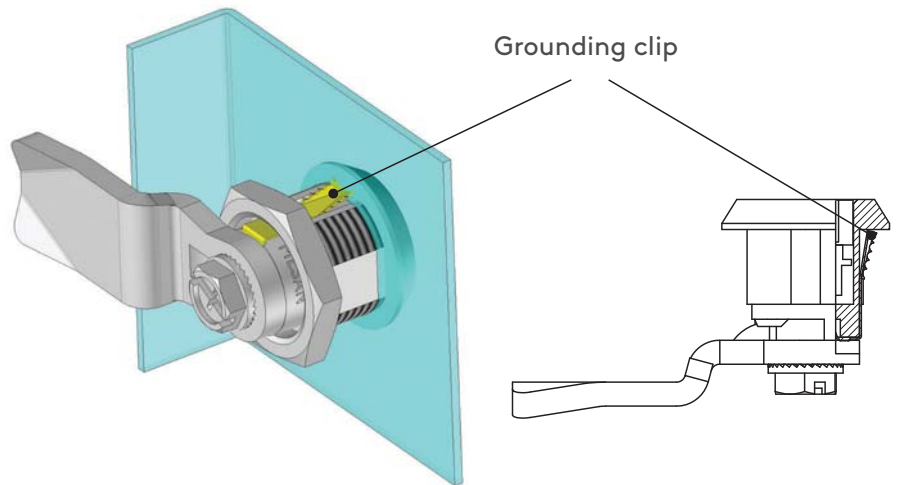
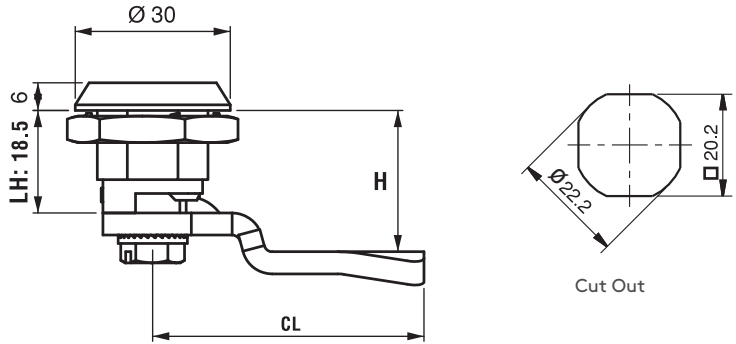
CAM: Steel or Plastic

GASKET: Rubber

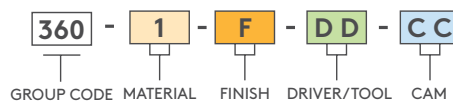
GROUNDING CLIP: Stainless steel

**FINISH**

Chrome or Black coated

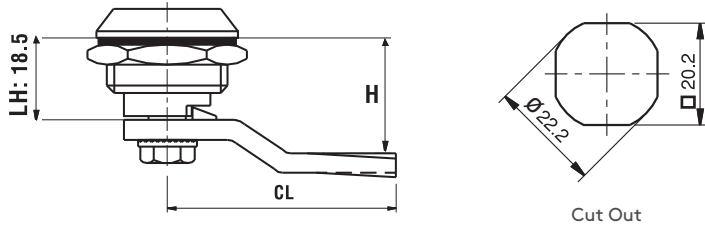


**PRODUCT CODE**



MATERIAL		M	FINISH		F
Zinc Alloy		1	Chrome		1
			Black coated		2

v



**060 1-1-DD-CC**  
Zinc Alloy – Chrome



**060 1-2-DD-CC**  
Zinc Alloy Black Coated



**060 2-0-DD-CC**  
Plastic



**060**

**QUARTER TURN –  
SPRING LOADED**



- Stainless steel version: page: 466
- Specially designed internal spring provides 1.5 mm of compression
- Cam does not rotate beyond quarter turn due to stop lip

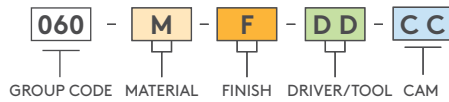
HOUSING: Zinc Alloy DIN-EN 1774-ZnAl4Cu1 or PA6 GFR 30

DRIVER/TOOL: Zinc Alloy DIN-EN 1774-ZnAl4Cu1 or PA6 GFR 30

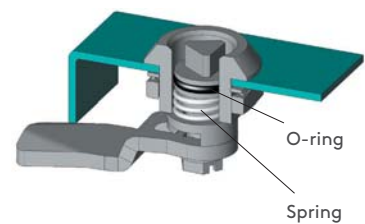
CAM: Steel or Plastic  
GASKET: Rubber

**FINISH**  
Chrome or Black coated

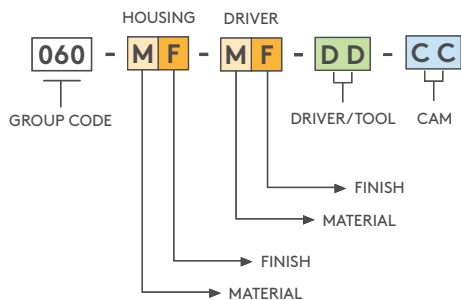
**PRODUCT CODE**



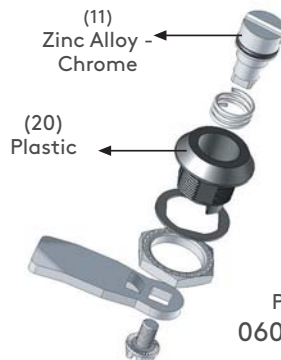
MATERIAL	M	FINISH	F
Zinc Alloy	1	Chrome	1
		Black coated	2
Plastic	2	No finish	0



For mixed material and finish latch orders, please use the following coding system:



**EXAMPLE**



PRODUCT CODE  
**060 20-11-42-40-1**




- For cams please check pages: 170 - 171
- For rods please check pages: 178 - 188
- For keys please check pages: 189 - 191

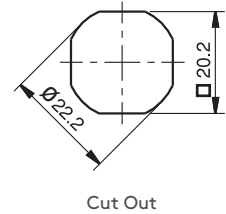
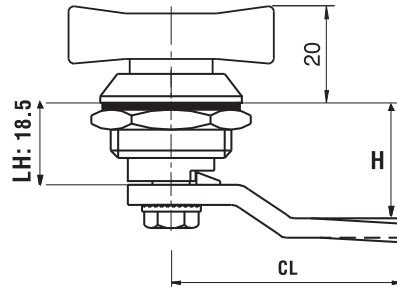
# ▶ QUARTER-TURN LATCHES

## QUARTER TURN – WING KNOB

062



-  RoHS
-  IP 65  
NEMA 4
- 



- Wing operates latch and serves as knob

### MATERIAL

HOUSING: Zinc Alloy DIN-EN 1774-ZnAl4Cu1 or PA6 GFR 30

KNOB: Zinc Alloy DIN-EN 1774-ZnAl4Cu1 or PA6 GFR 30

CAM: Steel or Plastic  
GASKET: Rubber

### FINISH

Chrome or Black coated

**062 1-1-CC**  
Zinc Alloy Chrome



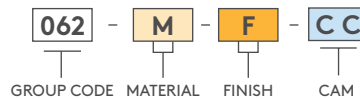
**062 1-2-CC**  
Zinc Alloy Black Coated



**062 2-0-CC**  
Plastic

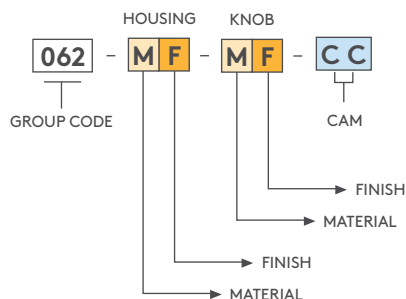


### PRODUCT CODE

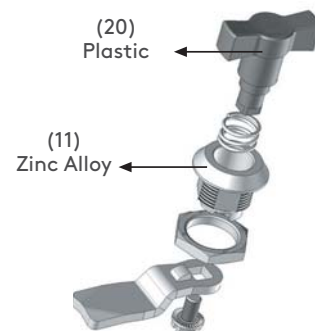


MATERIAL		M	FINISH		F
Zinc Alloy		1	Chrome		1
			Black coated		2
Plastic		2	No finish		0



For mixed material and finish latch orders, please use the following coding system:



### EXAMPLE



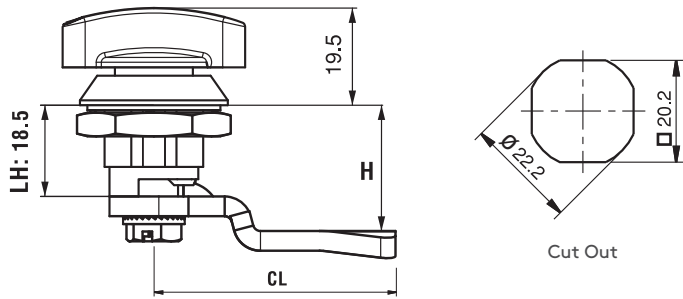
PRODUCT CODE  
**062 11-20-42**

-  For cams please check pages: 170 - 171
-  For rods please check pages: 178 - 188



**362**

**QUARTER TURN – WING KNOB**



- RoHS
- IP 65 NEMA 4



• Wing operates latch and serves as knob

**MATERIAL**

**HOUSING:** Zinc Alloy DIN-EN 1774-ZnAl4Cu1 or PA6 GFR 30  
**KNOB:** Zinc Alloy DIN-EN 1774-ZnAl4Cu1 or PA6 GFR 30  
**CAM:** Steel or Plastic  
**GASKET:** Rubber

**FINISH**

Chrome or Black coated

**362 1-1-CC**  
Zinc Alloy Chrome



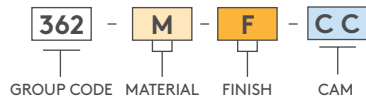
**362 1-2-CC**  
Zinc Alloy Black Coated



**362 2-0-CC**  
Plastic

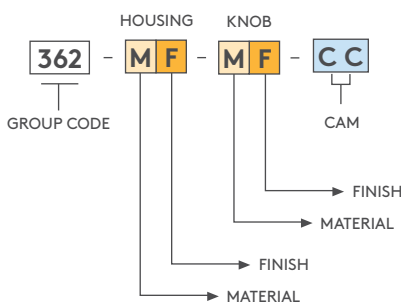


**PRODUCT CODE**

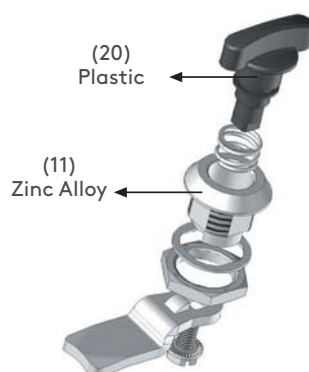


MATERIAL	M	FINISH	F
Zinc Alloy	1	Chrome	1
Plastic	2	Black coated	2
		No finish	0

For mixed material and finish latch orders, please use the following coding system:



**EXAMPLE**



PRODUCT CODE  
**362 11-20-42**

- For cams please check pages: 170 - 171
- For rods please check pages: 178 - 188

# ▶ QUARTER-TURN LATCHES

## PADLOCKABLE WING KNOB

562



- **Stainless Steel version: page 438**
- Maximum shackle diameter is 10 mm for 11 mm hole
- Maximum shackle diameter is 6 mm for 8.5 mm hole

### MATERIAL

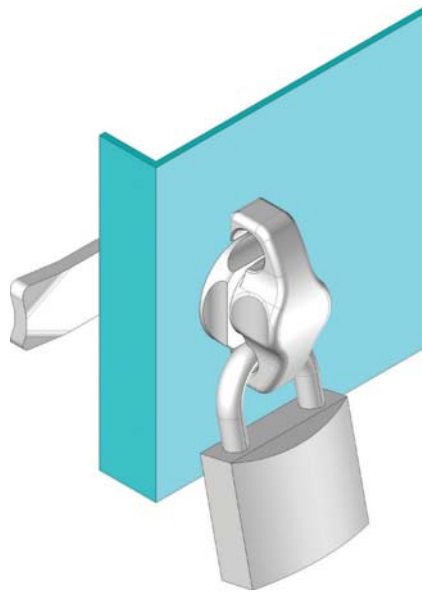
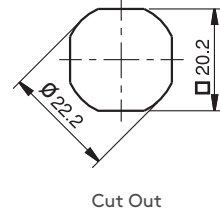
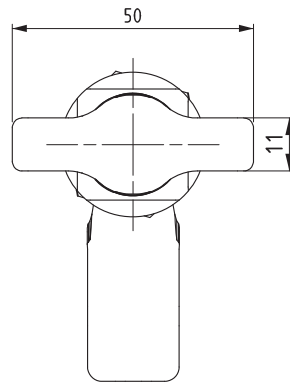
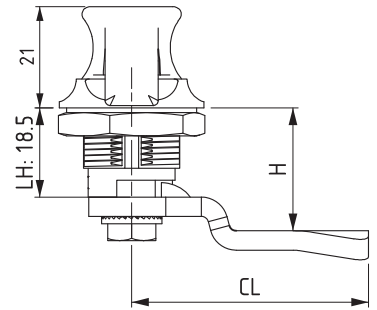
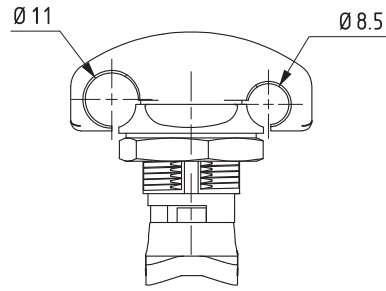
HOUSING: Zinc Alloy DIN-EN 1774-ZnAl4Cu1

KNOB: Zinc Alloy DIN-EN 1774-ZnAl4Cu1

CAM: Steel

### FINISH

Chrome or Black coated



For cams please check pages: 170 - 171

For rods please check pages: 178 - 188

FINISH	F
Chrome	1
Black coated	2

### PRODUCT CODE

562 - F - CC  
 GROUP CODE FINISH CAM



262

PADLOCKABLE WING KNOB

-  RoHS
- 
- 
- 
- 



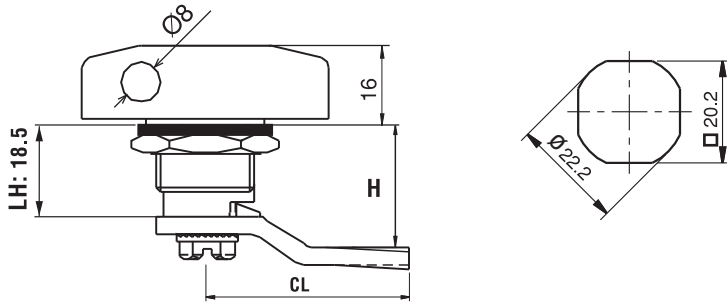
- Padlockable wing knob. Maximum shackle diameter 6 mm

**MATERIAL**

HOUSING: Zinc Alloy DIN-EN 1774-ZnAl4Cu1  
 KNOB: Zinc Alloy DIN-EN 1774-ZnAl4Cu1  
 CAM: Steel

**FINISH**

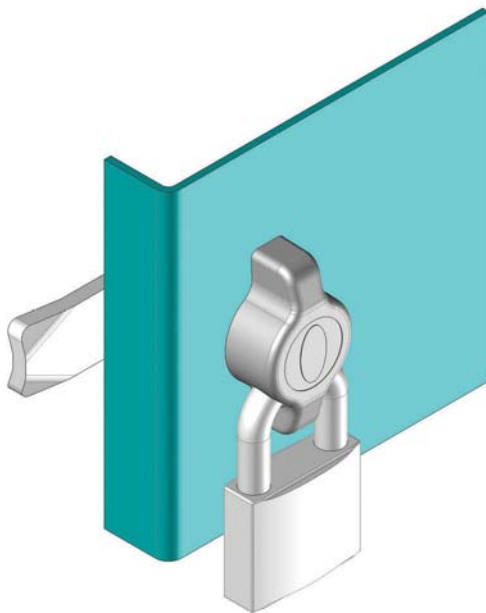
Chrome or Black coated



**262 .1**  
Zinc Alloy Chrome

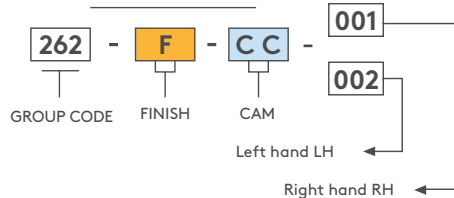




**262. 2**  
Zinc Alloy Black Coated



FINISH	F
Chrome	1
Black coated	2

PRODUCT CODE



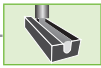
-  For cams please check pages: 170 - 171
-  For rods please check pages: 178 - 188

# ▶ QUARTER-TURN LATCHES

QUARTER TURN-  
PADLOCKABLE

662

V :1



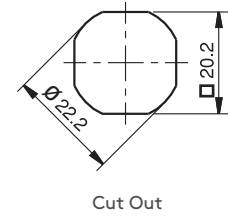
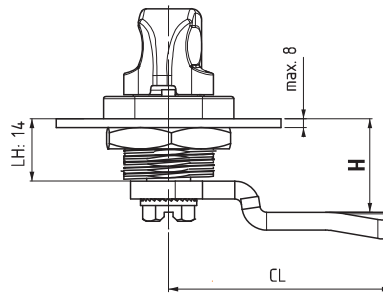
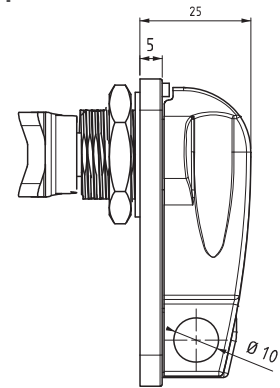
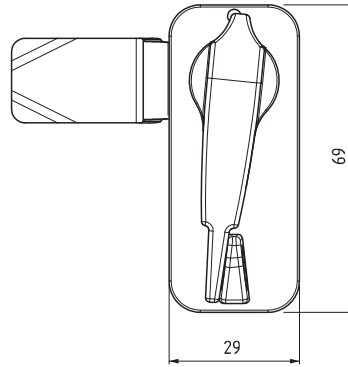
- Standard cams without stopper required for these locks
- Maximum shackle diameter 8 mm

**MATERIAL**

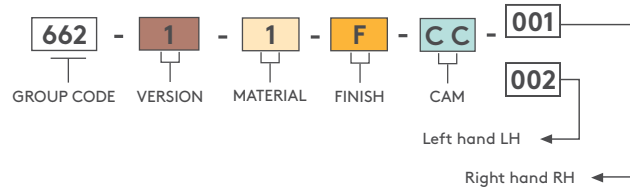
HOUSING: Zinc Alloy DIN-EN 1774-ZnAl4Cu1  
 KNOB: Zinc Alloy DIN-EN 1774-ZnAl4Cu1  
 CAM: Steel

**FINISH**

Chrome or Black coated



**PRODUCT CODE**



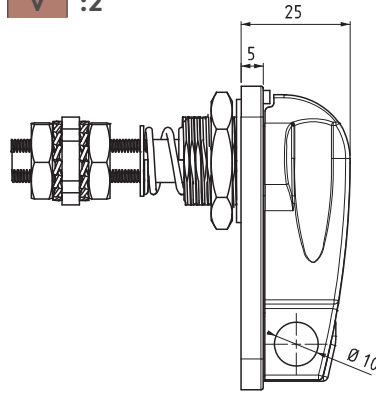
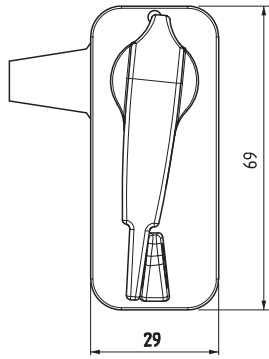
MATERIAL	M	FINISH	F
Zinc Alloy	1	Chrome	1
		Black coated	2

For cams please check pages: 172 - 173





V :2



662

QUARTER-TURN-PADLOCKABLE



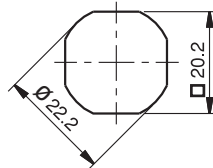
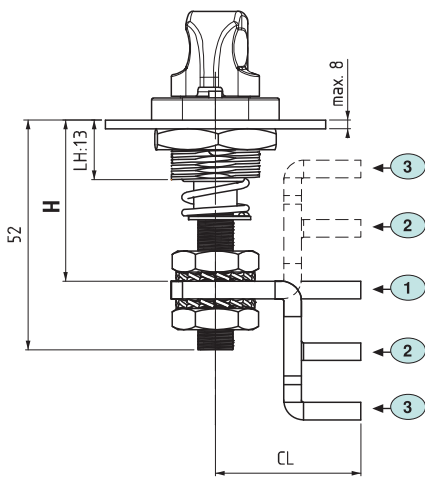
- Adjustable cam
- Three different cam alternatives available
- Maximum shackle diameter 8 mm
- Suitable for left-hand and right-hand applications

MATERIAL

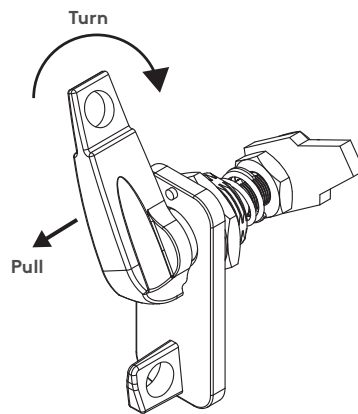
HOUSING: Zinc Alloy DIN-EN 1774-ZnAl4Cu1  
 KNOB: Zinc Alloy DIN-EN 1774-ZnAl4Cu1  
 CAM: Steel

FINISH

Chrome or Black coated



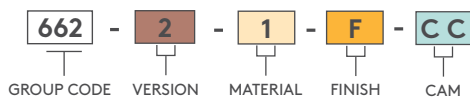
Cut Out



Left hand & Right hand  
Pull and turn the knob

CAM	CC	CH	CL	POSITION	H: GRIP	
					MIN	MAX
1	01	0	33	Flat	30	41,5
2	02	14	33	Up	16	27,5
				Down	44	55,5
3	03	27,5	33	Up	2,5	14
				Down	57,5	69

PRODUCT CODE



MATERIAL	M	FINISH	F
Zinc Alloy	1	Chrome	1
		Black coated	2

# ▶ QUARTER-TURN LATCHES

PADLOCKABLE - 'L' HANDLE

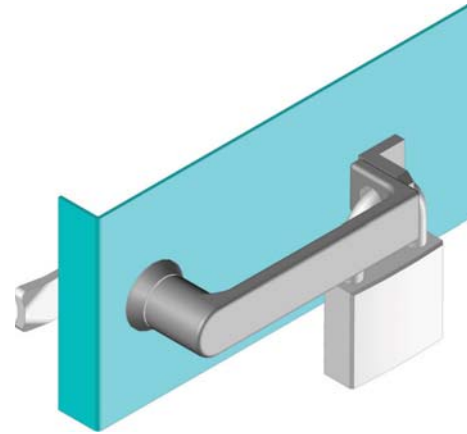
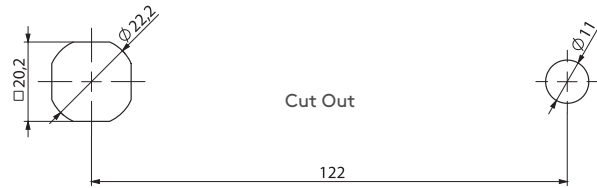
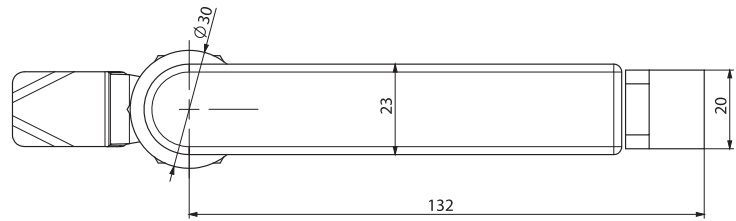
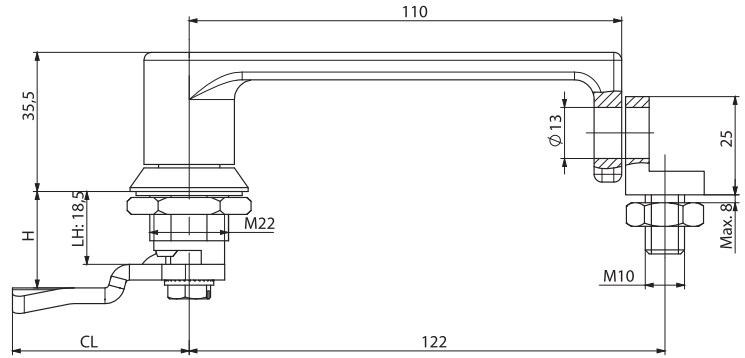
211



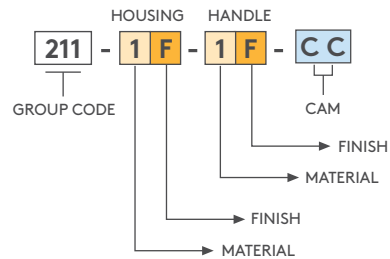
- Padlockable steel lock can be used for outdoor enclosures.
- Suitable for hygienic cabinets and electrical enclosures.

**MATERIAL**

HOUSING: Zinc Alloy DIN-EN 1774-ZnAl4Cu1  
 HANDLE: Zinc Alloy DIN-EN 1774-ZnAl4Cu1  
 CAM: Steel  
 GASKET: Rubber



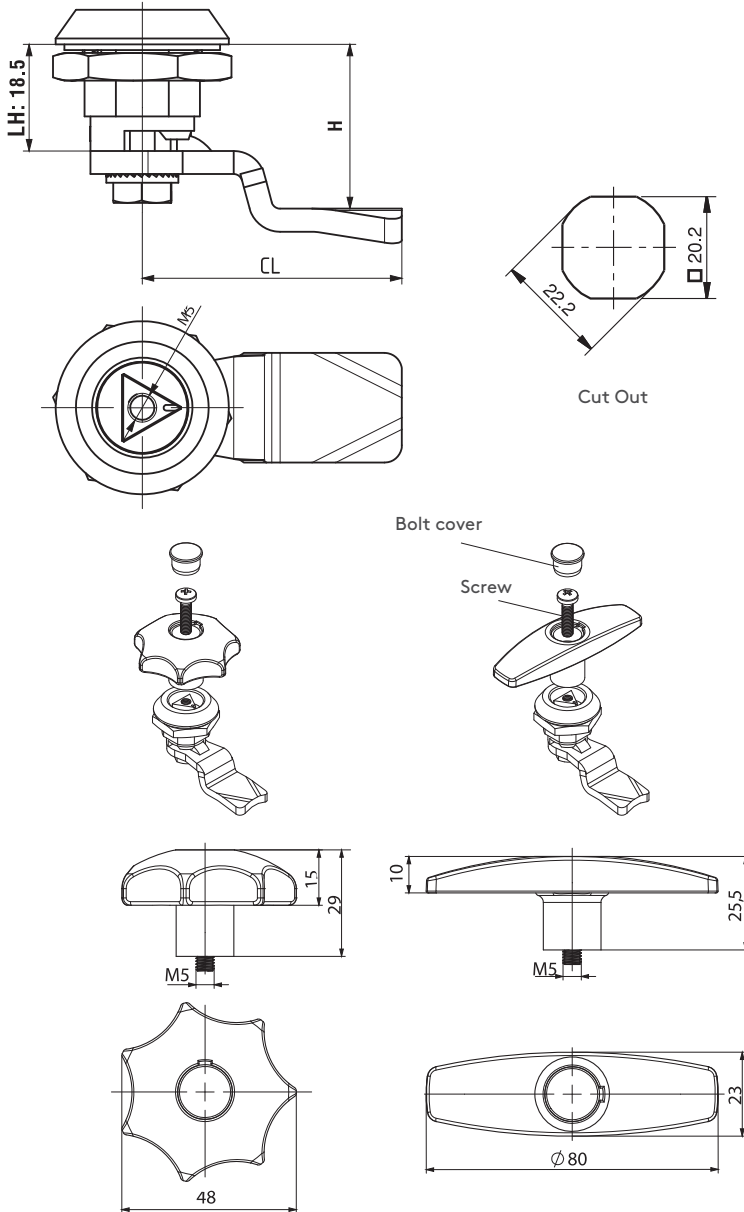
**PRODUCT CODE**



MATERIAL	M	FINISH	F
Zinc Alloy	1	Chrome	1
		Black coated	2

For cams please check pages: 170 - 171

# QUARTER-TURN LATCHES



960

## QUARTER TURN - MODULER HANDLE



- Two different Plastic handle options are available.
- Handles and lock can be ordered separately and assembled by single screw

**MATERIAL**  
 HOUSING: Zinc Alloy or PA6 GFR  
 DRIVER/TOOL: Zinc Alloy DIN-EN 1774-ZnAl4Cu1  
 CAM: Steel  
 GASKET: Rubber

## HANDLES

Star handle



320.02.218

T handle



320.02.219

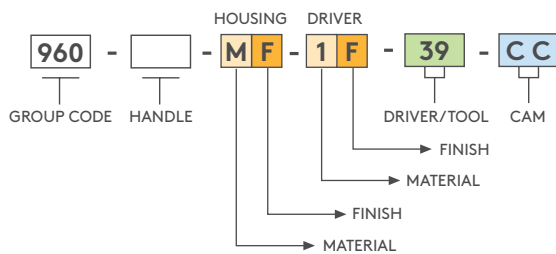
- Handles can be order separately

**MATERIAL**  
 HANDLE : PA6 GFR 30  
 COVER : PA6 GFR 30  
 BOLT : STEEL

**Note:** Supplied with screw and cover

For cams please check pages: 170 - 171

### PRODUCT CODE



MATERIAL	M	FINISH	F
Zinc Alloy	1	Chrome	1
Plastic	2	Black coated	2
		No finish	0

SPECIFICATIONS	HANDLE
No handle	00
Star handle	01
'T' handle	02

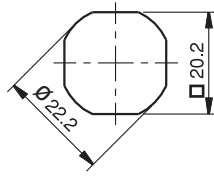
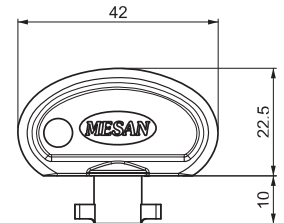
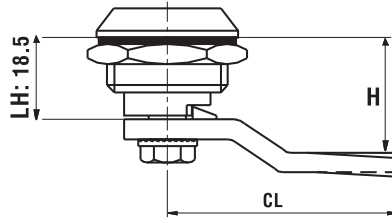
# ▶ QUARTER-TURN LATCHES

## SECURE QUARTER TURN

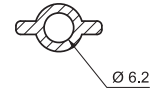
**361**



- RoHS
- IP 65  
NEMA 4
- 



Cut Out



- When latch is open, key functions as a knob
- Key is specific to this latch and should be ordered at same time

**MATERIAL**

HOUSING: Zinc Alloy DIN-EN 1774-ZnAl4Cu1

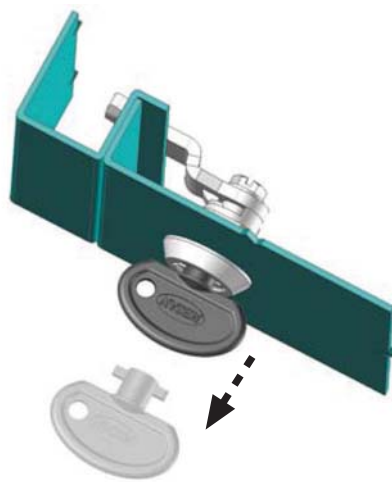
DRIVER/TOOL: Zinc Alloy DIN-EN 1774-ZnAl4Cu1

CAM: Steel

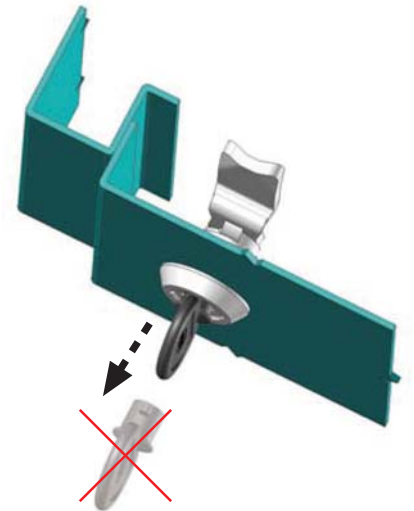
GASKET: Rubber

**FINISH**

Chrome or Black coated



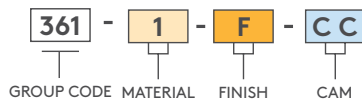
Key is removable at locked position



Key is not removable at open position; it works like a knob

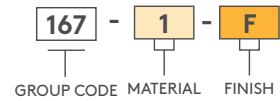
**Latch**

**PRODUCT CODE**



**Key**

**PRODUCT CODE**



MATERIAL	M
Zinc Alloy	1

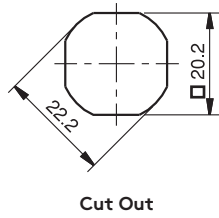
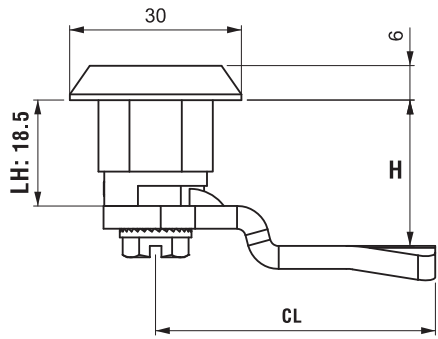
FINISH	F
Chrome	1
Black coated	2

For cams please check pages: 170 - 171



**461**

**SECURE QUARTER TURN**




RoHS



- When latch is open, key functions as a knob.

**MATERIAL**  
 HOUSING: Zinc Alloy DIN-EN 1774-ZnAl4Cu1  
 DRIVER/TOOL: Zinc Alloy DIN-EN 1774-ZnAl4Cu1  
 CAM: Steel  
 GASKET: Rubber



Key is removable at locked position

Key is not removable at open position, it works like a knob.

DRIVER/TOOL		
5 mm Double bit	8 mm Square	Fiat
15	96	95

**SPECIAL KEYS**

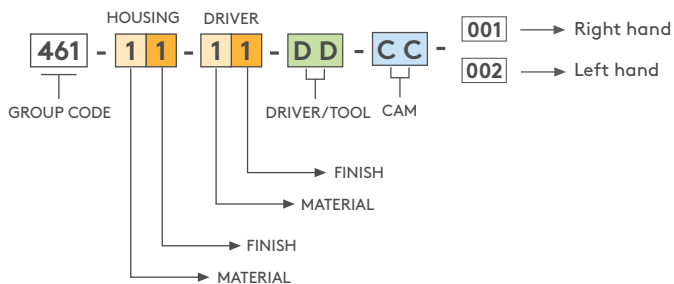


**368-96**  
8 mm Square



**368-95**  
Fiat

**PRODUCT CODE**



<b>MATERIAL</b>	<b>M</b>	<b>FINISH</b>	<b>F</b>
Zinc Alloy	1	Chrome	1

For cams please check pages: 170 - 171

# ▶ QUARTER-TURN LATCHES

## QUARTER TURN – EASY FIXING

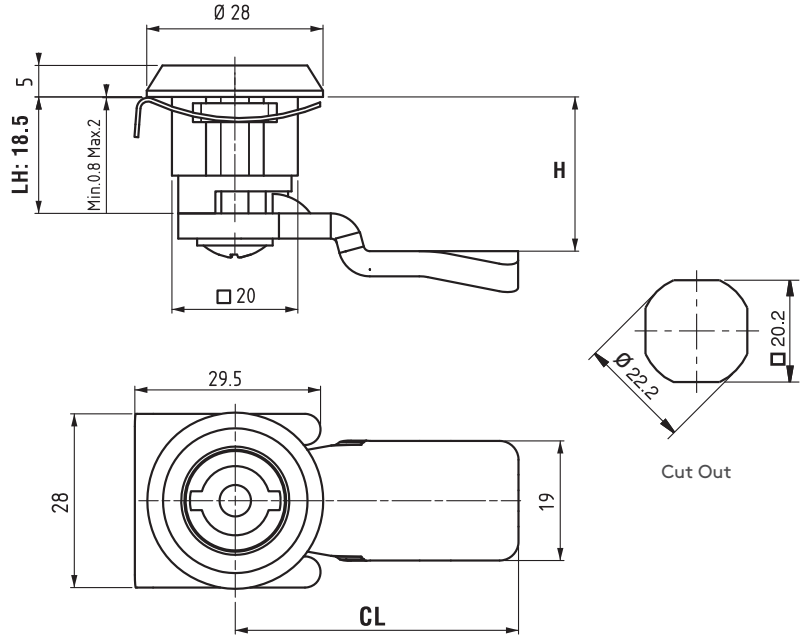
**560**



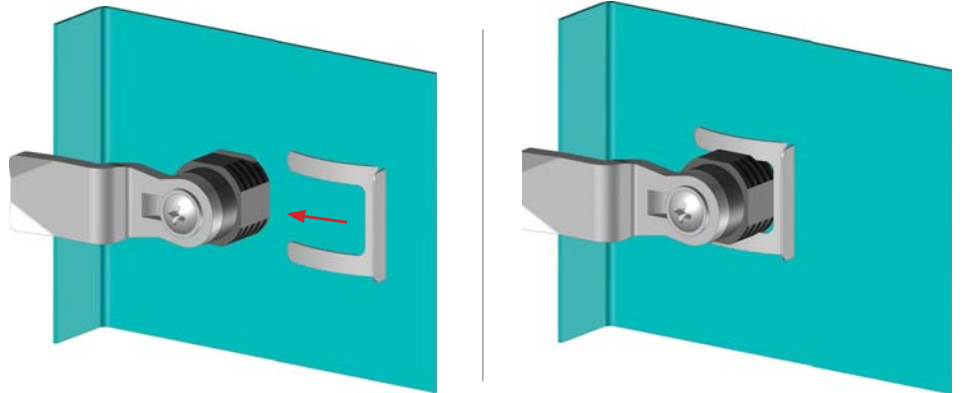
- Easy assembly by clips
- Specially designed internal spring provides 1.5 mm torsion
- Can be used for panel thickness 0.8 to 2 mm
- Please contact Essentra Components for special colors

### MATERIAL

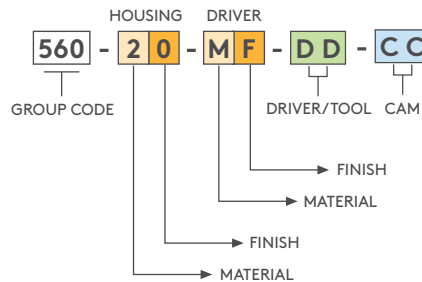
HOUSING: PA6 GFR 30  
 DRIVER/TOOL: Zinc Alloy DIN-EN 1774-ZnAl4Cu1 or PA6 GFR 30  
 CAM: Steel or Plastic



Easy fixing



### PRODUCT CODE

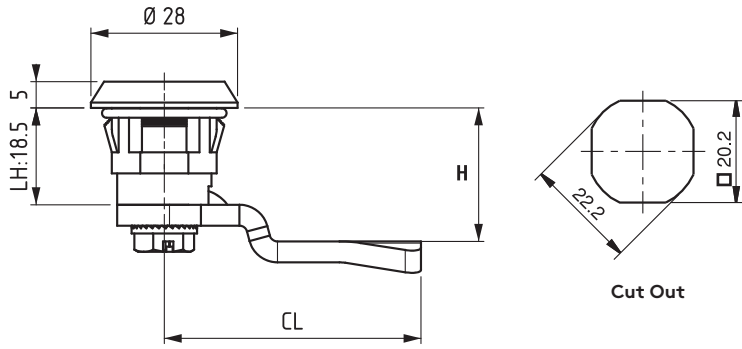


MATERIAL	M	FINISH	F
Zinc Alloy	1	Chrome	1
		Black coated	2
Plastic	2	No finish	0

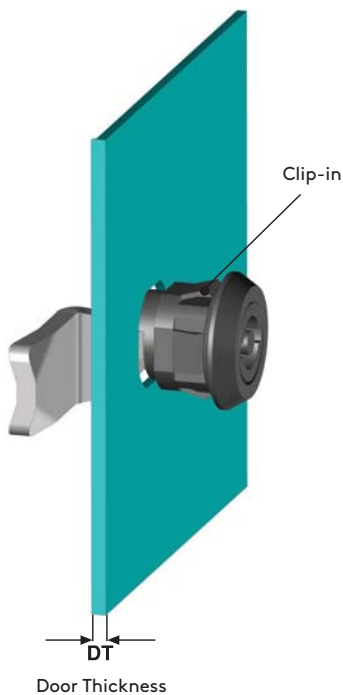
- For cams please check pages: 170 - 171
- For drivers please check page: 194
- For keys please check pages : 189 - 191



## 660 QUARTER TURN – EASY FIXING



- Easy assembly by clips
- Mounting nut not required.
- Specially designed internal spring provides 1.5 mm torsion
- Can be used for panel thickness 0.8 to 2 mm
- Please contact Essentra Components for special colors



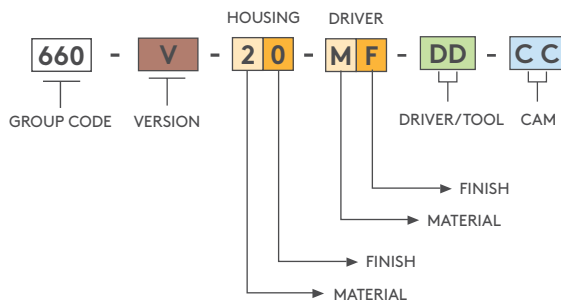
Door Thickness	Version
for 0.8 -1.2 mm panels	1
for 1.2 -1.5 mm panels	2
for 1.5 - 2 mm panels	3 *

\* in this version IP 65 is not available

### MATERIAL

HOUSING: PA6 GFR 30  
 DRIVER/TOOL: Zinc Alloy DIN-EN 1774-ZnAl4Cu1 or PA6 GFR 30  
 CAM: Steel or Plastic  
 GASKET: Rubber

### PRODUCT CODE



MATERIAL	M
Zinc Alloy	1
Plastic	2

FINISH	F
Chrome	1
Black coated	2
No finish	0

- For cams please check pages: 170 - 171
- For drivers please check page: 194
- For keys please check pages : 189 - 191

# ▶ QUARTER-TURN LATCHES

## QUARTER TURN – EASY FIXING

661



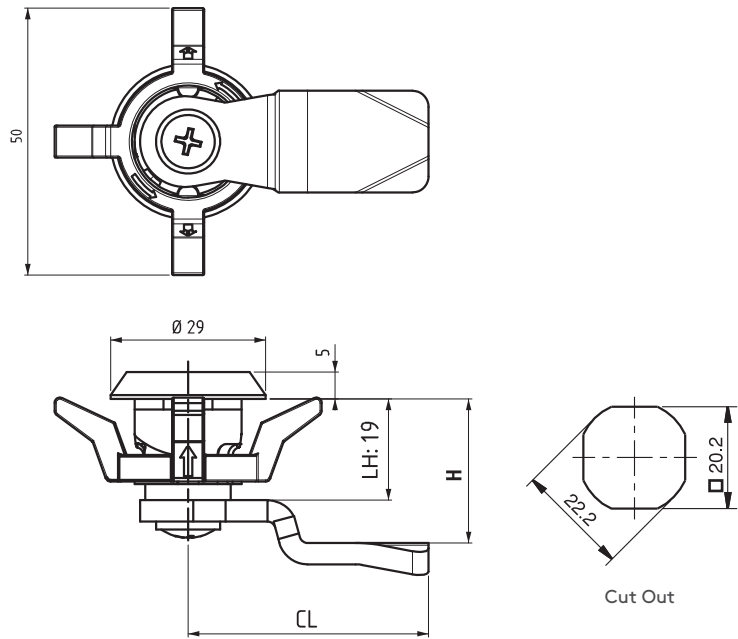
- Easy assembly - without tools
- Standard cut out
- 2.0 mm maximum panel thickness

### MATERIAL

HOUSING: Polyamide DIN-EN ISO 1043-1 PA6 GFR 30

DRIVER/TOOL: PA6 GFR 30

CAM: Steel



### DRIVERS

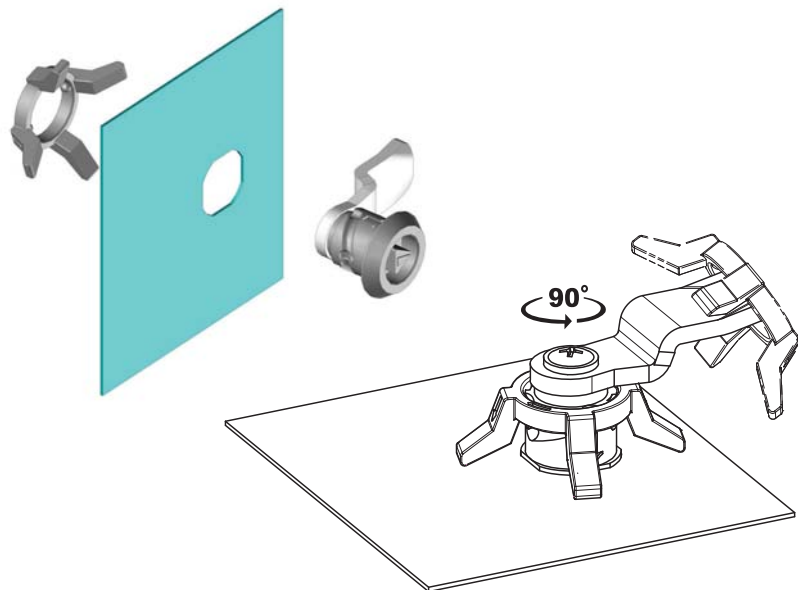
#### 5 mm Double bit



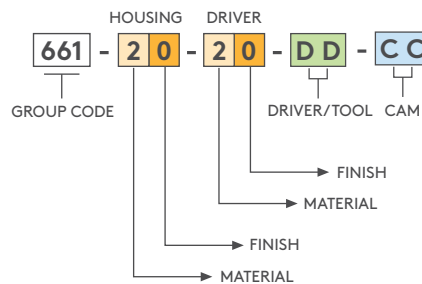
#### 8 mm Square



#### 9 mm Triangular



### PRODUCT CODE



**⚠ Note:** For different drivers please contact Essentra

MATERIAL	M	FINISH	F
Plastic	2	No finish	0

For cams please check pages: 172 - 173


For keys please check pages : 189 - 191





**761**

## QUARTER TURN – EASY FIXING



- Easy assembly by Plastic clips
- Applicable on different panel thicknesses
- Various driver options are possible
- Logo application upon request
- Easy assembly - without tools
- Standard cut out

### MATERIAL

### MATERIAL

HOUSING: Polyamide DIN-EN ISO 1043-1 PA6 GFR 30

DRIVER/TOOL: PA6 or Zinc Alloy

CAM: Plastic or steel



320.02.221

**BOLT COVER** (For grounding)

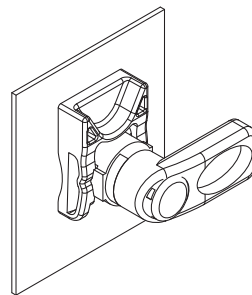

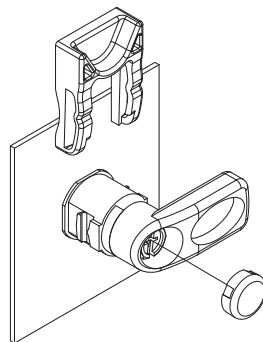
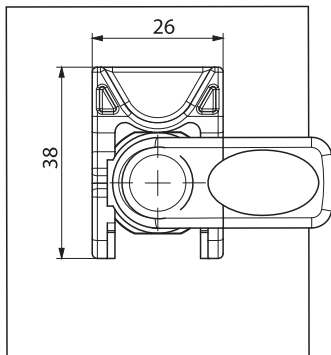
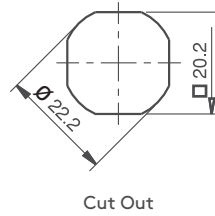
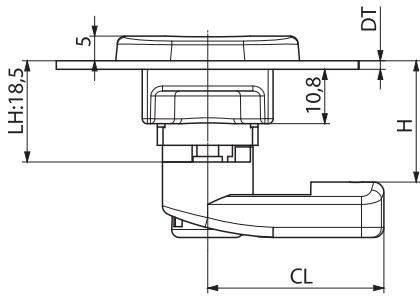
- Can order separately (only for Plastic cams)

**Note:** For different colors please contact Essentra

For cams please check pages: 170 - 171

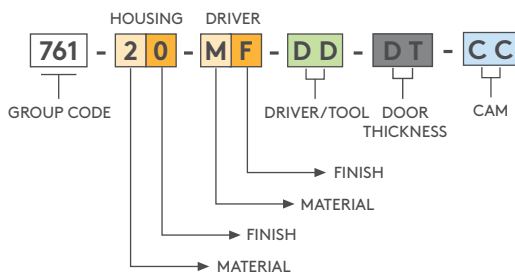
For drivers please check page: 194

For keys please check pages : 189 - 191



SPECIFICATIONS		DT
1.2 -1.8 mm panel thickness		12
1.8 -2.3 mm panel thickness		23

### PRODUCT CODE



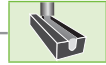
MATERIAL	M
Zinc Alloy	1
Plastic	2

FINISH	F
Chrome	1
Black coated	2
No finish	0

# ▶ QUARTER-TURN LATCHES

## QUARTER TURN - SPRING LOADED

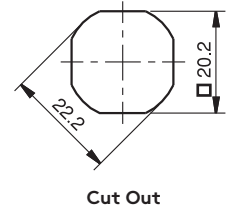
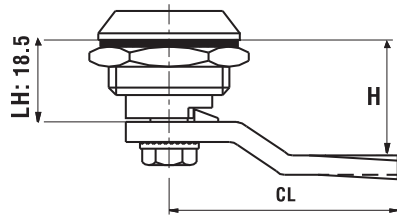
760



- Specially designed internal spring provides 1.5mm of compression.
- Cam does not rotate beyond quarter turn due to stop lip.

### MATERIAL

HOUSING: PA6 GFR 30  
 DRIVER/TOOL: Zinc Alloy DIN-EN 1774-ZnAl4Cu1 or PA6 GFR 30  
 CAM: Steel or Plastic  
 GASKET: Polyurethane



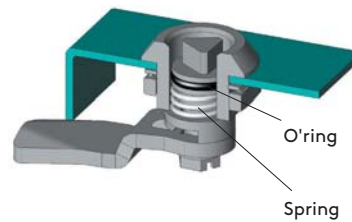
760 20-11-DD-CC  
 DD: Zinc Alloy - Chrome

760 20-12-DD-CC  
 DD: Zinc Alloy - Black C.

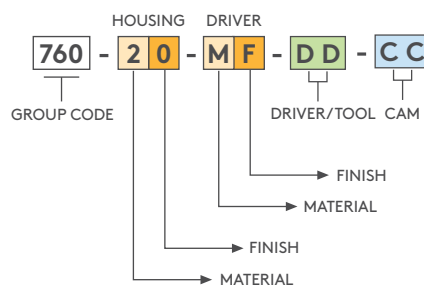
760 20-20-DD-CC  
 DD: Plastic




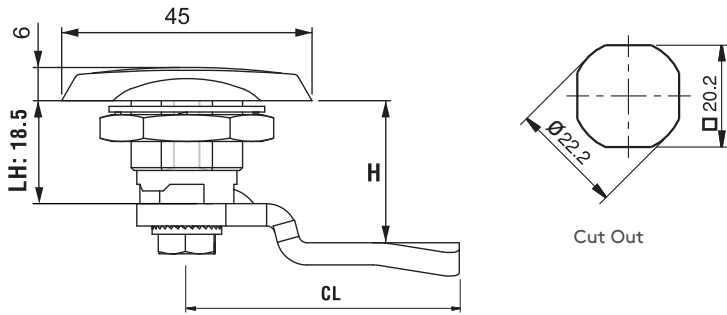
**Sealing in plastic housing.**  
 This application aims to improve the sealing level in quarter turns.



### PRODUCT CODE



- For cams please check pages: 170 - 171
- For drivers please check page: 194
- For keys please check pages : 189 - 191



**561** KNOB LATCH (Plastic)

- RoHS
- IP 65 NEMA 4
- 

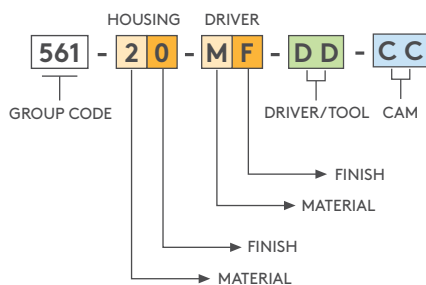


- Designed to act as a knob.
- For special colors, please contact Essentra

**MATERIAL**

HOUSING: Polyamide DIN-EN ISO 1043-1 PA6 GFR 30  
 DRIVER/TOOL: Zinc Alloy or PA6  
 NUT: Zinc Alloy or PA6  
 CAM: Steel or Plastic

**PRODUCT CODE**



MATERIAL	M	FINISH	F
Zinc Alloy	1	Chrome	1
Plastic	2	Black coated	2
		No finish	0

- For cams please check pages: 170 - 171
- For drivers please check page: 194
- For keys please check pages : 189 - 191

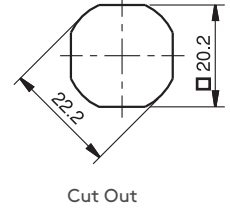
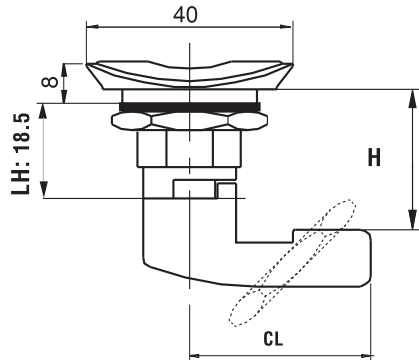
# ▶ QUARTER-TURN LATCHES

## KNOB LATCH (Plastic)

**161**



- RoHS
- IP 65  
NEMA 4
- 



- Designed to act as a knob
- For special colors, please contact Essentra


**MATERIAL**

HOUSING: Polyamide DIN-EN ISO 1043-1 PA6 GFR 30

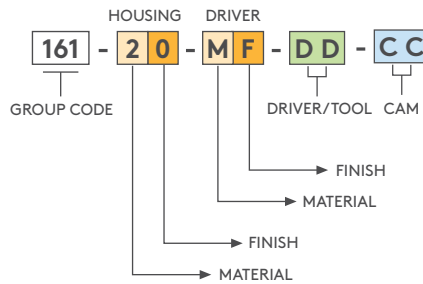
DRIVER/TOOL: Zinc Alloy or PA6

NUT: Zinc Alloy or PA6

CAM: Steel or Plastic



**PRODUCT CODE**



MATERIAL	M
Zinc Alloy	1
Plastic	2

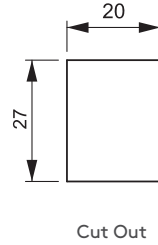
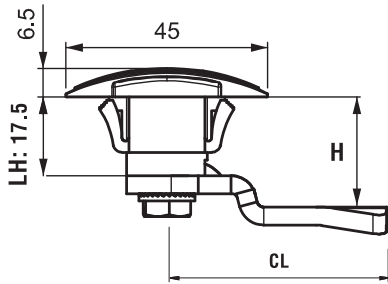
FINISH	F
Chrome	1
Black coated	2
No finish	0

- For cams please check pages: 170 - 171
- For drivers please check page: 194
- For keys please check pages : 189 - 191



261

KNOB LATCH (Plastic)



Cut Out



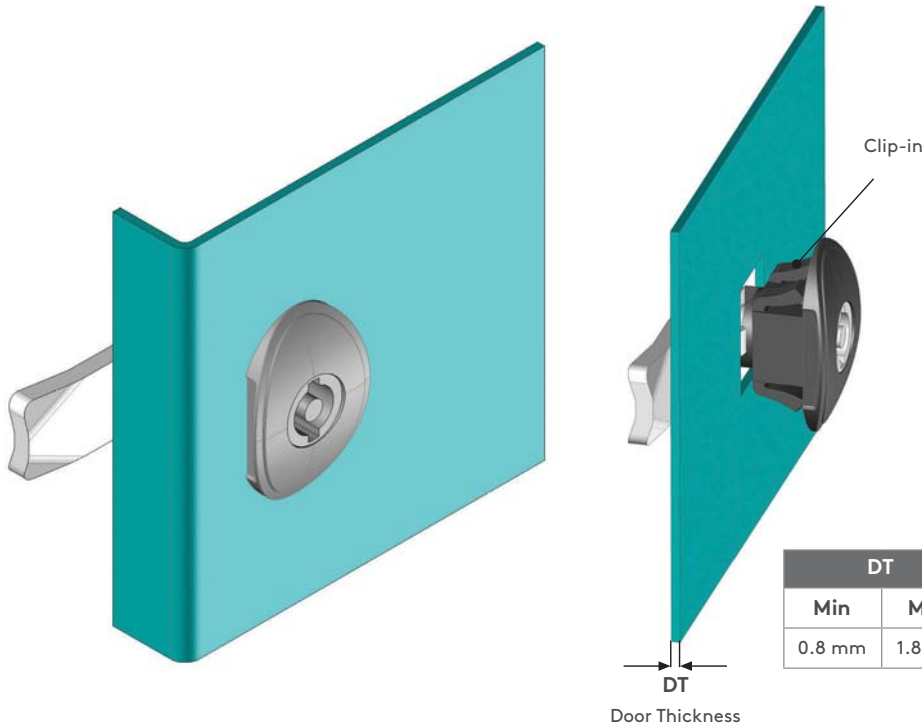
- Clip fixing for easy assembly
- Mounting nut not required
- Special 20 mm x 26 mm cut out
- There is no IP 65 version of this latch
- 1.8 mm maximum panel thickness

**MATERIAL**

HOUSING: Polyamide DIN-EN ISO 1043-1 PA6 GFR 30

DRIVER/TOOL: Zinc Alloy or PA6

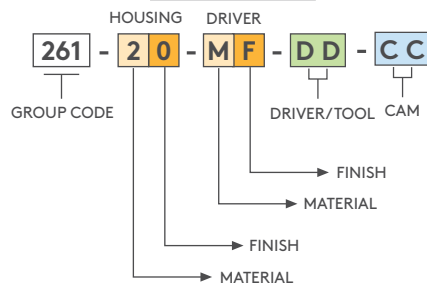
CAM: Steel or Plastic



DT	
Min	Max
0.8 mm	1.8 mm

Door Thickness

**PRODUCT CODE**



MATERIAL	M	FINISH	F
Zinc Alloy	1	Chrome	1
Plastic	2	Black coated	2
		No finish	0

For cams please check pages: 170 - 171

For drivers please check page: 194

For keys please check pages : 189 - 191

# ▶ QUARTER-TURN LATCHES


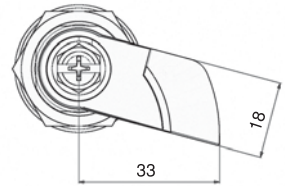
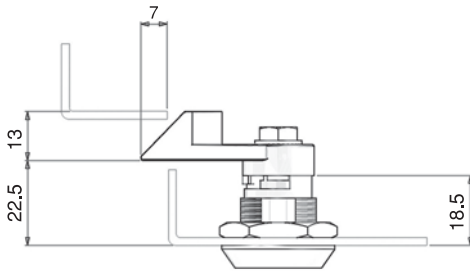
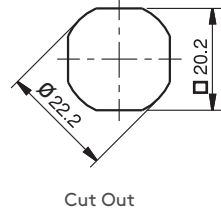
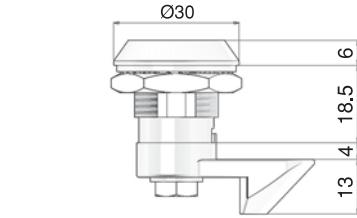
## QUARTER TURN – SPRING CAM

160



- Spring-loaded cam provides depress-to-latch action
- Distance between inside of latch face and front of cam fixed at 22.5 mm
- There is no IP 65 version of this latch, due to spring loaded cam

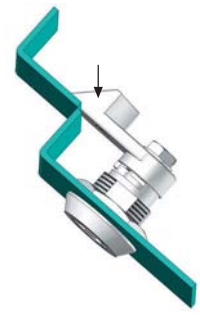
**MATERIAL**  
 HOUSING: Zinc Alloy DIN-EN 1774-ZnAl4Cu1  
 DRIVER/TOOL: Zinc Alloy DIN-EN 1774-ZnAl4Cu11  
 GASKET: Rubber  
**FINISH**  
 Chrome



**Position 1**  
Push the door

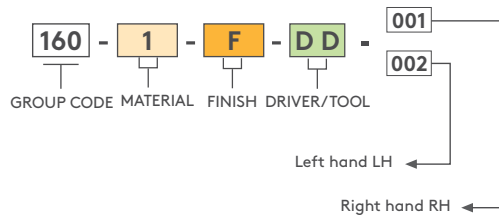


**Position 2**  
Cam will move upright when touches the body



**Position 3**  
When the cam is free, cam will move down right by spring and the door will latch

### PRODUCT CODE



MATERIAL		FINISH	
	M		F
Zinc Alloy	1	Chrome	1
		Black coated	2

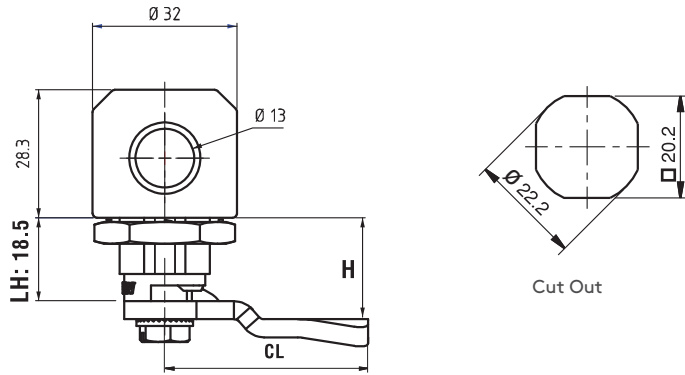
For drivers please check page: 194

For keys please check pages : 189 - 191



**260**

**QUARTER TURN - PADLOCKABLE**



- RoHS
- IP 65 NEMA 4
- 




- Padlockable version
- Can be used with different drivers


**MATERIAL**

HOUSING: Zinc Alloy DIN-EN 1774-ZnAl4Cu1  
 DRIVER/TOOL: Zinc Alloy DIN-EN 1774-ZnAl4Cu1  
 CAM : Steel  
 GASKET: vvRubber

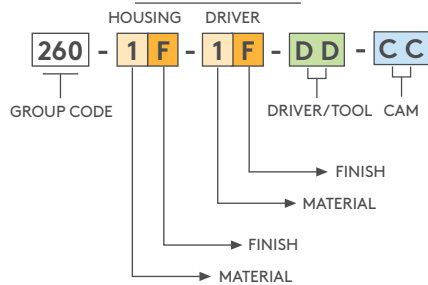
Application 1



Application 2



**PRODUCT CODE**



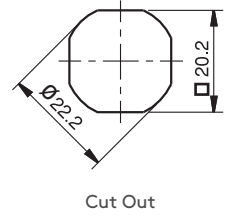
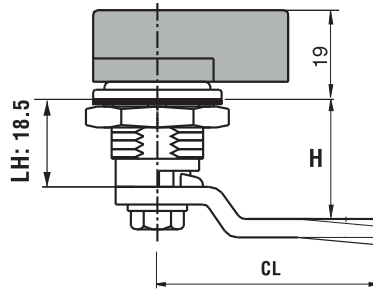
MATERIAL	M	FINISH	F
Zinc Alloy	1	Chrome	1
		Black coated	2

- For cams please check pages: 170 - 171
- For drivers please check page: 194
- For keys please check pages : 189 - 191

# ▶ QUARTER-TURN LATCHES


## LEVER LOCK CAM LATCH



162



- Paco type knob

MATERIAL  
 HOUSING: Zinc Alloy DIN-EN  
 1774-ZnAl4Cu1  
 KNOB: PA6 GFR 30



 For cams please check pages: 170 - 171  
 For rods please check pages: 178 - 188

### PRODUCT CODE

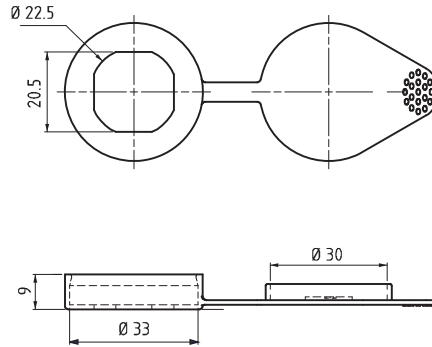

162 - CC  
 GROUP CODE      CAM





060 A7

DUST CAP

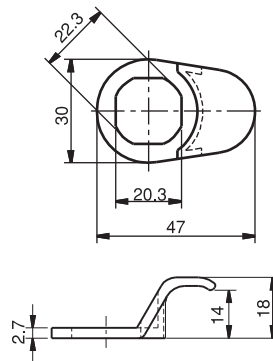


- Recommended when dust and humidity protection required
- Can be ordered separately

**MATERIAL**  
Polyurethane

060 A2

LATCH HANDLE



- Reduces the LH and H dimensions by 1 mm. Choose CH -1 mm for cam selection compared to unused

**MATERIAL**  
PA6 GFR 30

## ▶ QUARTER-TURN LATCHES

### FIXING DEVICE

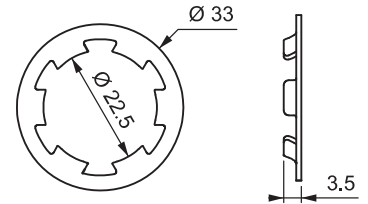

060 A3



- Prevents rotation
- For applications subject to vibration

**MATERIAL**  
Steel

**FINISH**  
Zinc plated



### PADLOCK ADAPTER

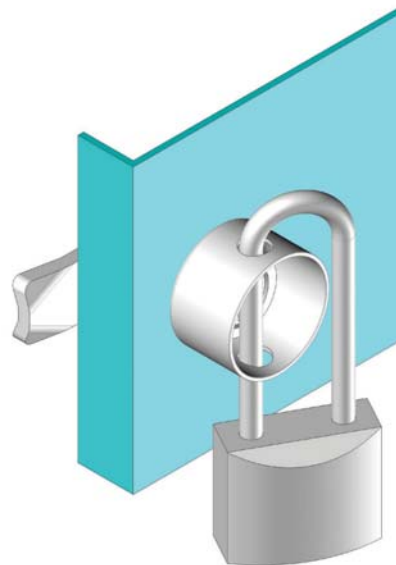
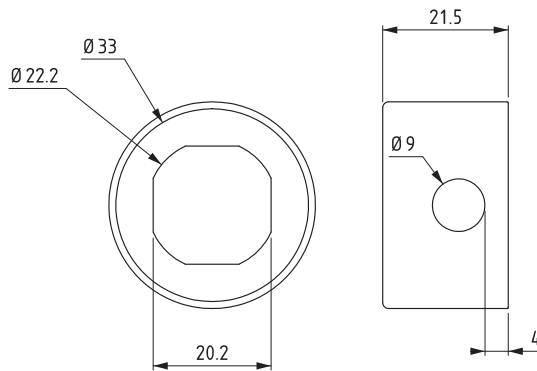
060 A8



- Max. shackle diameters is 8 mm
- Reduces the LH and H dimensions by 2 mm. Choose CH -2 mm for cam selection compared to unused

**MATERIAL**  
Steel

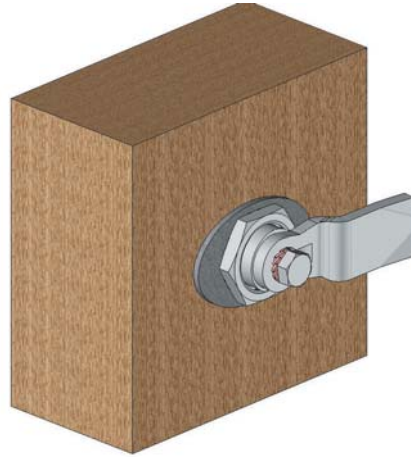
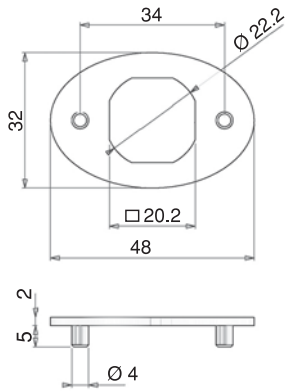
**FINISH**  
Zinc plated





060 A5

FIXING DEVICE



- Fixing device for wooden applications

**MATERIAL**

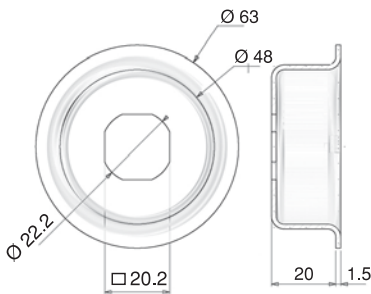
Zinc Alloy DIN-EN 1774-ZnAl4Cu1

**FINISH**

Zinc plated

060 A6

SPACER



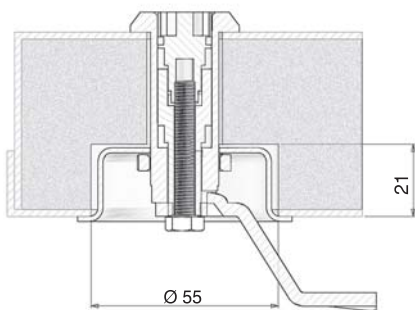
- Allows latch to be fitted to thick doors
- Easy fixing for isolated doors

**MATERIAL**

Steel

**FINISH**

Zinc plated





# QUARTER-TURN LATCHES



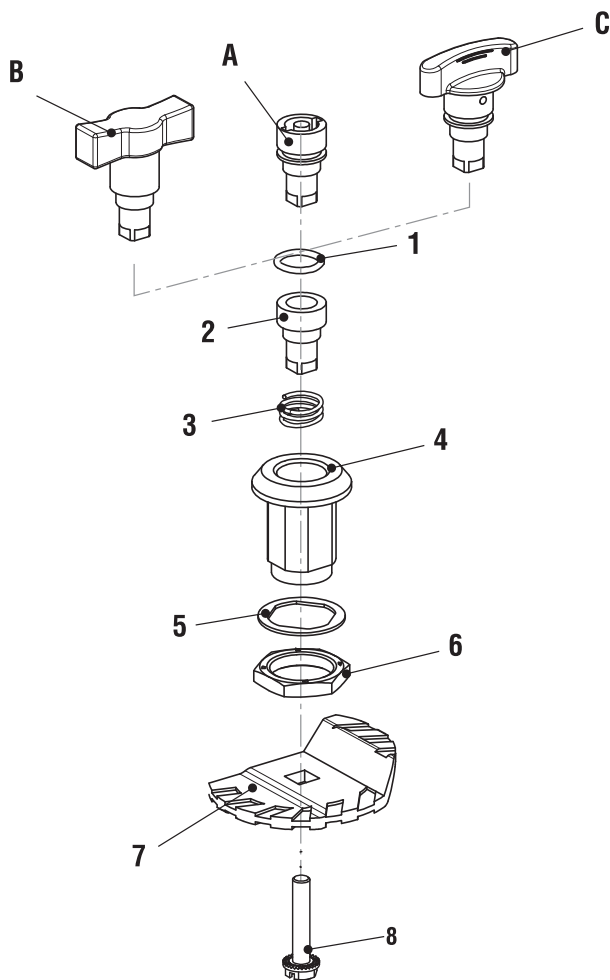


ASSEMBLY

QUARTER-TURN LATCHES

064

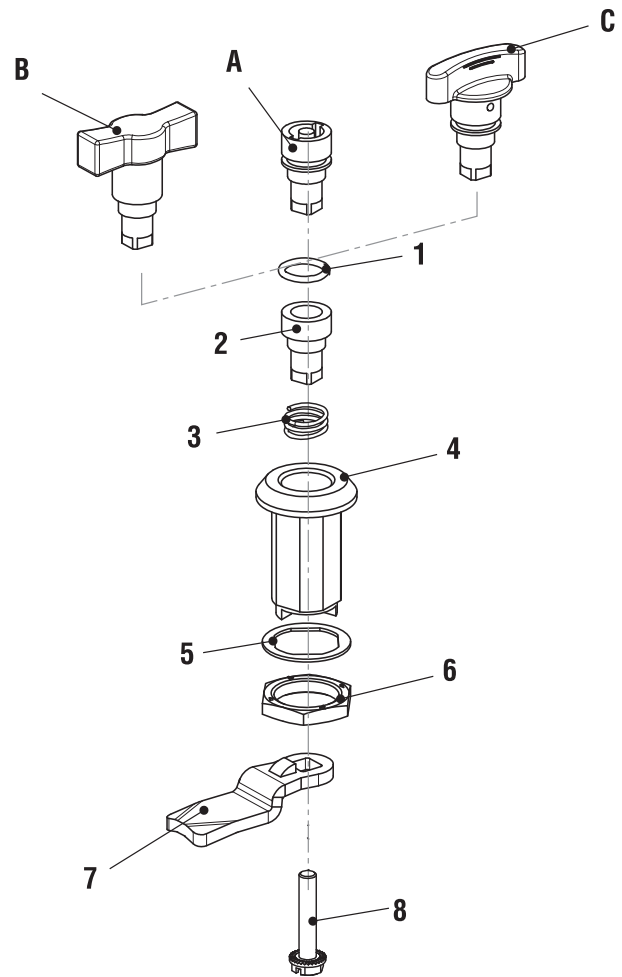
Stepped cam



A: Driver (060 system), Zinc Alloy  
 B: Knob (062 system), Zinc Alloy  
 C: Knob (362 system), Zinc Alloy

- 1: O-ring (Ip 65)
- 2: Adapter
- 3: Spring
- 4: Housing (Ø 32), Zinc Alloy
- 5: Sealing washer
- 6: Nut, Zinc Alloy
- 7: Stepped cam
- 8: Screw M6 (COMBI)

Quarter turn



A: Driver (060 system), Zinc Alloy  
 B: Knob (062 system), Zinc Alloy  
 C: Knob (362 system), Zinc Alloy

- 1: O-ring (Ip 65)
- 2: Adapter
- 3: Spring
- 4: Housing (Ø 32), Zinc Alloy
- 5: Sealing washer
- 6: Nut, Zinc Alloy
- 7: Cam
- 8: Screw M6 (COMBI)

# ▶ QUARTER-TURN LATCHES

## STEPPED COVER LATCH

064



- RoHS
- IP 65  
NEMA 4
- 

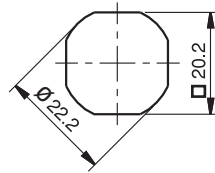
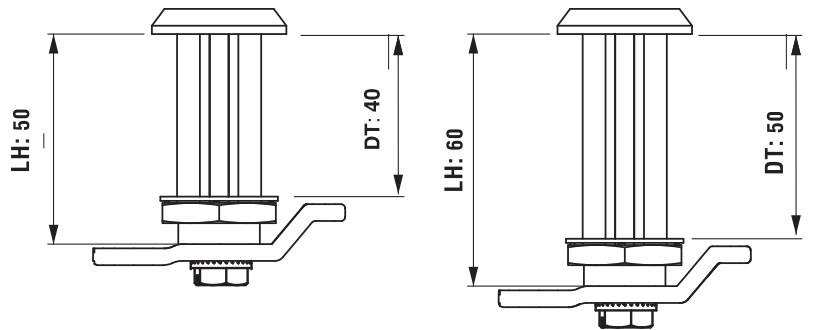
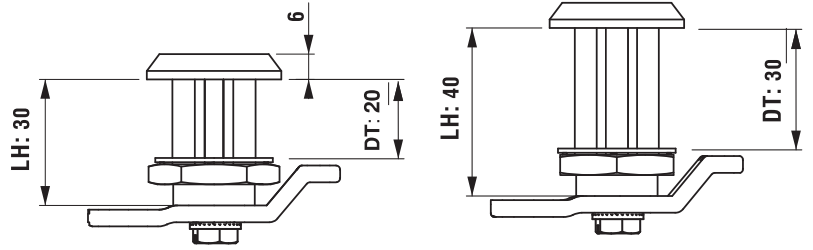
- For soundproof or isolated doors
- Tight closure achievable with 270° cam rotation and stepped cam
- Latch supplied with standard housing

### MATERIAL

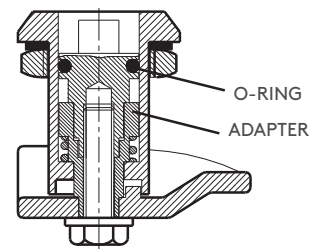
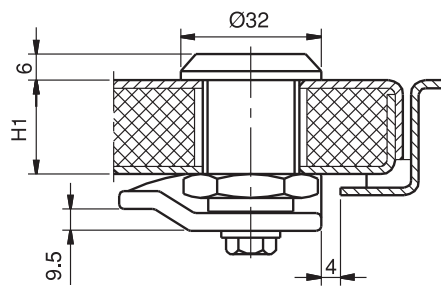
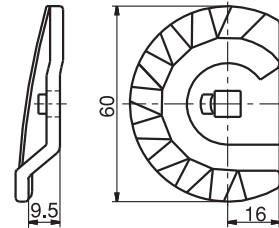
HOUSING: Zinc Alloy DIN-EN 1774-ZnAl4Cu1  
 DRIVER/TOOL: Zinc Alloy DIN-EN 1774-ZnAl4Cu1  
 CAM: Zinc Alloy DIN-EN 1774-ZnAl4Cu1  
 GASKET: Rubber

### FINISH

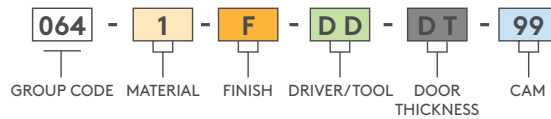
Chrome or Black coated



Cut Out



### PRODUCT CODE



MATERIAL		FINISH	
Zinc Alloy	M 1	Chrome	F 1
		Black coated	2

For drivers please check pages: 194

For keys please check pages : 189 - 191



064

QUARTER TURN –  
SPRING LOADED



- Stainless steel version: page: 467
- For soundproof or isolated doors
- Supplied with standard housing

**MATERIAL**

HOUSING: Zinc Alloy DIN-EN 1774-ZnAl4Cu1

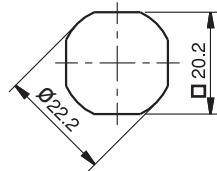
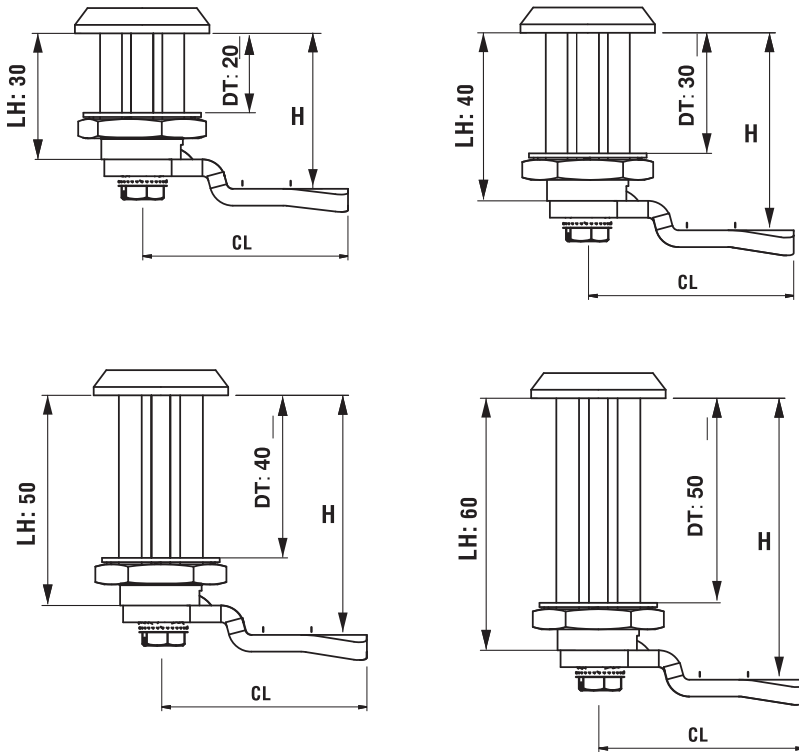
DRIVER/TOOL: Zinc Alloy DIN-EN 1774-ZnAl4Cu1

CAM: Steel

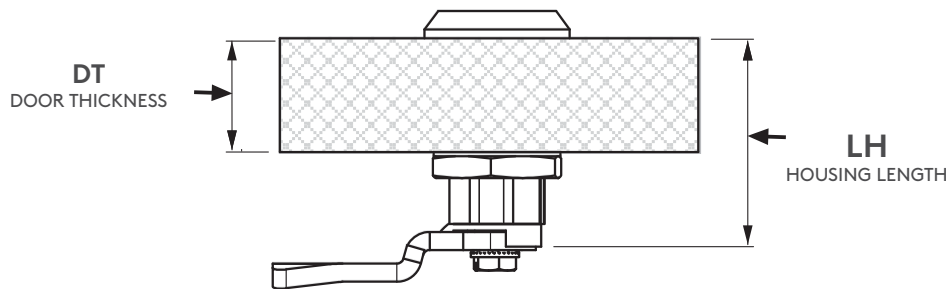
GASKET: Rubber

**FINISH**

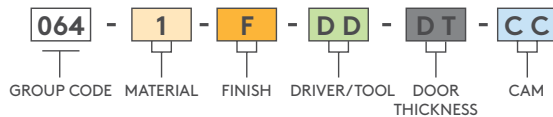
Chrome or Black coated



Cut Out



**PRODUCT CODE**



MATERIAL	M	FINISH	F
Zinc Alloy	1	Chrome	1
		Black coated	2

- For cams please check pages: 170 - 171
- For drivers please check page: 194
- For keys please check pages : 189 - 191

# ▶ QUARTER-TURN LATCHES

## QUARTER TURN – WING KNOB

**064**



- RoHS
- IP 65  
NEMA 4
- 

- For soundproof or isolated doors
- Supplied with standard housing

**MATERIAL**

HOUSING: Zinc Alloy DIN-EN 1774-ZnAl4Cu1

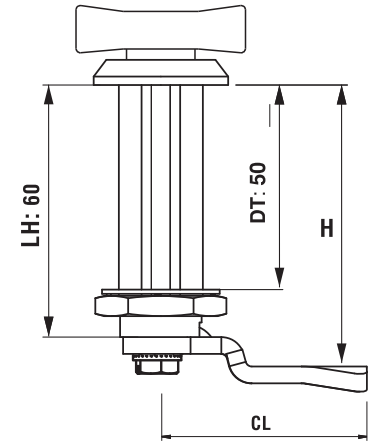
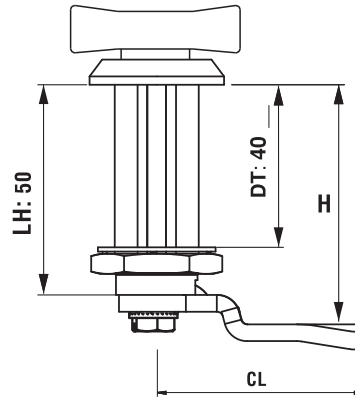
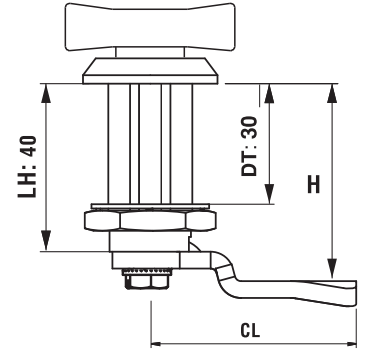
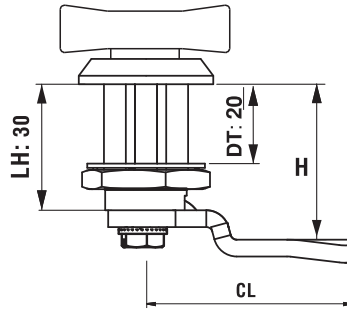
KNOB: Zinc Alloy DIN-EN 1774-ZnAl4Cu1

CAM: Steel

GASKET: Rubber

**FINISH**

Chrome or Black coated

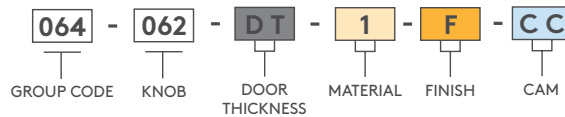


**064 062-DT-1-1-CC**  
Zinc Alloy Chrome

**064 062-DT-1-2-CC**  
Zinc Alloy Black Coated



**PRODUCT CODE**



MATERIAL	M
Zinc Alloy	1

FINISH	F
Chrome	1
Black coated	2

For cams please check pages: 170 - 171

For rods please check pages: 178 - 188





064

QUARTER TURN – WING KNOB

- RoHS
- IP 65  
NEMA 4
- 



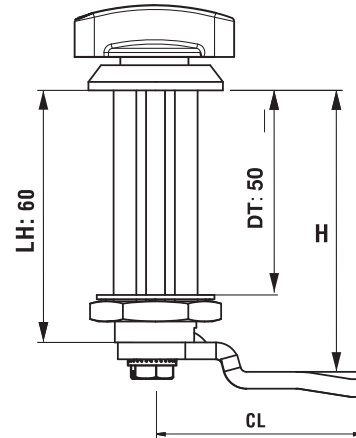
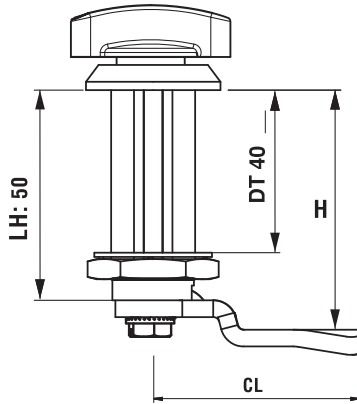
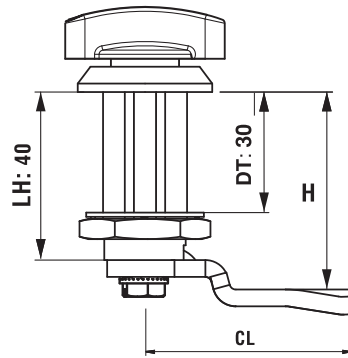
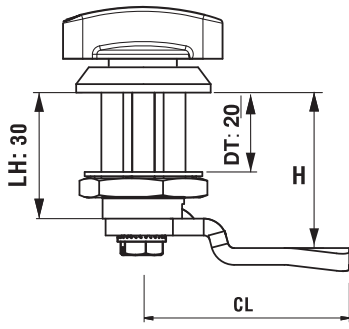
- For sound-proof or isolated doors
- Supplied with standard housing

**MATERIAL**

HOUSING: Zinc Alloy DIN-EN 1774-ZnAl4Cu1  
 KNOB: Zinc Alloy DIN-EN 1774-ZnAl4Cu1  
 CAM: Steel  
 GASKET: Rubber

**FINISH**

Chrome or Black coated

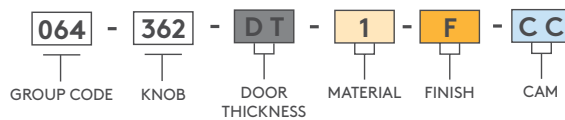


**064 362-DT-1-1-CC**  
Zinc Alloy Chrome

**064 362-DT-1-2-CC**  
Zinc Alloy Black Coated



**PRODUCT CODE**



MATERIAL	M	FINISH	F
Zinc Alloy	1	Chrome	1
		Black coated	2

- For cams please check pages: 170 - 171
- For rods please check pages: 178 - 188

# ▶ QUARTER-TURN LATCHES

## COMPRESSION LATCH

040



- RoHS
- IP 65  
NEMA 4
- 
- 
- 

- **Stainless Steel version: page 470**
- Used for cabinets that require better sealing under vibrating conditions
- Provides 6 mm of compression
- Provides noise isolation
- Alternative drivers/cams available
- Standard cams without stopper required for these latches
- The latch has been tested according to the DIN EN 61373 Category 1-B for vibration and shock.
- Working Temperature Range: -50/+80 C
- M22 Nut : should be fixed with 60 Nm
- M10 Nut: should be fixed with 10 Nm
- Threadlocker is applied to the nut threads to get extra fastness against vibration and shock
- Max load capacity: 562 N

### MATERIAL

HOUSING: Zinc Alloy DIN-EN 1774-ZnAl4Cu1

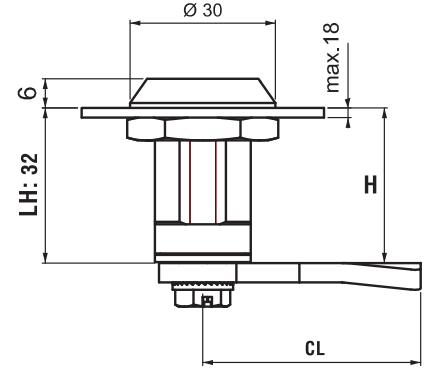
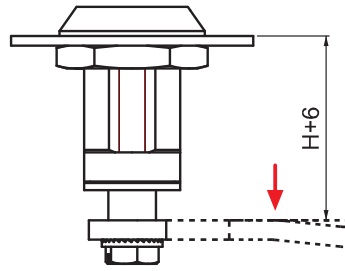
DRIVER/TOOL: Zinc Alloy DIN-EN 1774-ZnAl4Cu1

CAM: Steel

GASKET: Rubber

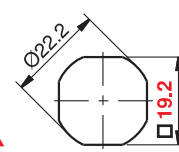
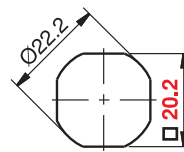
### FINISH

Chrome or Black coated



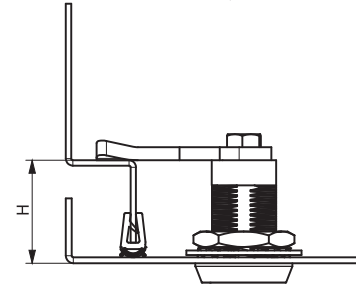
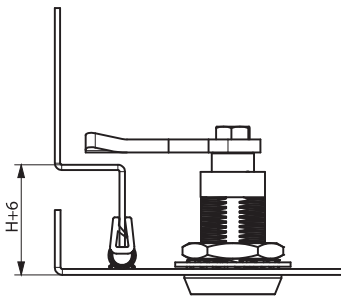
V :1

V :3



Standard  
Cut Out

US  
Cut Out

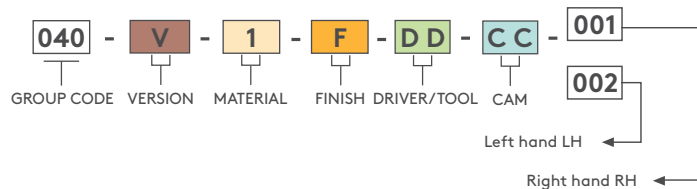


The first 90° of key rotation turns the cam to locking position

Further key rotation 180° applies 6 mm compression

KNOB	DRIVER/TOOL									
	3 mm Double bit	5 mm Double bit	Tubular key	8 mm Hexagon	8 mm Hexagon with security pin	8 mm Hexagon	8 mm Hexagon with security pin	8 mm Hexagon		
	DD 13	DD 15	DD 93	DD 68	DD 69	DD 68	DD 69	DD 68		
	Railway	8 mm Square	2X4 mm Slot	7 mm Triangular	8 mm Triangular	DD 88	DD 28	DD 42	DD 37	DD 38
DD 94	DD 88	DD 28	DD 42	DD 37	DD 38	DD 88	DD 28	DD 42	DD 37	DD 38

### PRODUCT CODE

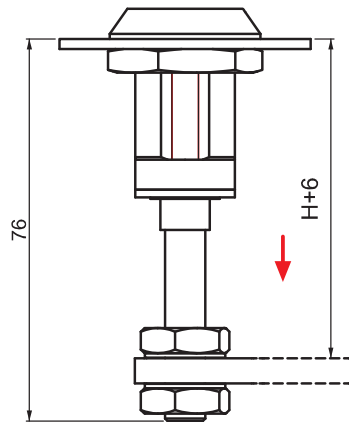
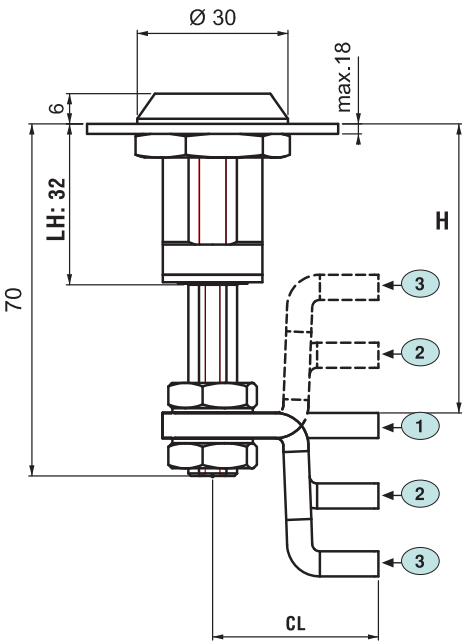


MATERIAL	M
Zinc Alloy	1

FINISH	F
Chrome	1
Black coated	2

For cams please check pages: 172 - 173

For keys please check pages : 189 - 191



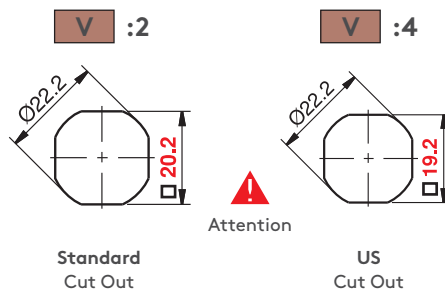
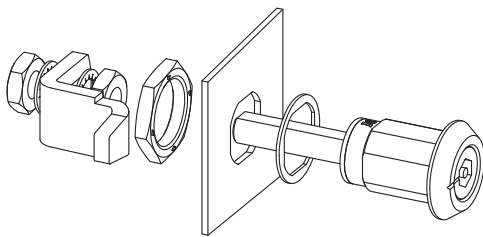
## 040

## COMPRESSION LATCH

- RoHS
- IP 65 NEMA 4
- 
- 
- 



- Used for cabinets that require better sealing under vibrating conditions
- Provides 6 mm of compression
- Wide grip range with adjustable screw
- Provides noise isolation.
- Different drivers / cams available
- Three cam alternatives available
- The latch has been tested according to the DIN EN 61373 Category 1-B for vibration and shock.
- Working Temperature Range: -50/+80 C
- M22 Nut : should be fixed with 60 Nm
- M10 Nut: should be fixed with 10 Nm
- Threadlocker is applied to the nut threads to get extra fastness against vibration and shock
- Max load capacity: 562 N

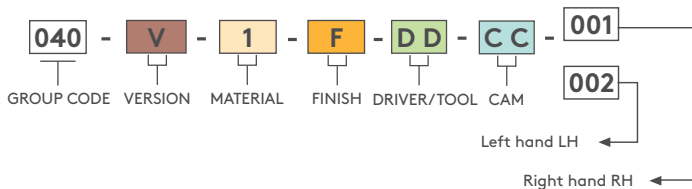


CAM	CC	CH	CL	POSITION	H: GRIP	
					MIN	MAX
1	01	0	33	Flat	41	58
2	02	14	33	Up	27	44
				Down	55	72
3	03	27,5	33	Up	13,5	30,5
				Down	68	85

### MATERIAL

HOUSING: Zinc Alloy DIN-EN 1774-ZnAl4Cu1  
 DRIVER/TOOL: Zinc Alloy DIN-EN 1774-ZnAl4Cu1  
 CAM: Steel  
 GASKET: Rubber

### PRODUCT CODE



MATERIAL	M	FINISH	F
Zinc Alloy	1	Chrome	1
		Black coated	2

## 060 A3

## FIXING DEVICE



- Can be ordered separately

# ▶ QUARTER-TURN LATCHES

## MINI COMPRESSION LATCH

140



- RoHS
- IP 65  
NEMA 4
- 
- 

- **Stainless Steel version: page 468**
- Used for cabinets that require better sealing under vibrating conditions
- 4 mm compression ratio
- Provides noise isolation
- Driver and cam alternatives available

**MATERIAL**

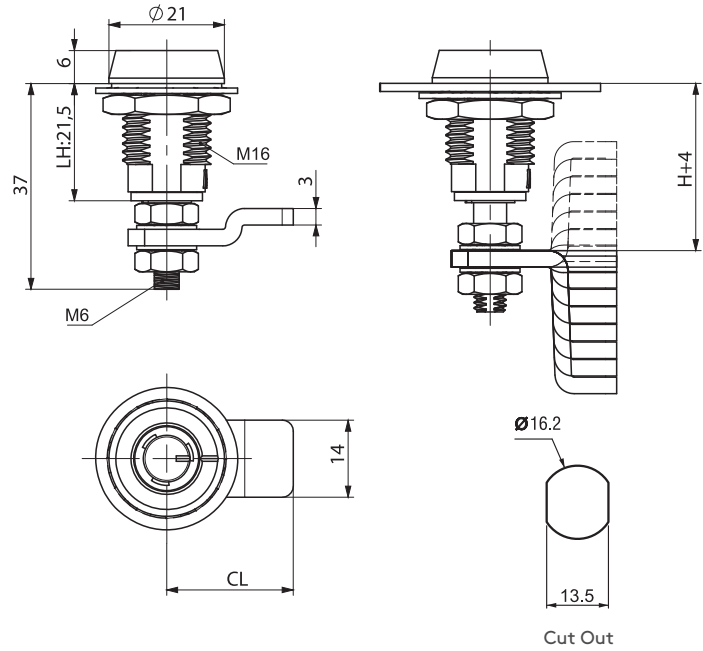
HOUSING : Zinc Alloy DIN-EN 1774-ZnAl4Cu1

DRIVER/TOOL: Zinc Alloy DIN-EN 1774-ZnAl4Cu1

CAM: Steel

**FINISH**

Chrome or black coated



CAM	CC	CH	CL	POSITION	H: GRIP	
					MIN	MAX
1	01	0	23	Flat	26.2	29.4
				Up	25.2	28.4
2	02	1.0	23	Down	27.2	30.4
				Up	22.4	25.6
3	03	3.8	23	Down	30.0	33.2
				Up	19.2	22.4
4	04	7.0	23	Down	33.2	36.4
				Up	16.0	19.2
5	05	10.2	23	Down	36.4	39.6
				Up	12.8	16.0
6	06	13.4	23	Down	39.6	42.8
				Up	9.6	12.8
7	07	16.6	23	Down	42.8	46.0
				Up	6.4	9.6
8	08	19.8	23	Down	46.0	49.2
				Up	3.2	6.4
9	09	23.0	23	Down	49.2	52.4

KNOB	
DD	
94	

DRIVER/TOOL	
Tubular key	
DD	
93	
4 mm Hexagon	
DD	
64	
Slot	
DD	
45	

## DUST CAP

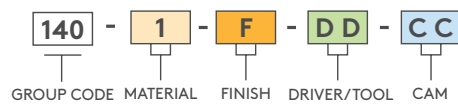
140 A1



(Order separately)

MATERIAL : Polyurethane

**PRODUCT CODE**

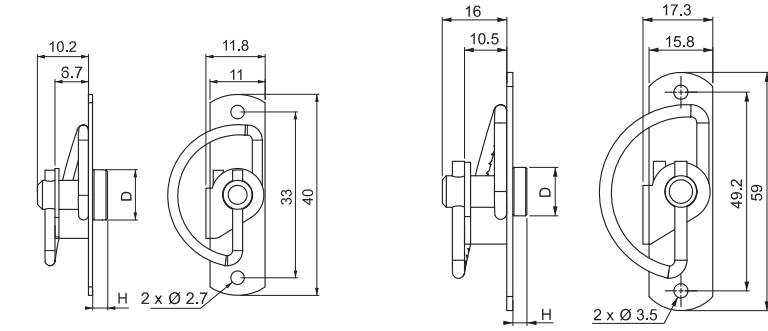


MATERIAL	M	FINISH	F
Zinc Alloy	1	Chrome	1
		Black coated	2



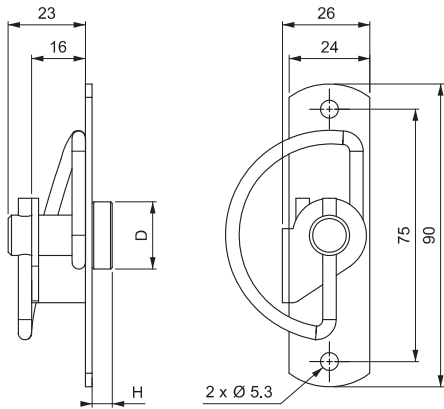
045

COMPRESSION - SPRING LATCH

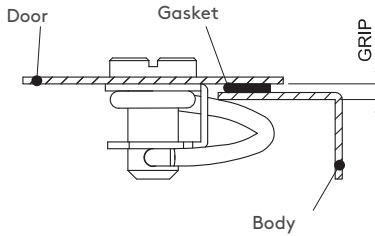


Small

Medium



Large



- Stainless Steel version: page 477
- Fix small panels to frame with ease
- Quarter-turn locking
- Easy assembly
- For doors with a bend of 24 mm

DRIVER/TOOL				
V	DD	Driver name	DØ	H
1	12	Slot - Small	10	3
	13	Knurled - Small	10.5	12
2	21	Hexagon Female 4 mm	12	3.5
	22	Slot - Medium	12	3.5
3	23	Knurled - Small	13	17.5
	31	Hexagon Female 8 mm	20	6
	32	Slot - Large	20	5



CAMS		
CC	Cam name	VERSION
41	Smooth Spring - Small	1
42	Smooth Spring - Medium	2
52	Serrated Spring - Medium	2
43	Smooth Spring - Large	3
53	Serrated Spring - Large	3

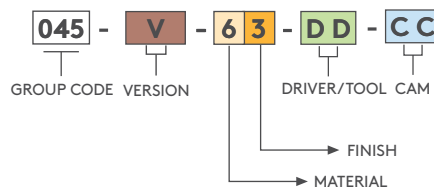
VERSIONS	
V	Product
1	Small Spring Latch
2	Medium Spring Latch
3	Large Spring Latch


**MATERIAL**

BODY: Steel  
 DRIVER/TOOL: Steel  
 SPRING: Stainless steel

<b>MATERIAL</b>	<b>F</b>	<b>FINISH</b>	<b>F</b>
Steel	6	Zinc Plated	3

**PRODUCT CODE**





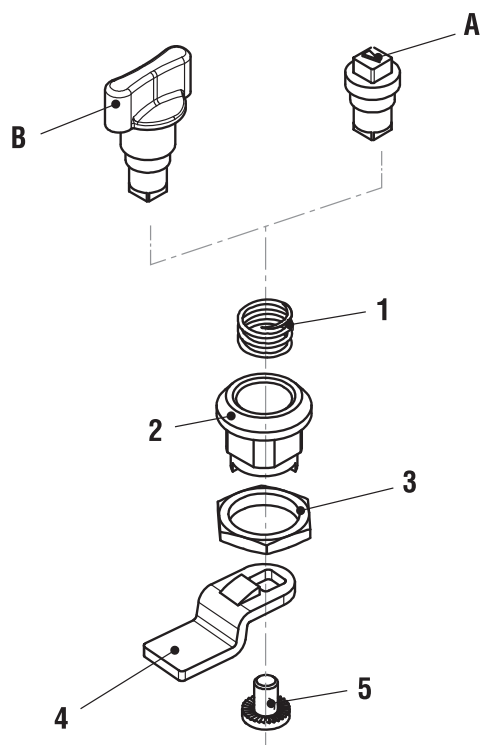


ASSEMBLY

QUARTER-TURN LATCHES

066

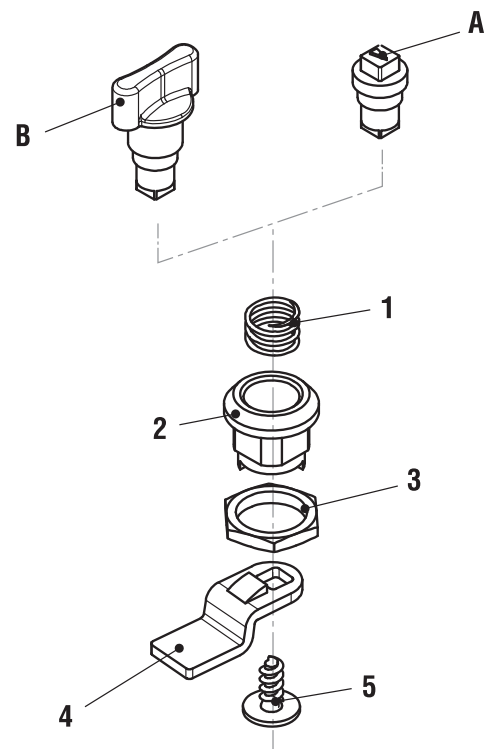
Zinc Alloy



A: Driver (066 system), Zinc Alloy  
B: Knob (166 system), Zinc Alloy

- 1: Spring
- 2: Housing, (Ø 20) Zinc Alloy
- 3: Nut, Zinc Alloy
- 4: Cam
- 5: Screw

Plastic



A: Driver (066 system), Plastic  
B: Knob (166 system), Plastic

- 1: Spring
- 2: Housing, (Ø 20) Plastic
- 3: Nut, Zinc Alloy
- 4: Cam
- 5: Screw

# ▶ QUARTER-TURN LATCHES

## MINI QUARTER TURN – EASY FIXING

366



- Easy assembly by clips
- Specially designed internal spring provides 1 mm torsion

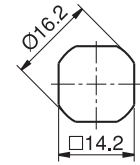
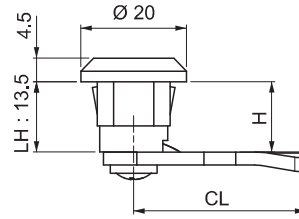
### MATERIAL

HOUSING: PA6 GFR 30  
 DRIVER/TOOL: Zinc Alloy DIN-EN 1774-ZnAl4Cu1 or PA6 GFR 30  
 CAM: Steel



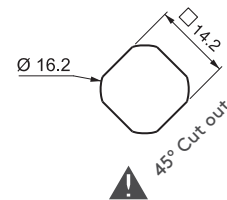

Application Keys  
 Code: 267

DRIVER/TOOL		M	F
6 mm Square		M	F
DD		1	1
		1	2
26		2	0
7 mm Triangular		M	F
DD		1	1
		1	2
37		2	0
Slot		M	F
DD		1	1
		1	2
42		2	0

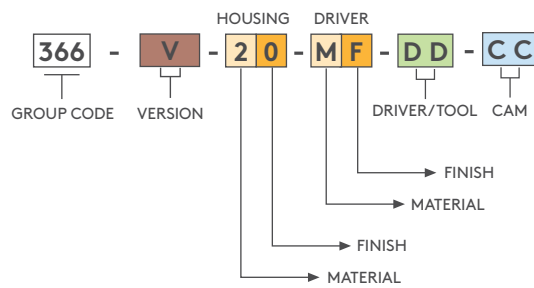


Standard cut out

V : 1



V : 2



MATERIAL	M
Zinc Alloy	1
Plastic	2

FINISH	F
Chrome	1
Black coated	2
No finish	0

For cams please check page: 175

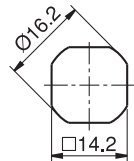
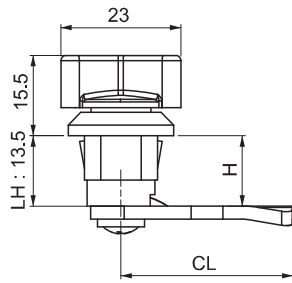
For keys please check page: 189 - 191





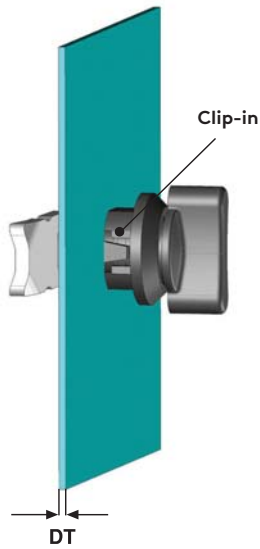
566

MINI QUARTER TURN – EASY FIXING

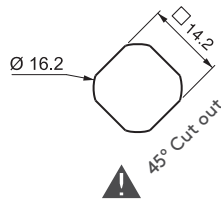


Standard cut out

V : 1



Door Thickness : 0.8 mm - 1.2 mm



V : 2

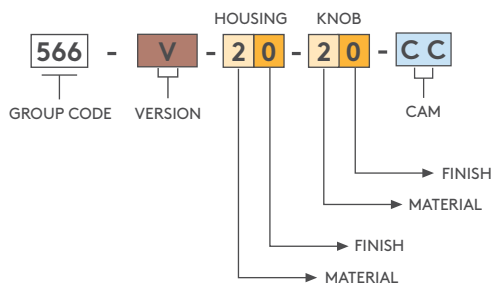
- RoHS
- 
- 
- 



- Easy assembly by clips
- Specially designed internal spring provides 1 mm torsion

MATERIAL

HOUSING: PA6 GFR 30  
 KNOB: PA6 GFR 30  
 CAM: Steel



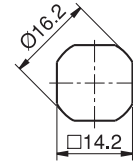
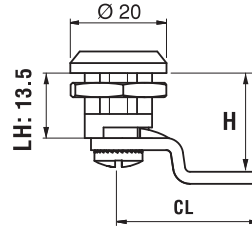
MATERIAL	M	FINISH	F
Plastic	2	No finish	0

For cams please check page: 175

# ▶ QUARTER-TURN LATCHES

## MINI QUARTER TURN - SPRING LOADED

066



Cut Out

- Stainless steel version: page 466
- Specially designed internal spring provides 1 mm torsion
- Sealing washer not supplied

### MATERIAL

HOUSING: Zinc Alloy DIN-EN 1774-ZnAl4Cu1 or PA6 GFR 30  
 DRIVER/TOOL: Zinc Alloy DIN-EN 1774-ZnAl4Cu1 or PA6 GFR 30  
 CAM: Steel

066 1-1-DD-CC  
Zinc Alloy Chrome

066 1-2-DD-CC  
Zinc Alloy Black Coated

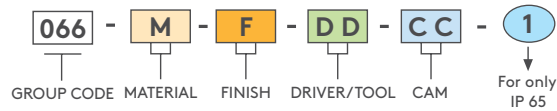
066 2-0-DD-CC  
Plastic



Application Keys  
Code: 267

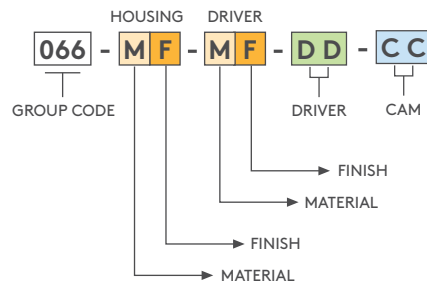
DRIVER/TOOL		M	F
6 mm Square		M	F
DD		1	1
		1	2
26		2	0
7 mm Triangular		M	F
DD		1	1
		1	2
37		2	0
Slot		M	F
DD		1	1
		1	2
42		2	0

### PRODUCT CODE

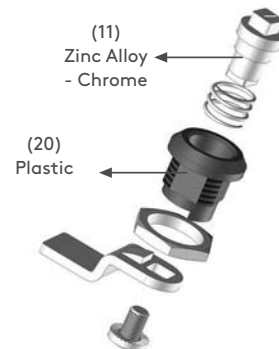


MATERIAL	M	FINISH	F
Zinc Alloy	1	Chrome	1
Plastic	2	Black coated	2
		No finish	0

For mixed material and finish latch orders please use the following coding system



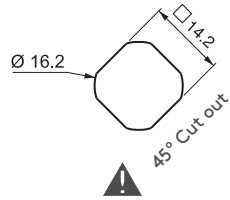
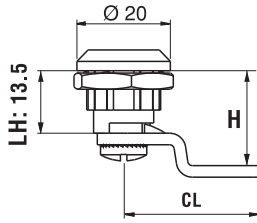
### EXAMPLE



PRODUCT CODE  
066 20-11-42-11

For cams please check page: 175

For keys please check page: 189 - 191



266

MINI QUARTER TURN – SPRING LOADED

- RoHS
- IP 65 NEMA 4
- 




- Specially designed internal spring provides 1 mm torsion
- Sealing washer not supplied

266 1-1-DD-CC  
Zinc Alloy Chrome

266 1-2-DD-CC  
Zinc Alloy Black Coated

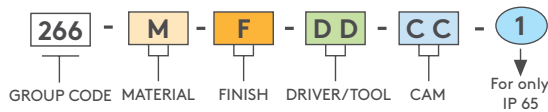
266 2-0-DD-CC  
Plastic



MATERIAL

HOUSING: Zinc Alloy DIN-EN 1774-ZnAl4Cu1 or PA6 GFR 30  
 DRIVER/TOOL: Zinc Alloy DIN-EN 1774-ZnAl4Cu1 or PA6 GFR 30  
 CAM: Steel

PRODUCT CODE



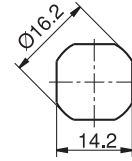
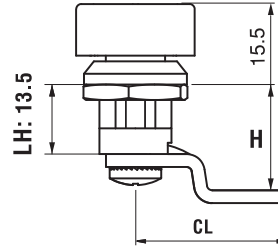
MATERIAL	M	FINISH	F
Zinc Alloy	1	Chrome	1
		Black coated	2
Plastic	2	No finish	0

For cams please check page: 175  
 For keys please check page: 189 - 191

# ▶ QUARTER-TURN LATCHES

## MINI QUARTER TURN - WING KNOB

166



Cut Out

- Wing operates latch and serves as knob
- Sealing washer not supplied

### MATERIAL

HOUSING: Zinc Alloy DIN-EN 1774-ZnAl4Cu1 or PA6 GFR 30  
 KNOB: Zinc Alloy DIN-EN 1774-ZnAl4Cu1 or PA6 GFR 30  
 CAM: Steel

**166 1-1-CC**  
Zinc Alloy Chrome



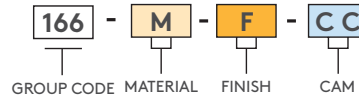
**166 1-2-CC**  
Zinc Alloy Black Coated



**166 2-0-CC**  
Plastic

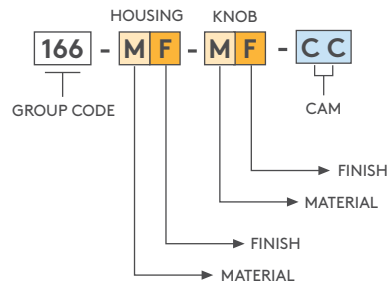


### PRODUCT CODE

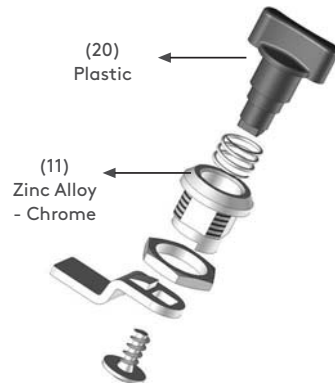


MATERIAL	M	FINISH	F
Zinc Alloy	1	Chrome	1
		Black coated	2
Plastic	2	No finish	0

For mixed material and finish latch orders, please use the following coding system:



### EXAMPLE



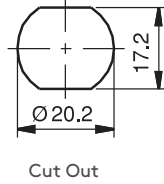
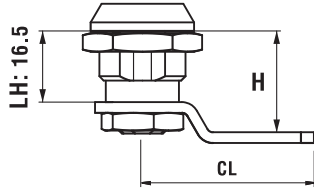
PRODUCT CODE  
166 11-20-11

For cams please check page: 175



050

CAM LATCH – BALL



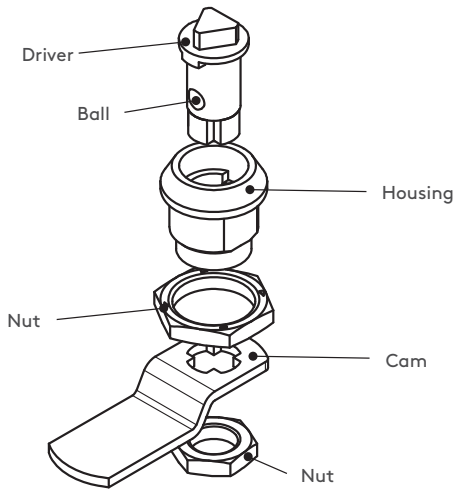
- Special index action to assist locking and keep cam in position
- Stable in open position

**MATERIAL**

HOUSING: Zinc Alloy DIN-EN 1774-ZnAl4Cu1  
CAM: Steel

**FINISH**

Chrome plated



DRIVER/TOOL	
	Slot
DD	
83	
9 mm Triangular	
DD	
39	
6 mm hexagon	
DD	
66	

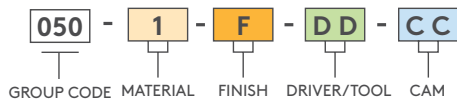
Application keys:



267-39

169-66

PRODUCT CODE



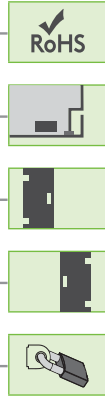
MATERIAL	M	FINISH	F
Zinc Alloy	1	Chrome	1
		Black coated	2

For cams please check page: 175

# ▶ QUARTER-TURN LATCHES

PADLOCKABLE – KNOB

055



- Padlockable version
- Padlock shackle diameter  
Minimum 4 mm – Maximum 6 mm

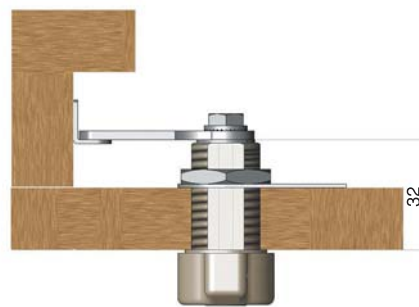
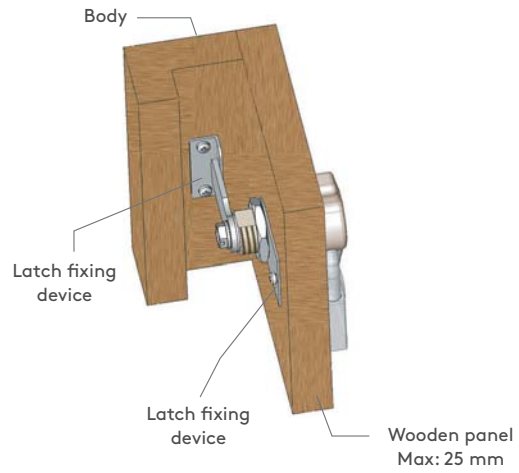
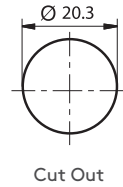
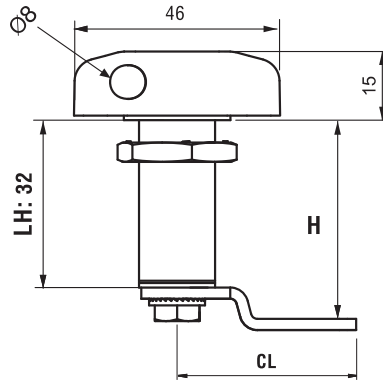
**MATERIAL**

HOUSING: Zinc Alloy DIN-EN 1774-ZnAl4Cu1  
 KNOB: Zinc Alloy DIN-EN 1774-ZnAl4Cu1  
 CAM: Steel

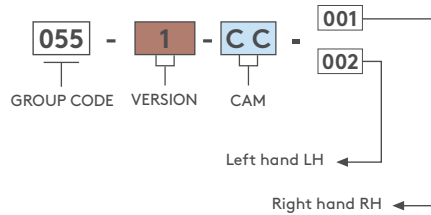
**FINISH**  
 Nickel Plated

**⚠ Note:** Not suitable to use with long-shackle padlocks.

V : 1



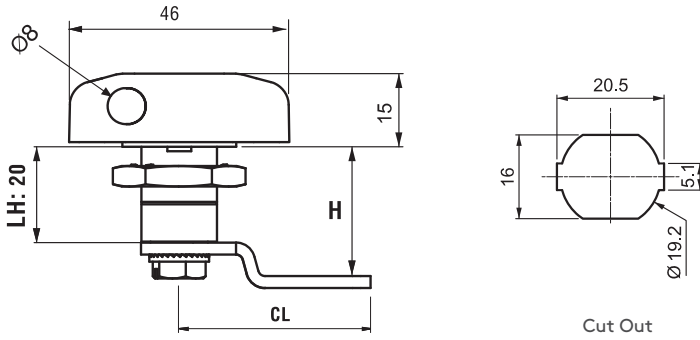
**PRODUCT CODE**



For cams please check page: 175



V : 3



**055** PADLOCKABLE - KNOB

- RoHS
- 
- 
- 
- 



- Padlockable version
- Padlock shackle diameter  
Minimum 4 mm – Maximum 6 mm

**MATERIAL**

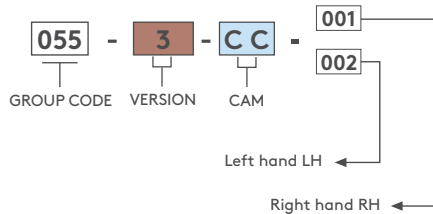
HOUSING: Zinc Alloy DIN-EN 1774-ZnAl4Cu1  
 KNOB: Zinc Alloy DIN-EN 1774-ZnAl4Cu1  
 CAM: Steel

**FINISH**

Nickel Plated

**⚠ Note:** Not suitable to use with long-shackle padlocks.

**PRODUCT CODE**

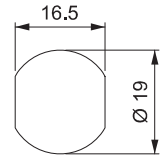
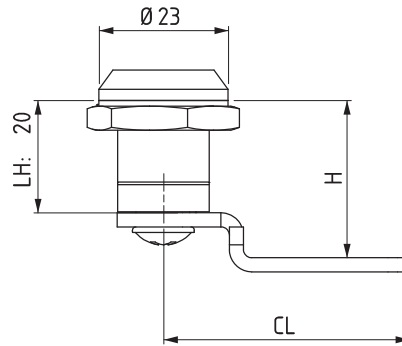


For cams please check page: 175

# ▶ QUARTER-TURN LATCHES

## QUARTER-TURN LATCH

**350**

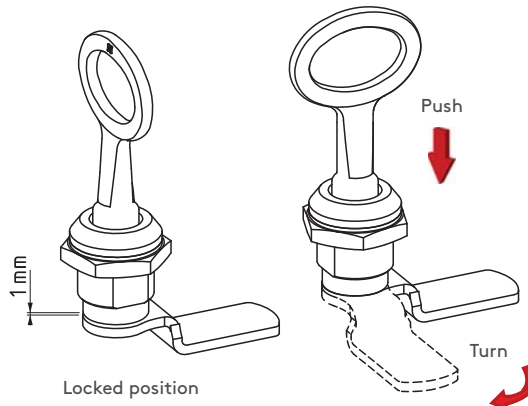


Cut Out

- Vibration proof quarter turn
- Opening the latch only possible by pushing and rotating the driver by the key
- Nickel plating is an option

### MATERIAL

HOUSING: Zinc Alloy DIN-EN 1774-ZnAl4Cu1  
 DRIVER/TOOL: Zinc Alloy DIN-EN 1774-ZnAl4Cu1  
 NUT: Zinc Alloy DIN-EN 1774-ZnAl4Cu1  
 CAM: Steel

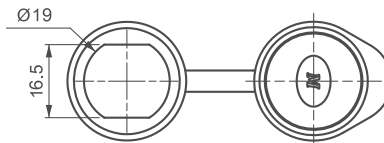


### DRIVER / TOOL

		M	F
3 mm Double Bit			
DD		1	1
		1	2
13		1	4
7 mm Triangular		1	1
DD		1	1
		1	2
37		1	4
7 mm Square			
DD		1	1
		1	2
27		1	4
Slot			
DD		1	1
		1	2
42		1	4

## DUST CAP

**050 A4**



### PRODUCT CODE

**350** - **1** - **F** - **DD** - **CC**  
 GROUP CODE MATERIAL FINISH DRIVER/TOOL CAM

MATERIAL	M
Zinc Alloy	1

FINISH	F
Chrome plated	1
Black coated	2
Nickel plated	4

For cams please check page: 175

For keys please check page: 191

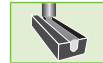
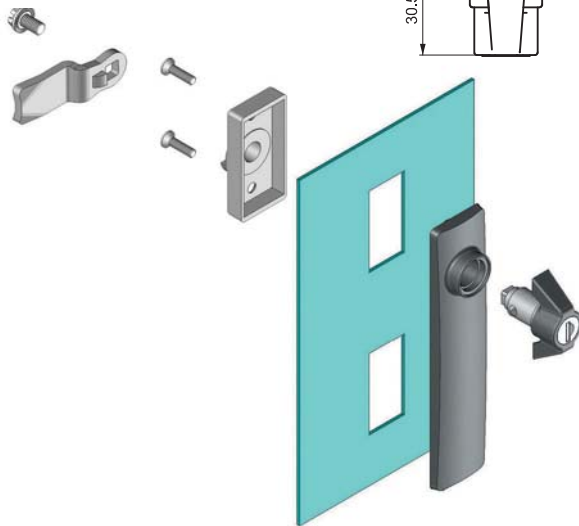
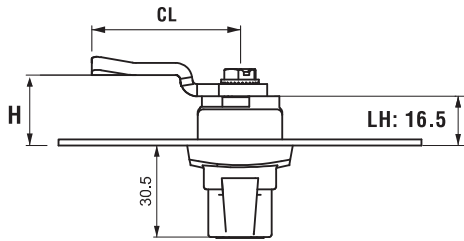
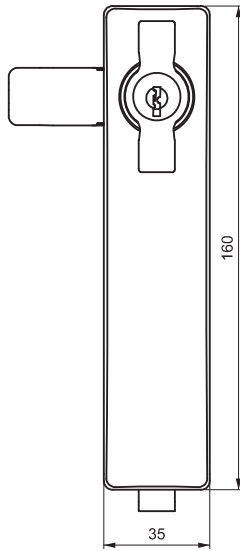
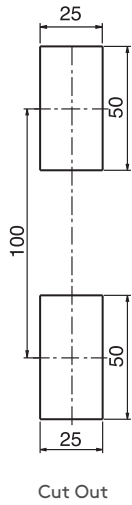




V : 6

203

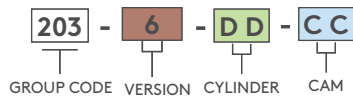
QUARTER TURN - WING KNOB



MATERIAL

BODY: PA6 GFR 30  
 KNOB: Zinc Alloy DIN-EN 1774-ZnAl4Cu1 or PA6 GFR 30  
 CAM: Steel  
 GASKET: Polyurethane

PRODUCT CODE



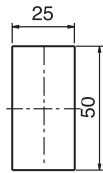
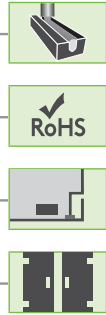
CYLINDER	SPECIFICATIONS	DD
	No cylinder	00
	Keyed alike	01
	Keyed differ	02
	Euro key (5333)	05
	CH751 (Stainless steel dust cap)	07

For cams please check pages: 170 - 171

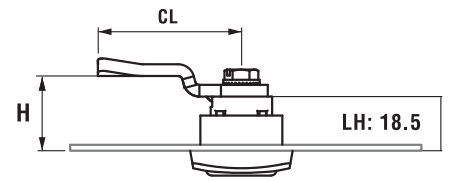
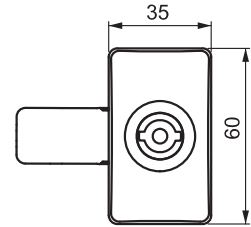
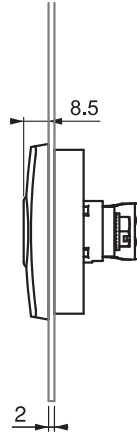
# ▶ QUARTER-TURN LATCHES

## QUARTER-TURN LATCH

103

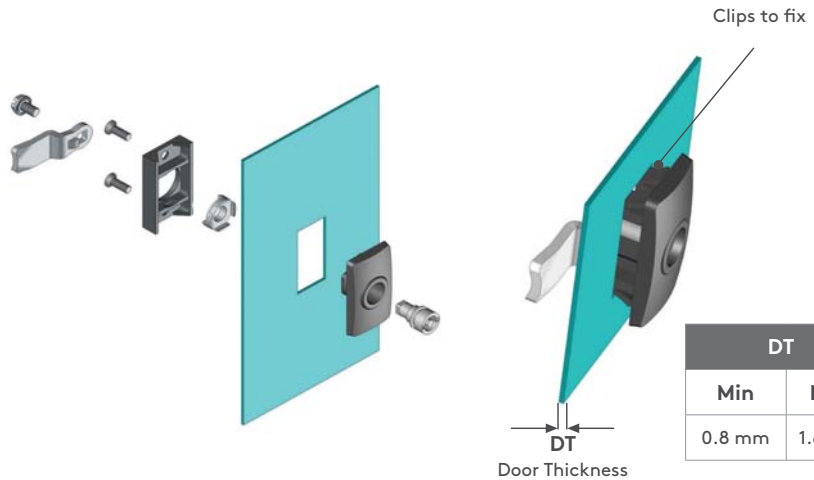


Cut Out



### MATERIAL

BODY: PA6 GFR 30  
 DRIVER/TOOL: Zinc Alloy DIN-EN 1774-ZnAl4Cu1 or PA6 GFR 30  
 CAM: Steel  
 GASKET: Polyurethane



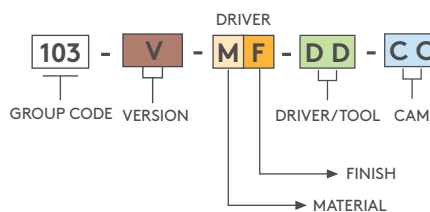
DT	
Min	Max
0.8 mm	1.8 mm

V : 1

V : 6

Clips to fix

### PRODUCT CODE


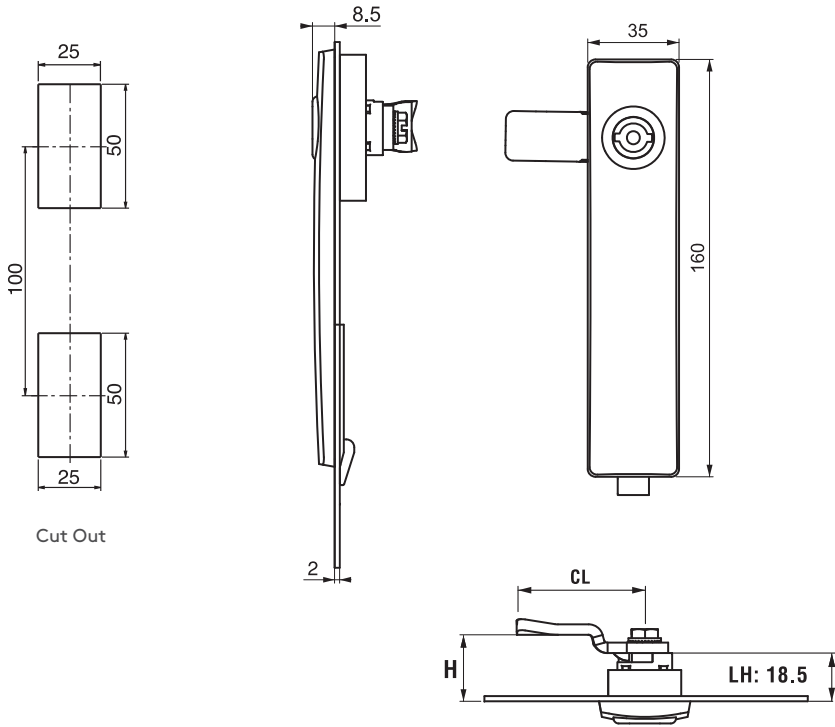


- For cams please check pages: 170 - 171
- For drivers please check page: 194
- For keys please check pages : 189 - 191



203

QUARTER-TURN LATCH



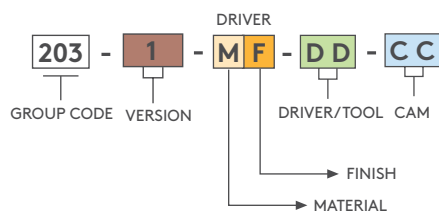
- IP 54 NEMA 3
- Material
- RoHS
- Gasket
- Cam



**MATERIAL**

BODY: PA6 GFR 30  
 DRIVER/TOOL: Zinc Alloy DIN-EN 1774-ZnAl4Cu1 or PA6 GFR 30  
 CAM: Steel  
 GASKET: Polyurethane

**PRODUCT CODE**



- For cams please check pages: 170 - 171
- For drivers please check page: 194
- For keys please check pages : 189 - 191




# LATCHES/LOCK



## CAM LATCHES

GROUP CODE	PRODUCT NAME
163	SPRING CAM LATCH
063	CAM LATCH
761	CAM LATCH – EASY FIXING
261	KNOB LATCH
065	CAM LATCH – WING KNOB
165	MINI CAM LATCH – WING KNOB
110	CAM LATCH – T HANDLE
111	CAM LATCH – L HANDLE
064	CAM LATCH – T HANDLE
064	CAM LATCH – L HANDLE
240	COMPRESSION LATCH – T HANDLE
340	COMPRESSION LATCH – WING KNOB
050	CAM LATCH
150	CAM LATCH
250	CAM LATCH
057	MINI CAM LATCH
157	MINI CAM LATCH
257	MINI CAM LATCH
056	CAM LATCH
	ACCESSORIES



PAGE

248

249

250

251

252

253

254

255

256

257

258 - 259

260 - 261

262 - 263

264

265

266

267

268

269

270



p249



p254



p260



p262

# CAM LATCHES

## SPRING CAM LATCH

163



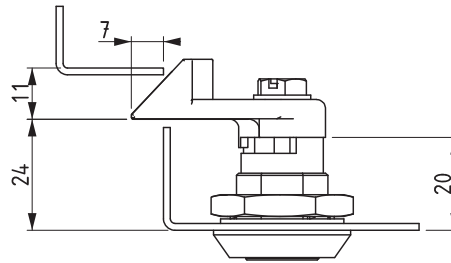
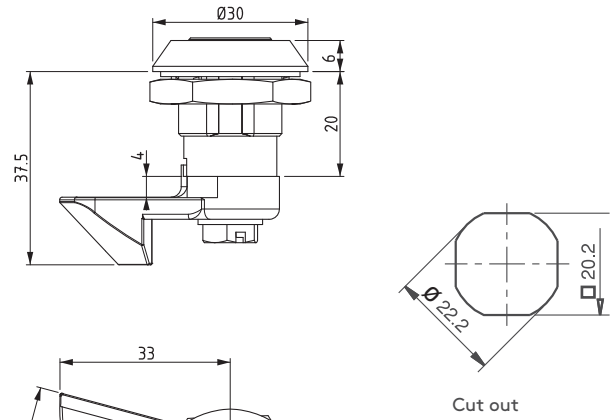
- Spring-loaded cam provides depress-to-latch action
- Distance between inside of latch face and front of cam fixed at 24 mm
- There is no IP 65 version of this latch, due to spring loaded cam

### APPLICATIONS

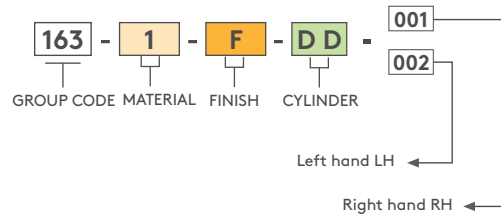
Electric panels, machinery covers

### MATERIAL

HOUSING: Zinc Alloy DIN-EN 1774-ZnAl4Cu1  
 CYLINDER: Zinc Alloy DIN-EN 1774-ZnAl4Cu11  
 CAM: Steel  
 GASKET: Rubber



### PRODUCT CODE



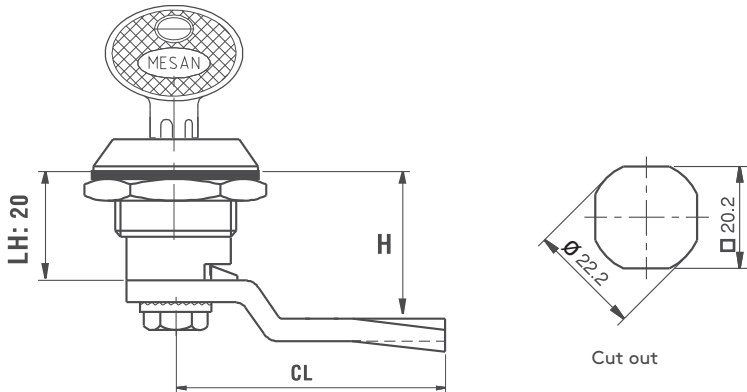
MATERIAL	M	FINISH	F
Zinc Alloy	1	Chrome	1
		Black coated	2

CYLINDER	SPECIFICATIONS	DD
	Keyed alike (Stainless steel dust cap)	03
	Keyed differ (Stainless steel dust cap)	32
	Master System	04
	Euro key (5333)	05
	CH751 (Stainless steel dust cap)	07



063

CAM LATCH



- Quarter-turn operation
- Body length 20.5 mm (Please be sure to order appropriate cam)
- Available in all die-cast zinc alloy or with polyamide housing

**063 1-1-DD-CC**  
Zinc Alloy - Chrome

**063 1-2-DD-CC**  
Zinc Alloy - Black Coated

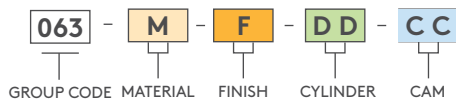
**063 2-0-DD-CC**  
Plastic



**MATERIAL**

HOUSING: Zinc Alloy DIN-EN 1774-ZnAl4Cu1 or PA6 GFR 30  
CAM: Steel or Plastic  
GASKET: Rubber

**PRODUCT CODE**



MATERIAL	M	FINISH	F
Zinc Alloy	1	Chrome	1
		Black coated	2
Plastic	2	No finish	0

CYLINDER	SPECIFICATIONS	DD
	Keyed alike (Stainless steel dust cap)	03
	Keyed differ (Stainless steel dust cap)	32
	Master System	04
	Euro key (5333)	05
	CH751 (Stainless steel dust cap)	07

For cams please check pages: 170 - 171

# CAM LATCHES

## CAM LATCH – EASY FIXING

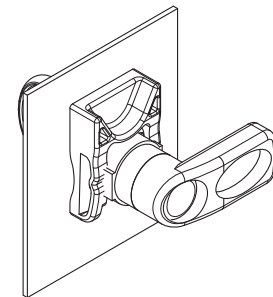
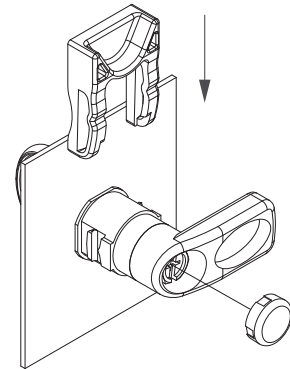
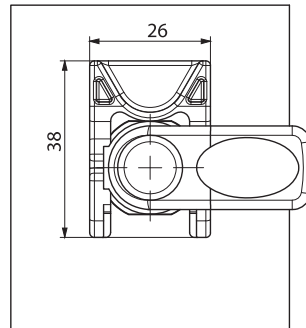
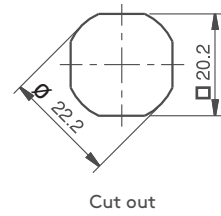
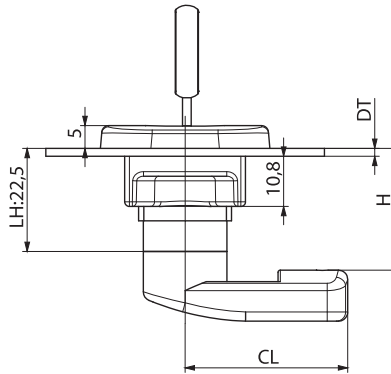
761



- Easy assembly by Plastic clips
- Applicable on different panel thicknesses
- Various driver options
- Logo application upon request

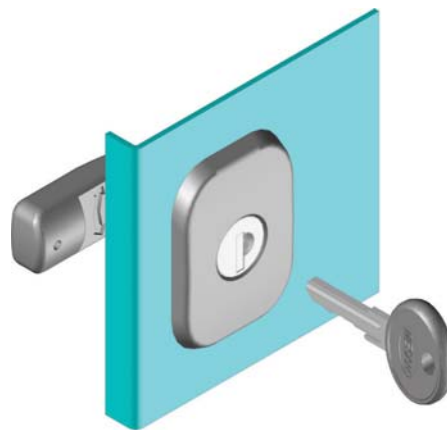
### MATERIAL

HOUSING: Polyamide DIN-EN ISO 1043-1 PA6 GFR 30  
 CYLINDER: Zinc Alloy DIN-EN 1774-ZnAl4Cu11  
 CAM: Plastic or steel



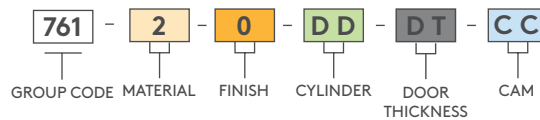
320.02.221  
 BOLT COVER (For grounding)


- Can order separately (only for Plastic cams)



SPECIFICATIONS	DT
1.2 -1.8 mm panel thickness	12
1.8 -2.3 mm panel thickness	23

### PRODUCT CODE



CYLINDER	SPECIFICATIONS	DD
	Keyed alike (Stainless steel dust cap)	03
	Keyed differ (Stainless steel dust cap)	32
	Master System	04
	Euro key (5333)	05
	CH751 (Stainless steel dust cap)	07

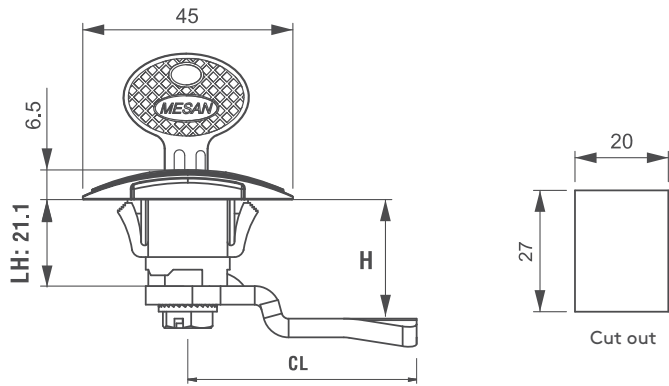
For cams please check pages: 170 - 171





261

NOB LATCH

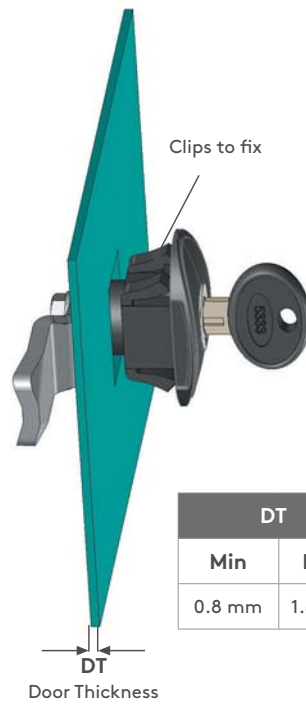



- RoHS
- 
- 
- 



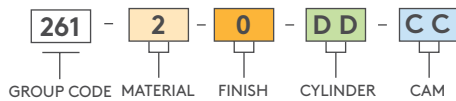
- Clip fixing for easy assembly
- Mounting nut not required
- Special 20 mm x 26 mm cut out
- No IP 65 version of this latch
- 1.8 mm maximum panel thickness

**MATERIAL**  
 HOUSING: Polyamide DIN-EN ISO 1043-1 PA6 GFR 30  
 CAM: Steel or Plastic



DT	
Min	Max
0.8 mm	1.8 mm

PRODUCT CODE



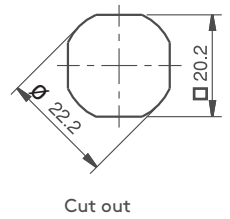
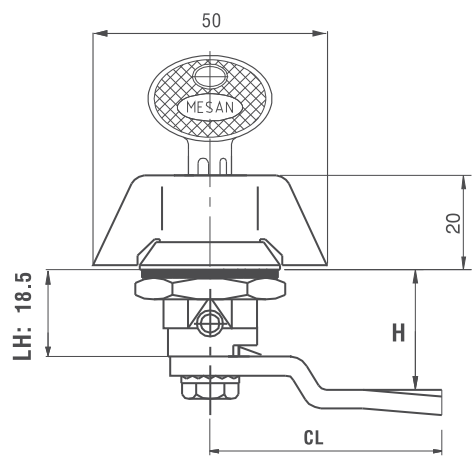
CYLINDER	SPECIFICATIONS	DD
	Keyed alike (Stainless steel dust cap)	03
	Keyed differ (Stainless steel dust cap)	32
	Master System	04
	Euro key (5333)	05
	CH751 (Stainless steel dust cap)	07

For cams please check pages: 170 - 171

# CAM LATCHES

## CAM LATCH - WING KNOB

**065**



- Stainless steel version: page 482
- Quarter-turn operation
- Available in all die-cast zinc alloy or with polyamide wing knob and housing
- Optional blind version

**MATERIAL**  
**HOUSING:** Zinc Alloy DIN-EN 1774-ZnAl4Cu1  
**CAM:** Steel or Plastic  
**GASKET:** Rubber

**065 1-1-DD-CC**  
Zinc Alloy Chrome



**065 1-2-DD-CC**  
Zinc Alloy Black Coated



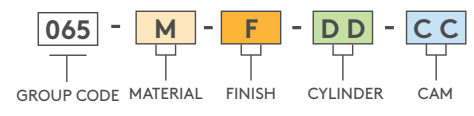
**065 2-0-DD-CC**  
Plastic



No cylinder '00'



### PRODUCT CODE



MATERIAL	M	FINISH	F
Zinc Alloy	1	Chrome	1
		Black coated	2
Plastic	2	No finish	0

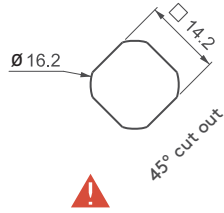
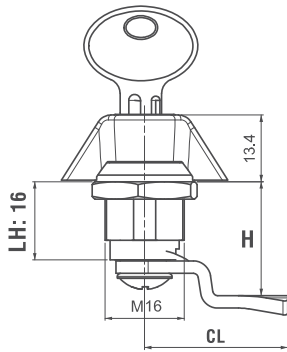
CYLINDER	SPECIFICATIONS	DD
	No cylinder	00
	Keyed alike (Stainless steel dust cap)	03
	Keyed differ (Stainless steel dust cap)	32
	Master System	04
	Euro key (5333)	05
	CH751 (Stainless steel dust cap)	07

For cams please check pages: 170 - 171



165

MINI CAM LATCH – WING KNOB



- Quarter-turn operation
- Available all die-cast zinc alloy
- Suitable for small cabinets

165 1-1-DD-CC  
Zinc Alloy Chrome

165 1-2-DD-CC  
Zinc Alloy Black Coated



MATERIAL

HOUSING: Zinc Alloy DIN-EN 1774-ZnAl4Cu1

KNOB: Zinc Alloy DIN-EN 1774-ZnAl4Cu1

CAM: Steel

PRODUCT CODE



GROUP CODE MATERIAL FINISH CYLINDER CAM

MATERIAL	M	FINISH	F
Zinc Alloy	1	Chrome	1
		Black coated	2

CYLINDER	SPECIFICATIONS	DD
	Keyed alike (Stainless steel dust cap)	03
	Keyed differ (Stainless steel dust cap)	32

For cams please check page: 175

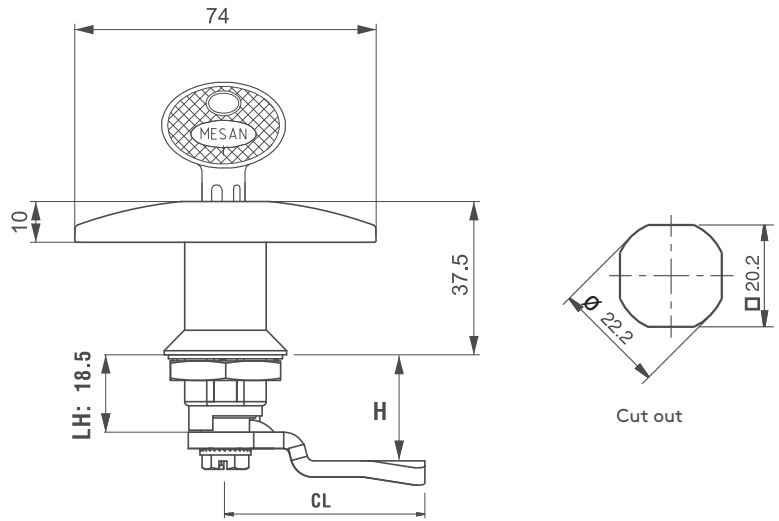
# CAM LATCHES

## CAM LATCH – T HANDLE

110



- RoHS
- IP 65  
NEMA 4
- 



- Stainless steel version: page 480
- Quarter-turn operation
- Available in all die-cast zinc alloy or with polyamide wing handle and housing
- Optional blind version

**MATERIAL**

HOUSING: Zinc Alloy DIN-EN 1774-ZnAl4Cu1  
 CAM: Steel or Plastic  
 GASKET: Rubber

**110 1-1-DD-CC**  
Zinc Alloy Chrome



**110 1-2-DD-CC**  
Zinc Alloy Black Coated



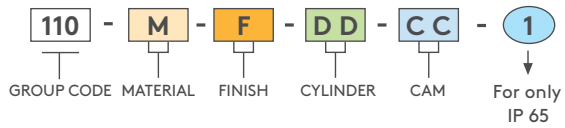
**110 2-0-DD-CC**  
Plastic



No cylinder '00'



**PRODUCT CODE**



MATERIAL		FINISH	
	M		F
Zinc Alloy	1	Chrome	1
		Black coated	2
Plastic	2	No finish	0

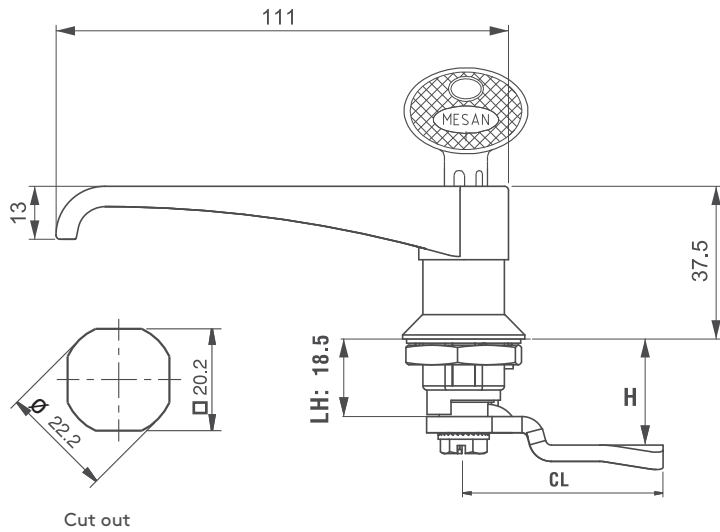
CYLINDER	SPECIFICATIONS	DD
	No cylinder	00
	Keyed alike (Stainless steel dust cap)	03
	Keyed differ (Stainless steel dust cap)	32
	Euro key (5333)	05
	CH751 (Stainless steel dust cap)	07

For cams please check pages: 170 - 171



111

CAM LATCH – L HANDLE



111 1-1-DD-CC  
Zinc Alloy Chrome

111 1-2-DD-CC  
Zinc Alloy Black Coated

111 2-0-DD-CC  
Plastic

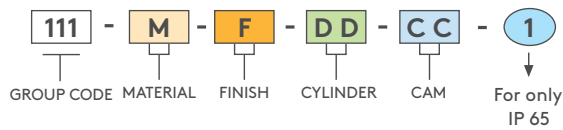


- Stainless steel version: page 481
- Quarter-turn operation
- Available in all die-cast zinc alloy or with polyamide wing handle and housing
- Optional blind version

MATERIAL

HOUSING: Zinc Alloy DIN-EN 1774-ZnAl4Cu1  
CAM: Steel or Plastic  
GASKET: Rubber

PRODUCT CODE



MATERIAL	M	FINISH	F
Zinc Alloy	1	Chrome	1
		Black coated	2
Plastic	2	No finish	0

CYLINDER	SPECIFICATIONS	DD
	No cylinder	00
	Keyed alike (Stainless steel dust cap)	03
	Keyed differ (Stainless steel dust cap)	32
	Euro key (5333)	05
	CH751 (Stainless steel dust cap)	07

No cylinder '00'

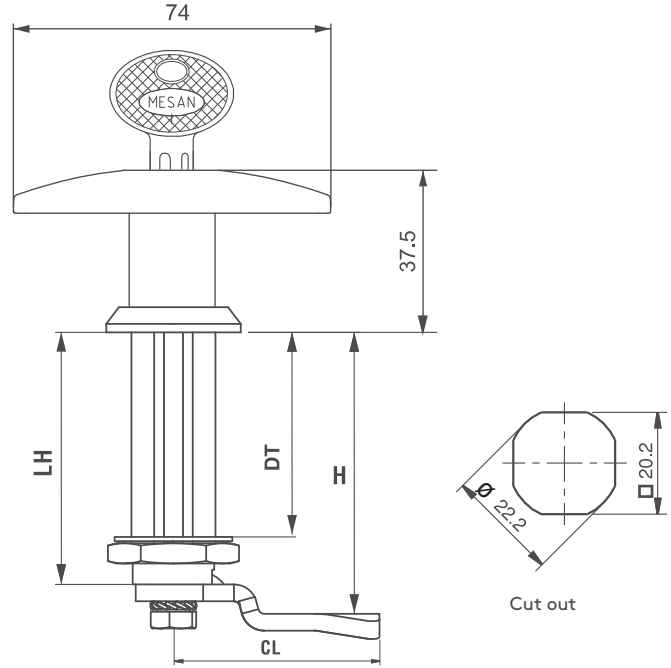


For cams please check pages: 170 - 171

# CAM LATCHES

## CAM LATCH - T HANDLE

064



DT	LH
20	30
30	40
40	50
50	60

- For soundproof or isolated doors
- Supplied with adapter suitable to standard housing
- Available in all die-cast zinc alloy or with polyamide wing handle and housing
- Optional blind version

**MATERIAL**  
**HOUSING:** Zinc Alloy DIN-EN 1774-ZnAl4Cu1  
**CAM:** Steel or Plastic  
**GASKET:** Rubber

**064 110-DT-1-1-DD-CC**  
 Zinc Alloy Chrome

**064 110-DT-1-2-DD-CC**  
 Zinc Alloy Black Coated

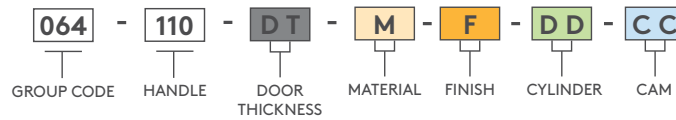
**064 110-DT-2-0-DD-CC**  
 Plastic




No cylinder '00'



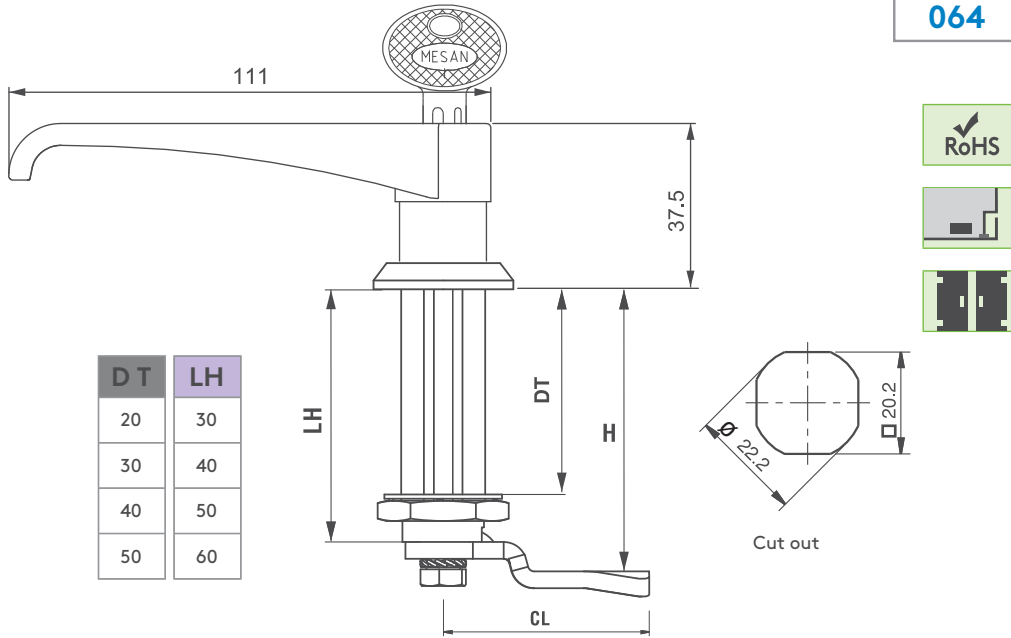
### PRODUCT CODE



MATERIAL	M	FINISH	F
Zinc Alloy	1	Chrome	1
		Black coated	2
Plastic	2	No finish	0

CYLINDER	SPECIFICATIONS	DD
	No cylinder	00
	Keyed alike (Stainless steel dust cap)	03
	Keyed differ (Stainless steel dust cap)	32
	Euro key (5333)	05
	CH751 (Stainless steel dust cap)	07

For cams please check pages: 170 - 171



DT	LH
20	30
30	40
40	50
50	60

064

CAM LATCH - L HANDLE



- Primarily for soundproof or isolated doors
- Supplied with adapter suitable to standard housing
- Available in all die-cast zinc alloy or with polyamide wing handle and housing
- Optional blind version

064 111-DT-1-1-DD-CC  
Zinc Alloy Chrome

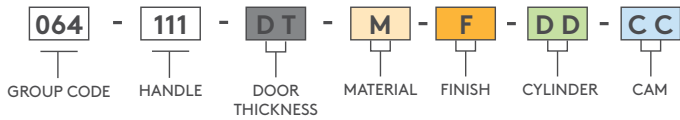
064 111-DT-1-2-DD-CC  
Zinc Alloy Black Coated

064 111-DT-2-0-DD-CC  
Plastic



**MATERIAL**  
HOUSING: Zinc Alloy DIN-EN 1774-ZnAl4Cu1  
CAM: Steel or Plastic  
GASKET: Rubber

PRODUCT CODE



MATERIAL	M	FINISH	F
Zinc Alloy	1	Chrome	1
		Black coated	2
Plastic	2	No finish	0

No cylinder '00'



CYLINDER	SPECIFICATIONS	DD
	No cylinder	00
	Keyed alike (Stainless steel dust cap)	03
	Keyed differ (Stainless steel dust cap)	32
	Euro key (5333)	05
	CH751 (Stainless steel dust cap)	07

For cams please check pages: 170 - 171

# CAM LATCHES

## COMPRESSION LATCH - T HANDLE

240



- Used for cabinets require better sealing under vibrating conditions
- Provides 6 mm of compression
- Provides noise isolation
- Standard cams without stopper required for these latches

### MATERIAL

HOUSING: Zinc Alloy DIN-EN 1774-ZnAl4Cu1

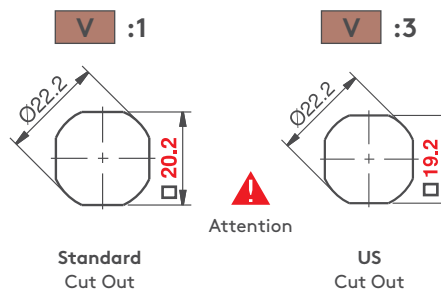
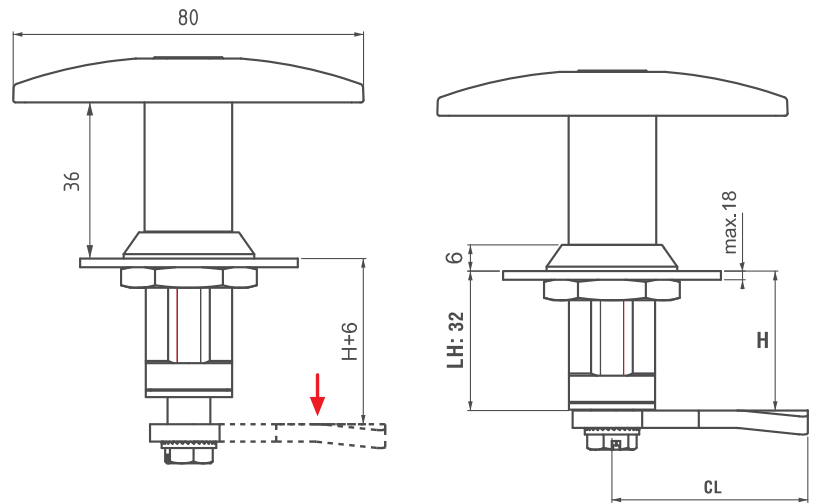
HANDLE: Zinc Alloy DIN-EN 1774-ZnAl4Cu1

CAM: Steel

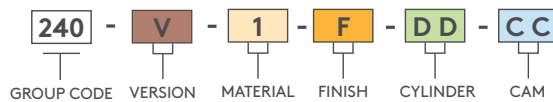
GASKET: Rubber

### FINISH


Chrome or black coated



### PRODUCT CODE



MATERIAL	M	FINISH	F
Zinc Alloy	1	Chrome	1
		Black coated	2

CYLINDER	SPECIFICATIONS	DD
	No cylinder	00
	Keyed alike (Stainless steel dust cap)	03
	Keyed differ (Stainless steel dust cap)	32
	CH751 (Stainless steel dust cap)	07

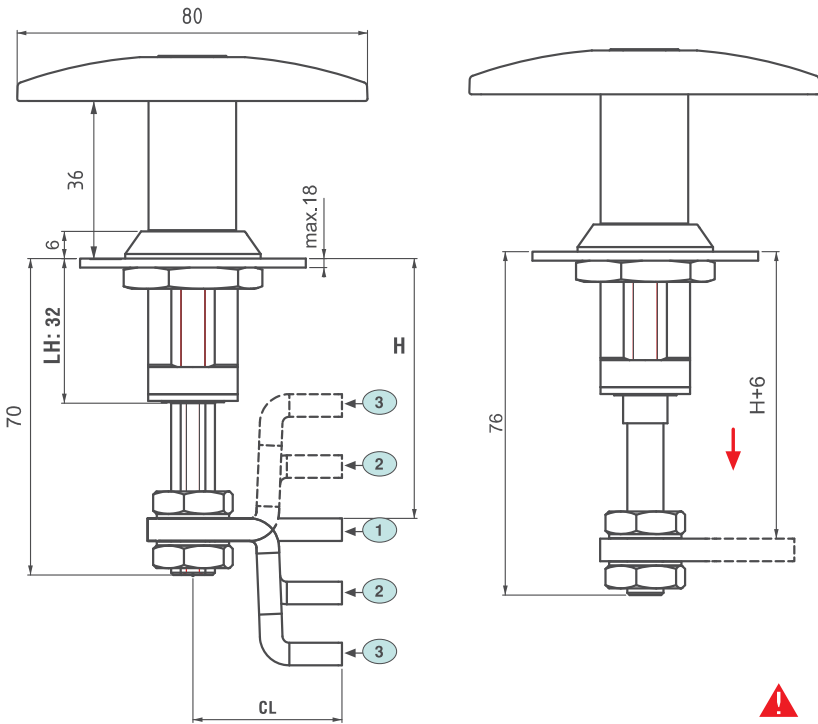
 For cams please check pages: 172- 173





240

COMPRESSION LATCH - T HANDLE

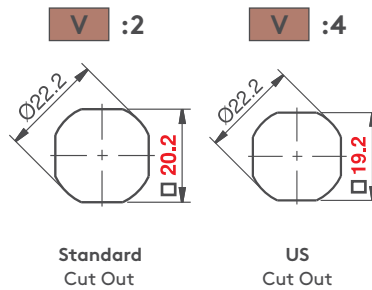


- RoHS
- IP 65 NEMA 4
- 
- 



Attention

CAM	CC	CH	CL	POSITION	H: GRIP	
					MIN	MAX
1	01	0	33	Flat	41	58
2	02	14	33	Up	27	44
				Down	55	72
3	03	27,5	33	Up	13,5	30,5
				Down	68	85

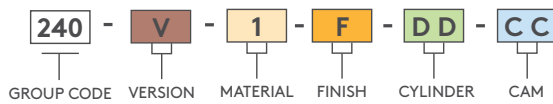


- For the cabinets that require better sealing under vibrating conditions
- Provides 6 mm of compression
- Wide grip range with adjustable screw
- Provides noise isolation
- Three cam alternatives available

**MATERIAL**  
 HOUSING: Zinc Alloy DIN-EN 1774-ZnAl4Cu1  
 HANDLE: Zinc Alloy DIN-EN 1774-ZnAl4Cu1  
 CAM: Steel  
 GASKET: Rubber

**FINISH**  
 Chrome or black coated

PRODUCT CODE



MATERIAL	M	FINISH	F
Zinc Alloy	1	Chrome	1
		Black coated	2

060 A3

FIXING DEVICE



- Can be ordered separately

CYLINDER	SPECIFICATIONS	DD
	No cylinder	00
	Keyed alike (Stainless steel dust cap)	03
	Keyed differ (Stainless steel dust cap)	32
	CH751 (Stainless steel dust cap)	07

# CAM LATCHES

## COMPRESSION LATCH - WING KNOB

340



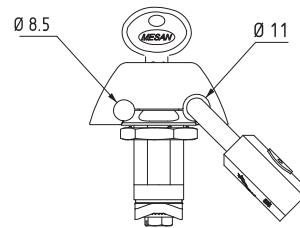
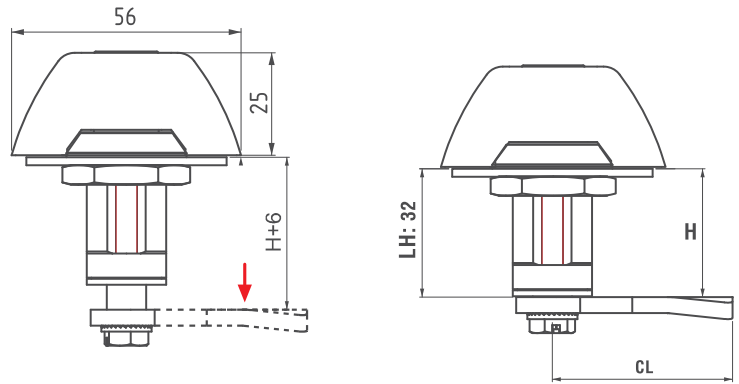
- Used for cabinets that require better sealing under vibrating conditions
- Provides 6 mm of compression
- Provides noise isolation
- Standard cams without stopper required for these latches

### MATERIAL

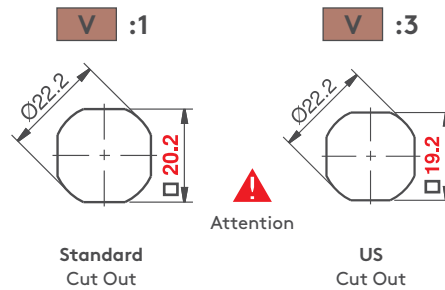
HOUSING: Zinc Alloy DIN-EN 1774-ZnAl4Cu1  
 KNOB: Zinc Alloy DIN-EN 1774-ZnAl4Cu1  
 CAM: Steel  
 GASKET: Rubber

### FINISH

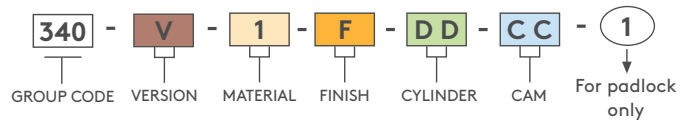
Chrome or black coated



1  
Padlock application



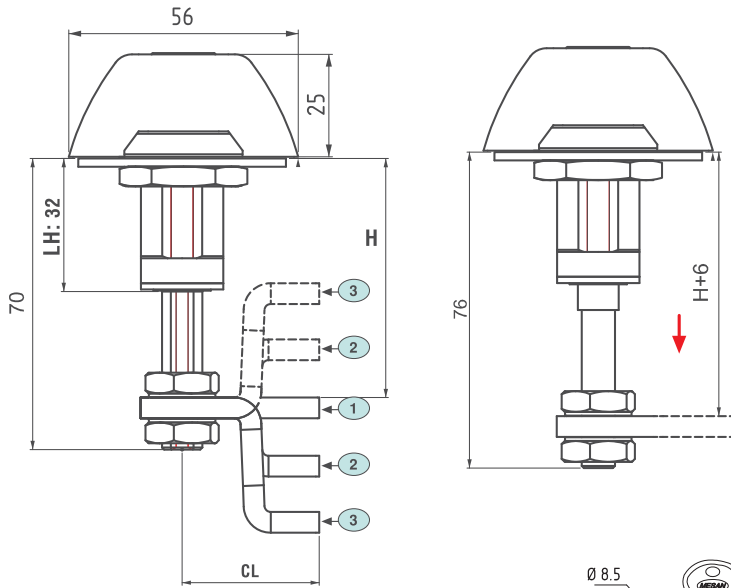
### PRODUCT CODE



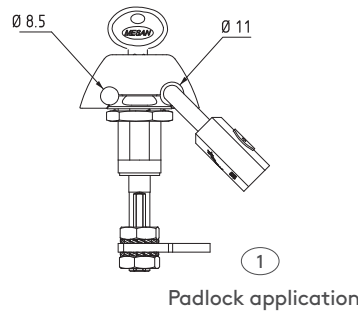
MATERIAL	M	FINISH	F
Zinc Alloy	1	Chrome	1
		Black coated	2

CYLINDER	SPECIFICATIONS	DD
	No cylinder	00
	Keyed alike (Stainless steel dust cap)	03
	Keyed differ (Stainless steel dust cap)	32
	CH751 (Stainless steel dust cap)	07

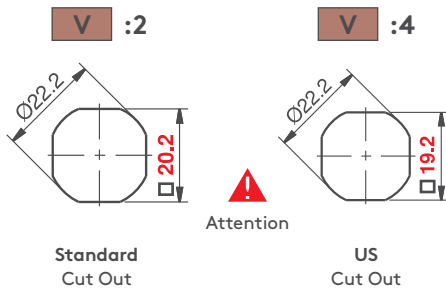
For cams please check pages: 172- 173



CAM	CC	CH	CL	POSITION	H: GRIP	MIN	MAX
1	01	0	33	Flat	41	58	
2	02	14	33	Up	27	44	
				Down	55	72	
3	03	27,5	33	Up	13,5	30,5	
				Down	68	85	



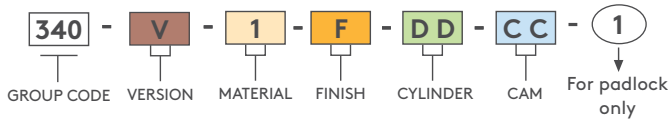
Padlock application



Standard Cut Out

US Cut Out

### PRODUCT CODE



MATERIAL	M	FINISH	F
Zinc Alloy	1	Chrome	1
		Black coated	2

CYLINDER	SPECIFICATIONS	DD
	No cylinder	00
	Keyed alike (Stainless steel dust cap)	03
	Keyed differ (Stainless steel dust cap)	32
	CH751 (Stainless steel dust cap)	07

## 340

### COMPRESSION LATCH - WING KNOB



- For the cabinets that require better sealing under vibrating conditions
- Latch provides 6 mm of compression
- Wide grip range with adjustable screw
- Provides noise isolation
- Three cam alternatives available

#### MATERIAL

HOUSING: Zinc Alloy DIN-EN 1774-ZnAl4Cu1  
 KNOB: Zinc Alloy DIN-EN 1774-ZnAl4Cu1  
 CAM: Steel  
 GASKET: Rubber

#### FINISH

Chrome or black coated

## 060 A3

### FIXING DEVICE



- Can be ordered separately

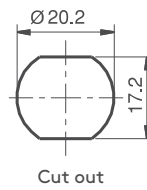
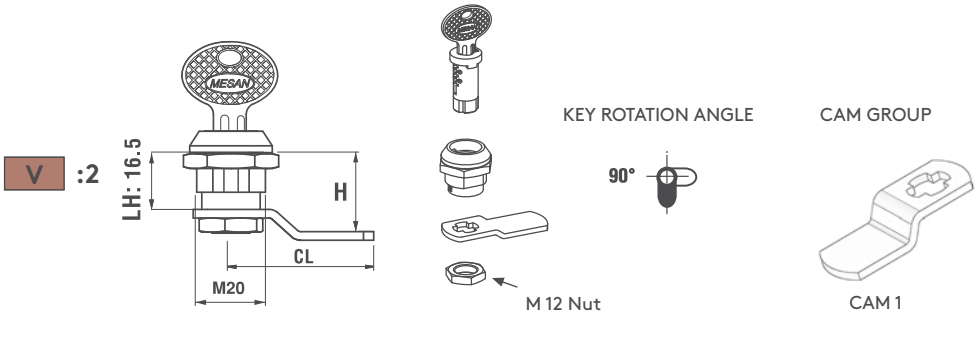
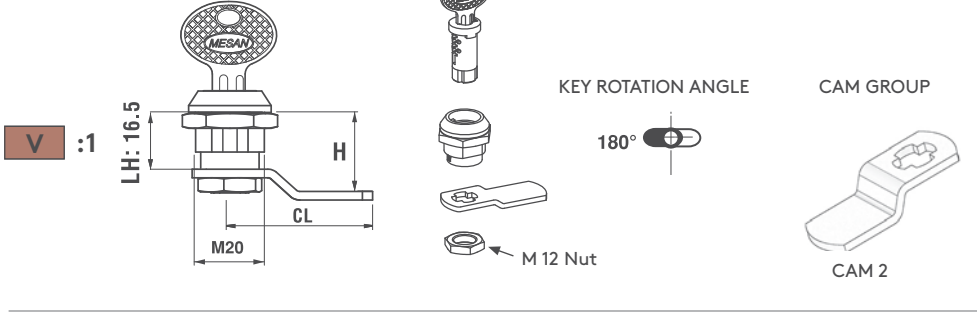
# CAM LATCHES

## CAM LATCH

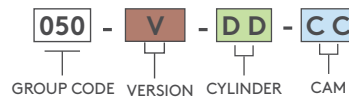
**050**



**MATERIAL**  
**HOUSING:** Zinc Alloy DIN-EN 1774-ZnAl4Cu1  
**CAM:** Steel  
**FINISH**  
 Chrome plated



### PRODUCT CODE



CYLINDER	SPECIFICATIONS	DD
	Keyed alike	01
	Keyed differ	02
	Keyed alike (Stainless steel dust cap)	03
	Keyed differ (Stainless steel dust cap)	32
	Euro key (5333)	05

For cams please check page: 175



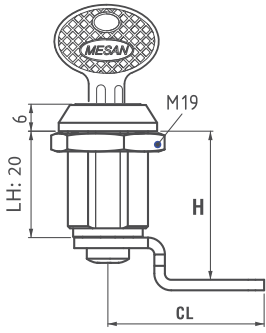
050

CAM LATCH

- RoHS
- 
- 



**MATERIAL**  
 HOUSING: Zinc Alloy DIN-EN 1774-ZnAl4Cu1  
 CAM: Steel  
**FINISH**  
 Chrome plated



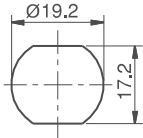
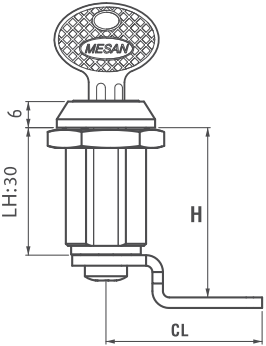
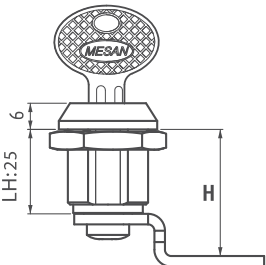
KEY ROTATION ANGLE



CAM GROUP

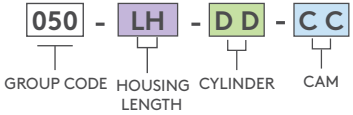


CAM 1



Cut out

PRODUCT CODE



CYLINDER	SPECIFICATIONS	DD
	Keyed alike	01
	Keyed differ	02
	Keyed alike (Stainless steel dust cap)	03
	Keyed differ (Stainless steel dust cap)	32
	Euro key (5333)	05

For cams please check page: 175

# CAM LATCHES

## CAM LATCH

150



RoHS



IP 65  
NEMA 4

- Designed for polyester cabinets
- Very low profile head
- Please note special shape of mounting hole

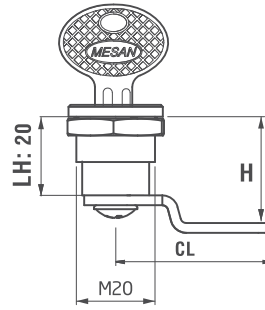
### MATERIAL

HOUSING: Zinc Alloy DIN-EN 1774-ZnAl4Cu1

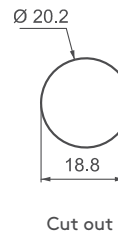
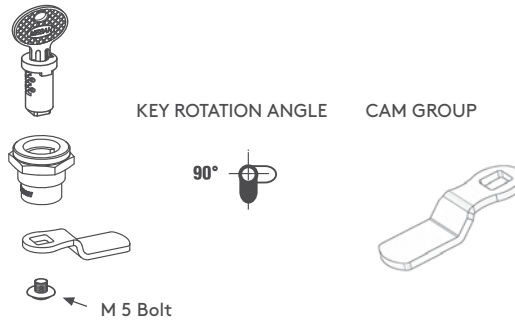
CAM: Steel

### FINISH

Chrome plated



Non removable key



### PRODUCT CODE

150 - 20 - DD - CC  
 GROUP CODE HOUSING LENGTH CYLINDER CAM

CYLINDER	SPECIFICATIONS	DD
	Keyed alike	01
	Keyed differ	02
	Keyed alike (Stainless steel dust cap)	03
	Keyed differ (Stainless steel dust cap)	32
	Euro key (5333)	05

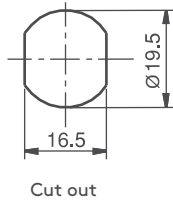
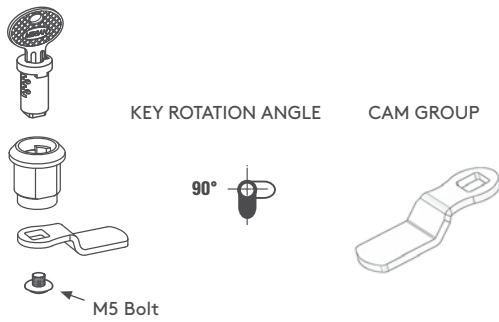
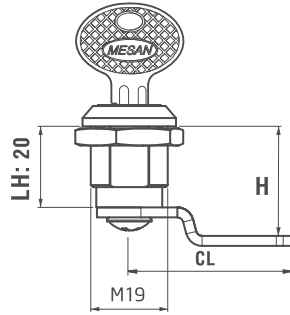
For cams please check page: 175



250

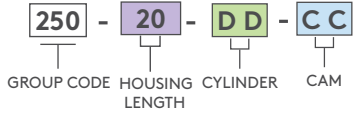
CAM LATCH

- RoHS
- 
- 



**MATERIAL**  
 HOUSING: Zinc Alloy DIN-EN 1774-ZnAl4Cu1  
 CAM: Steel  
**FINISH**  
 Chrome plated

PRODUCT CODE



CYLINDER	SPECIFICATIONS	DD
	Keyed alike	01
	Keyed differ	02
	Keyed alike (Stainless steel dust cap)	03
	Keyed differ (Stainless steel dust cap)	32
	Euro key (5333)	05

For cams please check page: 175

# CAM LATCHES

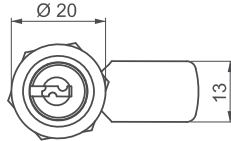
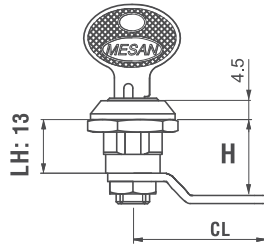
## MINI CAM LATCH

**057**




- Keyed differ has maximum 100 key combination

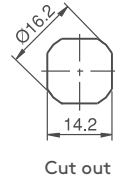
**MATERIAL**  
**HOUSING:** Zinc Alloy DIN-EN 1774-ZnAl4Cu1  
**CAM:** Steel  
**FINISH**  
 Chrome



**V** :1

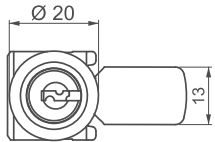
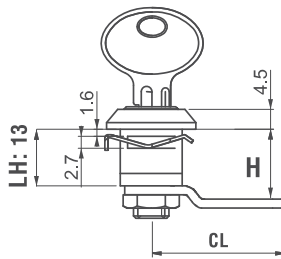


Fixed by nut

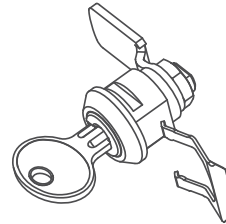


Cut out

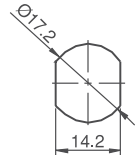
KEY ROTATION ANGLE



**V** :3



Fixed by clips

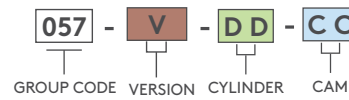



Cut out

KEY ROTATION ANGLE



### PRODUCT CODE



CYLINDER	SPECIFICATIONS	DD
	Keyed alike (Stainless steel dust cap)	03
	Keyed differ (Stainless steel dust cap)	32


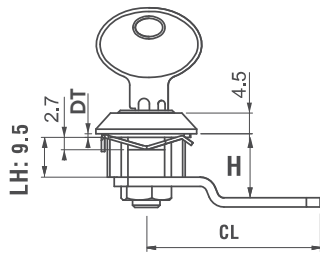
For cams please check page: 175



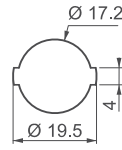


157

MINI CAM LATCH



Fixed by clips



Cut out

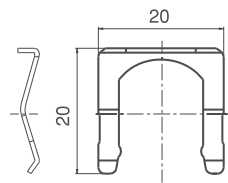
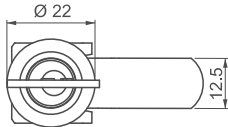
KEY ROTATION ANGLE



- Suitable for both steel and aluminium profile

**MATERIAL**

HOUSING: Zinc Alloy DIN-EN 1774-ZnAl4Cu1  
CAM: Steel



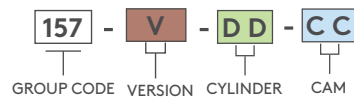
Thickness: 0.7 mm

STOCK CODE	CC	CH	CL	LH:9.5 H
30403487	27	0	16	9.5
31403040	28	1	33	10.5
31403032	23	1	38	10.5
30403469	24	5	38	14.5
31403041	29	6	30	15.5

Hook cam (CC: 29)

DOOR THICKNESS	VERSION
1.2 -1.5 mm thickness panel	1
0.8 -1.2 mm thickness panel	2

**PRODUCT CODE**



CYLINDER	SPECIFICATIONS	DD
	Keyed alike (Stainless steel dust cap)	03
	Keyed differ (Stainless steel dust cap)	32

# CAM LATCHES

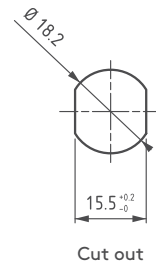
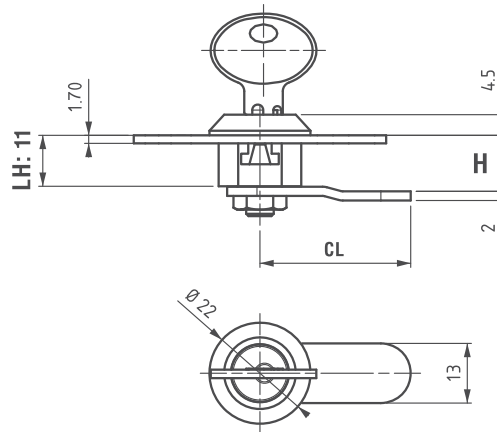
## MINI CAM LATCH

257



- Easy assembly with clips on housing

**MATERIAL**  
 HOUSING: Polyamide DIN-EN ISO 1043-1 PA6 GFR 30  
 CAM: Steel  
**FINISH**  
 Chrome



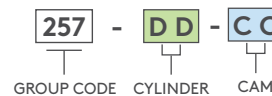
KEY ROTATION ANGLE



STOCK CODE	CC	CH	CL	LH:11 H
30403487	27	0	16	11
31403040	28	1	33	12
31403032	23	1	38	12
30403469	24	5	38	16
31403041	29	6	30	17

Hook cam (CC: 29)

### PRODUCT CODE

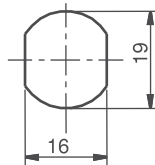
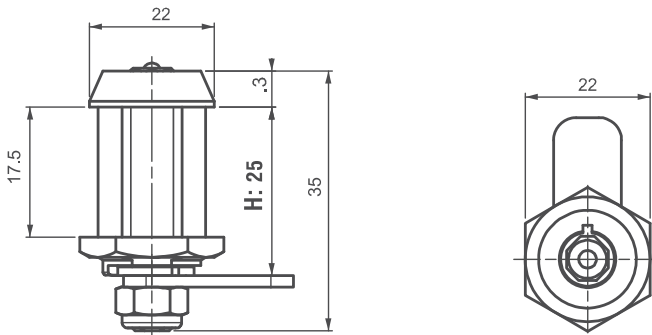
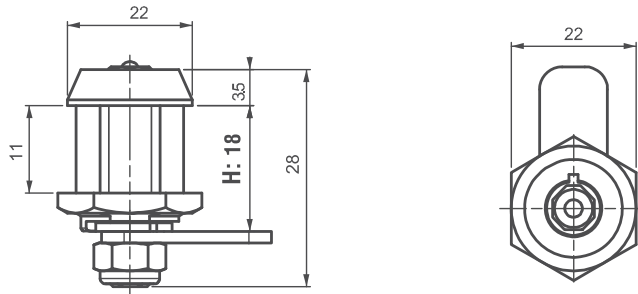


CYLINDER	SPECIFICATIONS	DD
	Keyed alike (Stainless steel dust cap)	03
	Keyed differ (Stainless steel dust cap)	32



056

CAM LATCH



Cut out

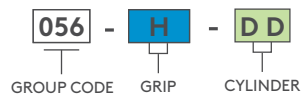



- High-security latch
- Unique key combination available
- Two different housing lengths (18 mm and 25 mm)
- For different cam alternatives contact Essentra

**MATERIAL**

HOUSING: Brass  
 CAM: Steel  
 NUT: Brass

**PRODUCT CODE**



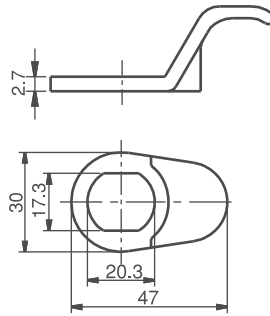
CYLINDER	SPECIFICATIONS	DD
	Keyed alike (Stainless steel dust cap)	03
	Keyed differ (Stainless steel dust cap)	32

 For cams please check page: 175

# CAM LATCHES


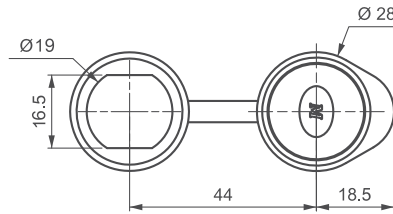
HANDLE FOR LATCH

050 A3



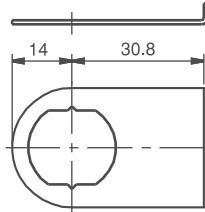
DUST CAP

050 A4



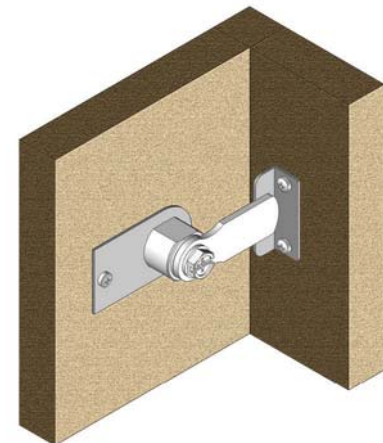
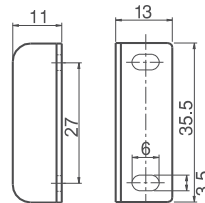
CAM LATCH FIXING PLATE FOR GLASS

050 A1



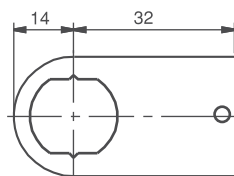
STRIKING PLATE


030 A1



CAM LATCH FIXING PLATE FOR WOOD

055 A1







## LATCHES/LOCKS



# FURNITURE & STEEL CUPBOARD LOCKS

GROUP CODE	PRODUCT NAME
010	CAM LATCH – T HANDLE
011	CAM LATCH – L HANDLE
020	SLIDING-GLASS DOOR LOCK
021	GLASS-DOOR LOCK
030	FURNITURE LOCK
032	FURNITURE LOCK
033	FURNITURE LOCK
4150	COMBINATION LOCK
059	SLIDING-DOOR LOCK
058	STEEL CUPBOARD LOCK
035	STEEL CUPBOARD LOCK
013	FIRE-HOSE CABINET LOCK



**PAGE**

274

274

275

275

276

276

277

278

279

280

281

282 - 283



p274



p276



p281

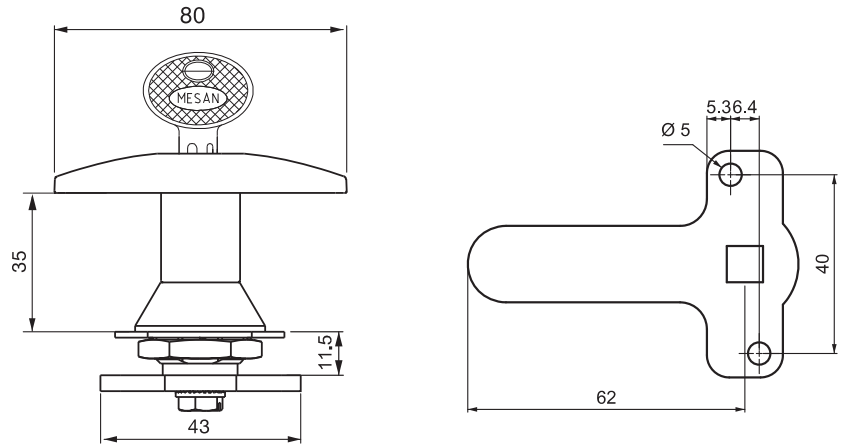


p282

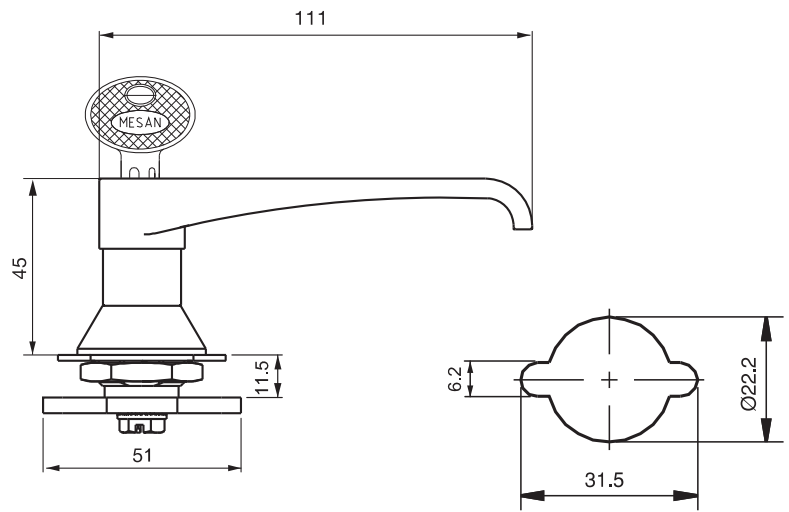
# STEEL CUPBOARD LOCKS

## CAM LATCH - T HANDLE

010



**MATERIAL**  
**HOUSING:** Zinc Alloy DIN-EN 1774-ZnAl4Cu1  
**HANDLE:** Zinc Alloy DIN-EN 1774-ZnAl4Cu1  
**CAM:** Steel



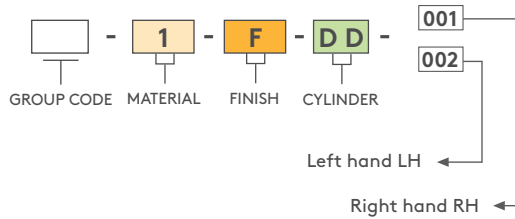
Cut Out

## CAM LATCH - L HANDLE

011



### PRODUCT CODE



**MATERIAL**  
**HOUSING:** Zinc Alloy DIN-EN 1774-ZnAl4Cu1  
**HANDLE:** Zinc Alloy DIN-EN 1774-ZnAl4Cu1  
**CAM:** Steel

MATERIAL	M	FINISH	F
Zinc Alloy	1	Chrome	1
		Black coated	2

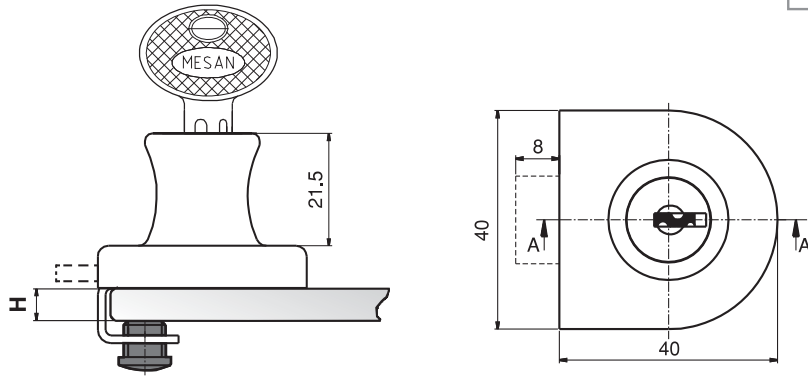
CYLINDER	SPECIFICATIONS	DD
	No cylinder	00
	Keyed alike	01
	Keyed differ	02
	Euro key (5333)	05
	CH751 (Stainless steel dust cap)	07



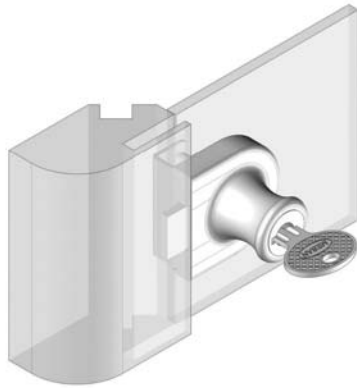


021

GLASS-DOOR LOCK



H: Glass Thickness  
min : 4 mm  
max: 7 mm

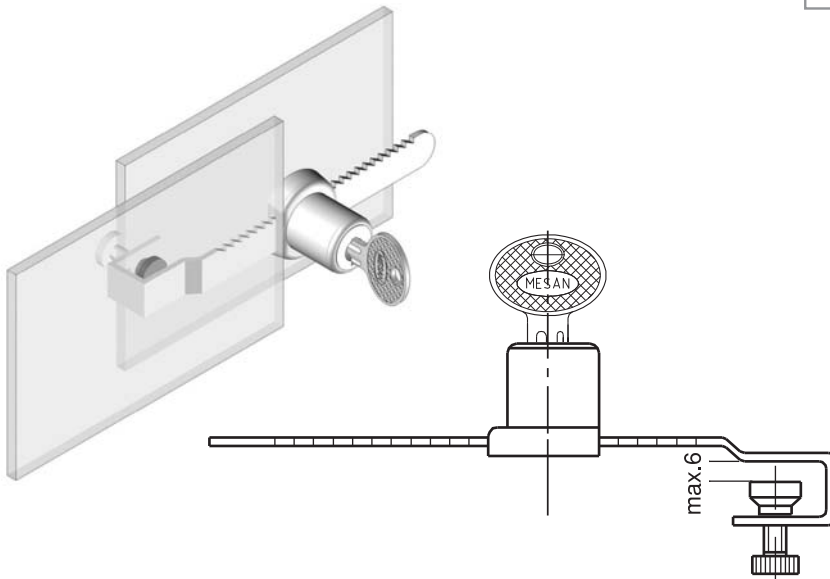


**MATERIAL**  
BODY: Zinc Alloy DIN-EN  
1774-ZnAl4Cu1

**FINISH**  
Chrome plated

020

SLIDING-GLASS DOOR LOCK



**MATERIAL**  
BODY: Zinc Alloy DIN-EN  
1774-ZnAl4Cu1  
SLIDE: Stainless steel (AISI 304)

**FINISH**  
Chrome plated

**PRODUCT CODE**



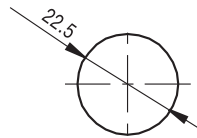
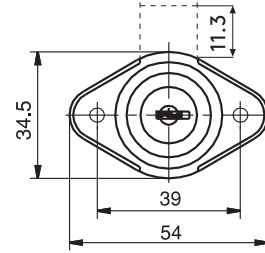
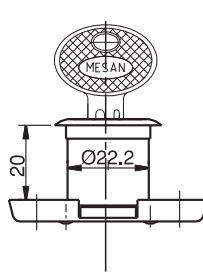
GROUP CODE CYLINDER

CYLINDER	SPECIFICATIONS	DD
	Keyed alike	01
	Keyed differ	02

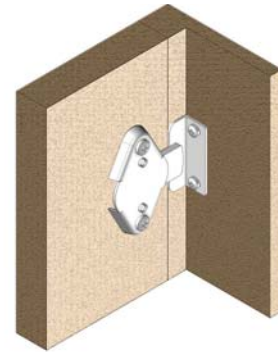
# FURNITURE LOCKS

## FURNITURE LOCK

030



Cut Out



### MATERIAL

BODY: Zinc Alloy DIN-EN 1774-ZnAl4Cu1

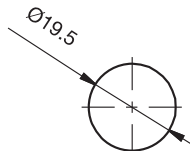
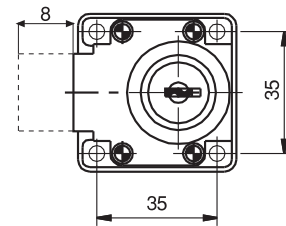
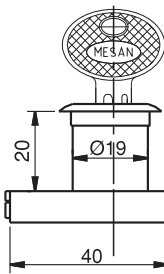
CAM: Steel

### FINISH

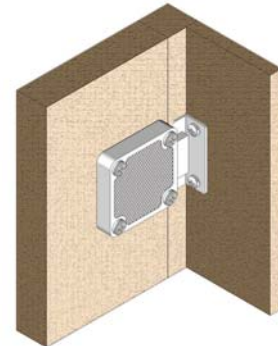
Chrome plated

## FURNITURE LOCK

032



Cut Out



### MATERIAL

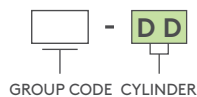
BODY: Zinc Alloy DIN-EN 1774-ZnAl4Cu1

CAM: Steel

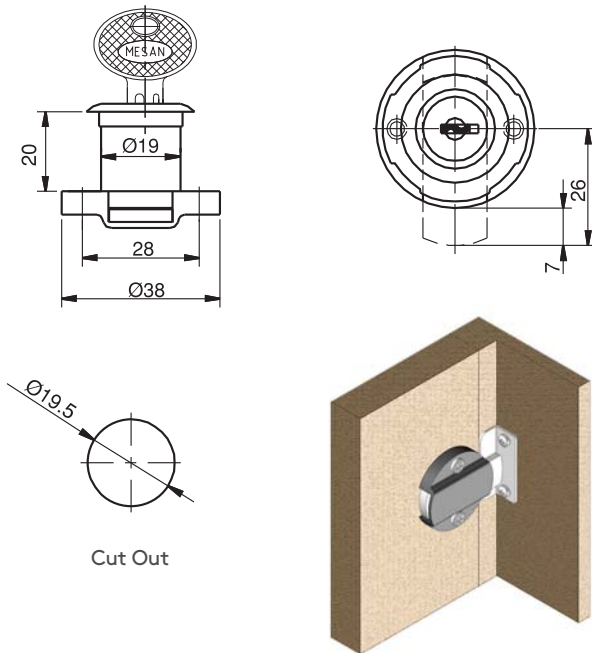
### FINISH

Chrome plated

### PRODUCT CODE



CYLINDER	SPECIFICATIONS	DD
	Keyed alike	01
	Keyed differ	02



033

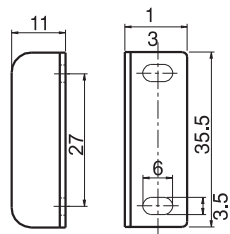
FURNITURE LOCK



**MATERIAL**  
 BODY: Polyamide DIN-EN  
 ISO 10431 Pa6 GFR 30  
 CAM: Steel

030 A1

STRIKING PLATE



**MATERIAL**  
 Steel  
  
**FINISH**  
 Zinc plated

PRODUCT CODE

033 - DD

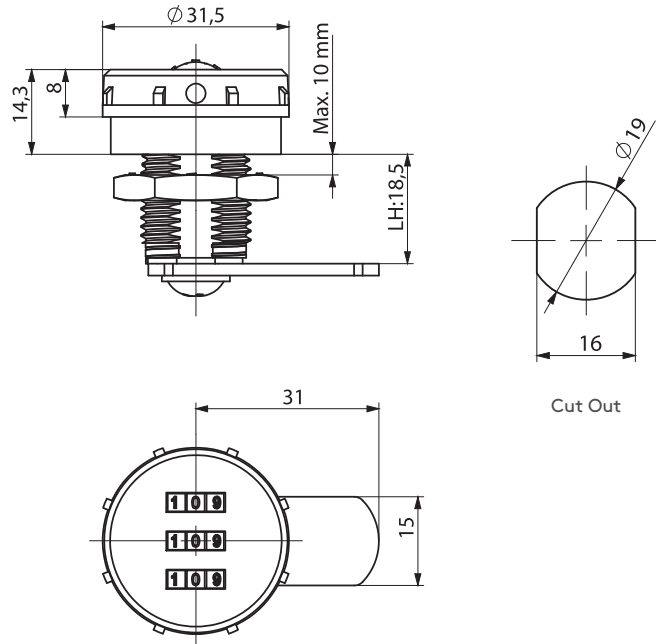
GROUP CODE CYLINDER

CYLINDER	SPECIFICATIONS	DD
	Keyed alike	01
	Keyed differ	02

**COMBINATION LOCK**

**4150**

**New**



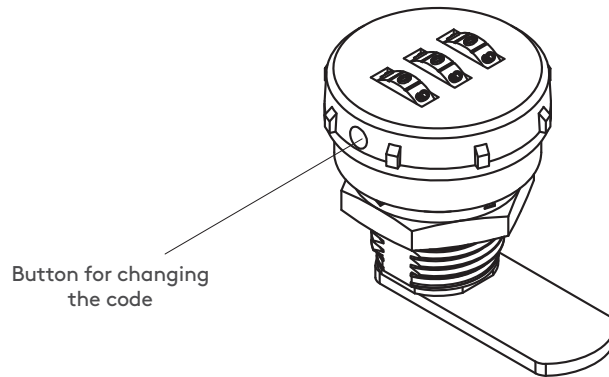
**MATERIAL**

BODY: Zinc Alloy DIN-EN  
1774-ZnAl4Cu1

CAM: Steel

**FINISH**

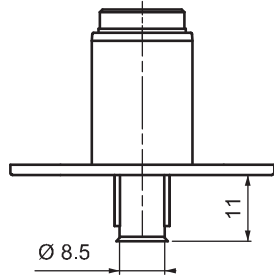
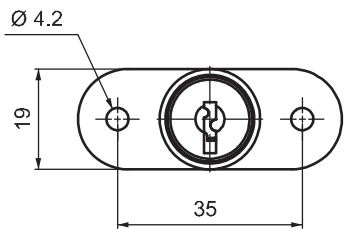
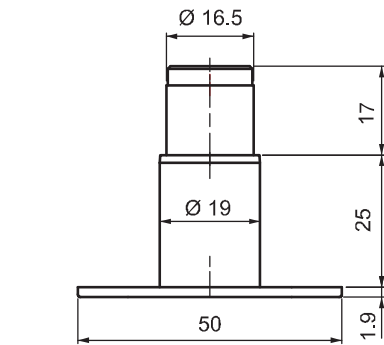
Chrome plated





059

SLIDING-DOOR LOCK



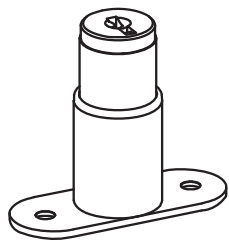
- Suitable for horizontal refrigerators
- Key alike and key differ available

**MATERIAL**

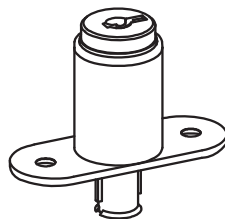
BODY: Zinc Alloy DIN-EN 1774-ZnAl4Cu1  
 CYLINDER: Zinc Alloy DIN-EN 1774-ZnAl4Cu1

**FINISH**

Chrome plated



Unlocked position




Locked position

**PRODUCT CODE**

059 - DD

GROUP CODE CYLINDER

CYLINDER	SPECIFICATIONS	DD
	Keyed alike	01
	Keyed differ	02

# STEEL CUPBOARD LOCKS

## STEEL CUPBOARD LOCK

058



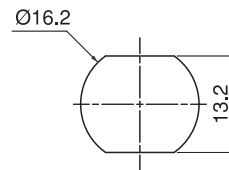

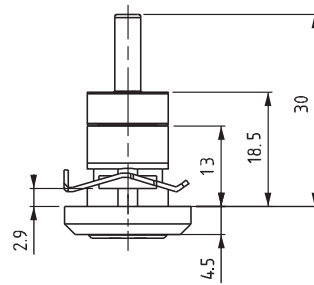
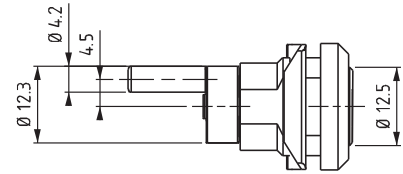
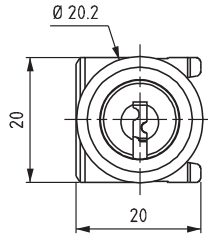
- Primarily for central locking applications
- Clip fixing

### MATERIAL

BODY: Zinc Alloy DIN-EN 1774-ZnAl4Cu1  
 CYLINDER: Zinc Alloy DIN-EN 1774-ZnAl4C1

### FINISH

Chrome plated



Cut Out

### PRODUCT CODE

058 - DD

GROUP CODE CYLINDER

CYLINDER	SPECIFICATIONS	DD
	Keyed alike	01
	Keyed differ	02



**035**

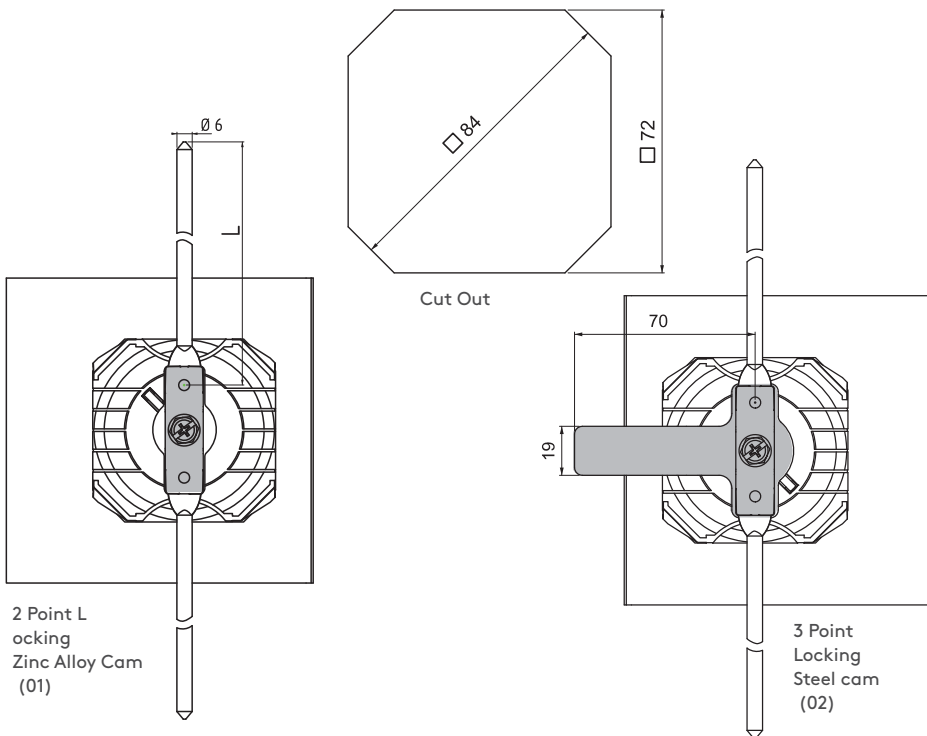
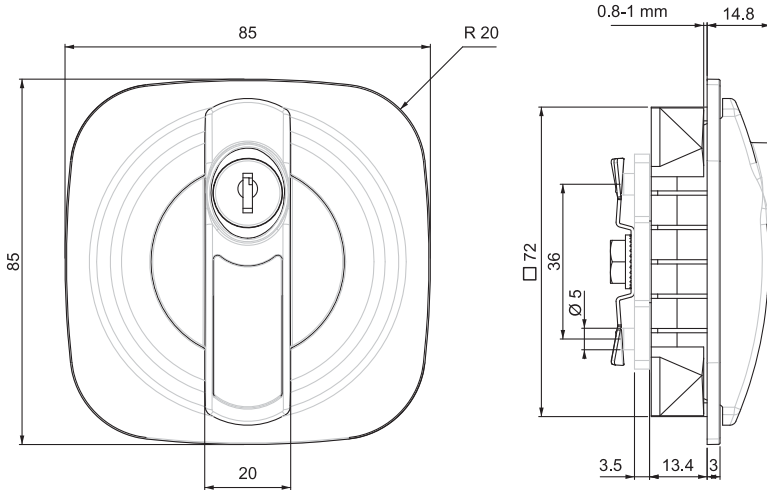
**STEEL CUPBOARD LOCK**



- Suitable for steel cupboards
- Easy rod assembly with special fixing plate
- Easy assembly with clips on body
- Two- or three-point locking optional

**MATERIAL**

**BODY:** Polyamide DIN-EN ISO 1043-1 Pa6 GFR 30  
**KNOB:** Zinc Alloy DIN-EN 1774-ZnAl4Cu1




**01**

Zinc Alloy cam

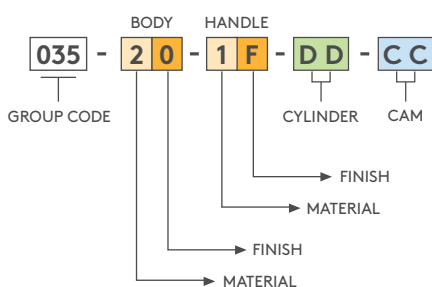


**02**

Steel cam



**PRODUCT CODE**



MATERIAL	M
Zinc Alloy	1
Plastic	2

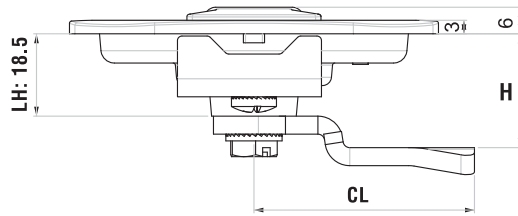
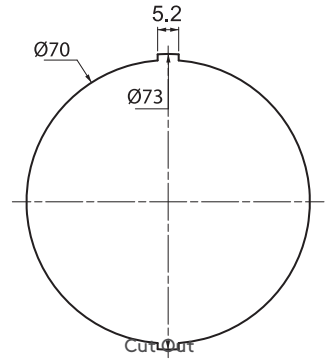
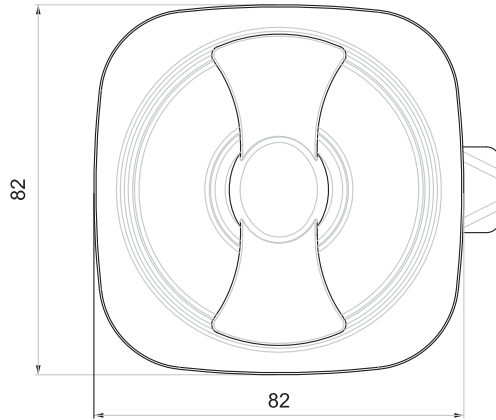
FINISH	F
Chrome	1
Black coated	2
Gray coated	3
No finish	0

CYLINDER	SPECIFICATIONS	
	Keyed alike	01
	Keyed differ	02
	Master system	04
		DD

# STEEL CUPBOARD LOCKS

## FIRE HOSE CABINET LOCK


**013**



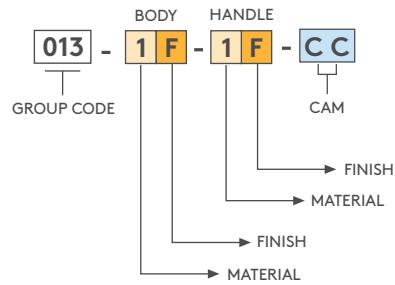
- Designed for fire-hose cabinets
- Special fixing-plate supplied for easy fixing
- Flush design provides flat surface on cabinet
- Customized color available

**MATERIAL**

**BODY:** Zinc Alloy DIN-EN 1774-ZnAl4Cu1  
**KNOB:** Zinc Alloy DIN-EN 1774-ZnAl4Cu1  
**CAM:** Steel  
**FIXING PLATE:** Steel



**PRODUCT CODE**



MATERIAL	M	FINISH	F
Zinc Alloy	1	Chrome	1
		Black coated	2

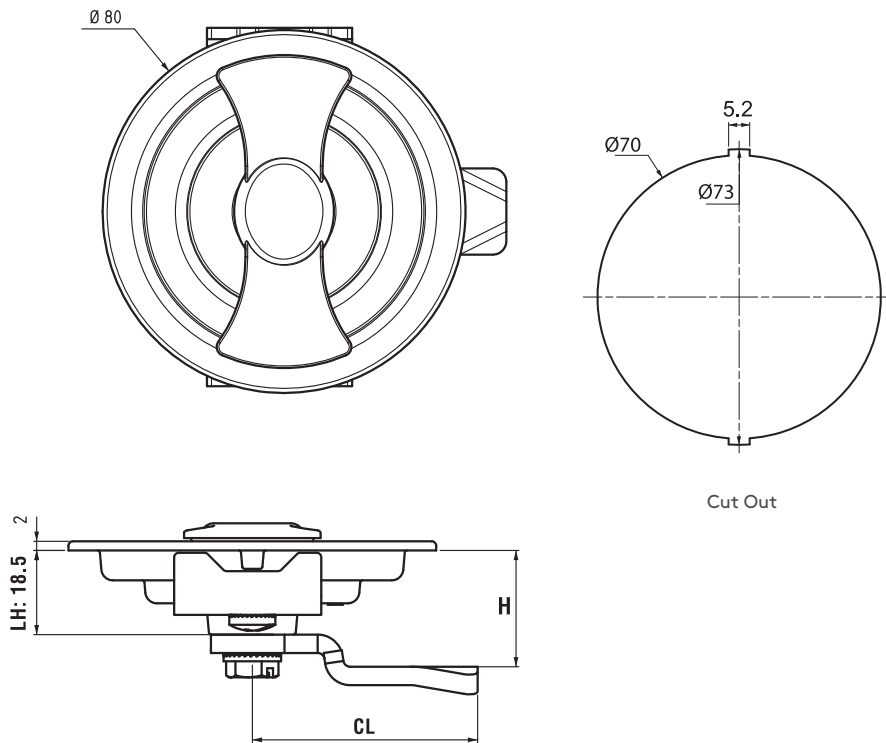
For cams please check pages: 172 - 173





013


FIRE-HOSE CABINET LOCK



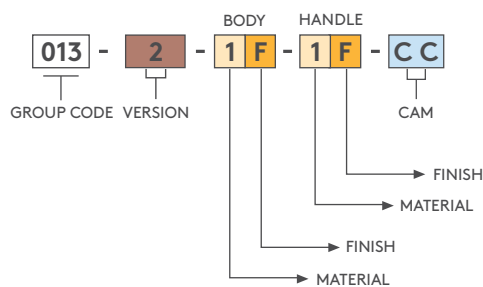
- Designed for fire-hose cabinet
- Special fixing plate supplied for easy fixing
- Flush design provides flat surface on cabinet
- Customized color available

**MATERIAL**

BODY: Zinc Alloy DIN-EN 1774-ZnAl4Cu1  
 KNOB: Zinc Alloy DIN-EN 1774-ZnAl4Cu1  
 CAM: Steel  
 FIXING PLATE: Steel



**PRODUCT CODE**



MATERIAL	M	FINISH	F
Zinc Alloy	1	Chrome	1
		Black coated	2

For cams please check pages: 172 - 173