



Features

- Switching capacity 16A
- Produced in accordance to IEC 60335-1
- PC board mounting
- UL/CUL certified

Contact Data*

Contact Arrangement	1A = SPST N.O.
	1C = SPDT
	2A = DPST N.O.
	2C = DPDT

Contact Resistance	< 50 milliohms initial
Contact Material	AgSnO ₂
Maximum Switching Power	480W, 4000VA
Maximum Switching Voltage	380VAC, 110VDC
Maximum Switching Current	16A

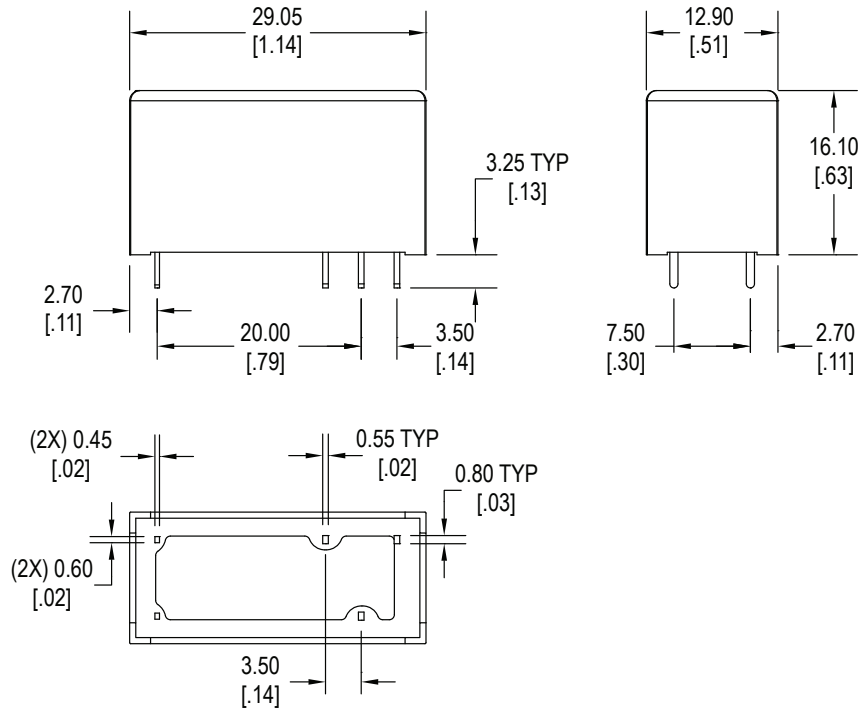
UL Electrical Rating			Coil Power
12A Contact Single Pole	NO	12A @ 250VAC; 30VDC, Resistive, 6K cycles, 85°C	.41W
	NC	12A @ 250VAC; 30VDC, Resistive, 6K cycles, 85°C	
16A Contact Single Pole	NO	16A @ 250VAC; 30VDC, Resistive, 6K cycles, 85°C	.41W
	NC	16A @ 277VAC, Resistive, 100K cycles, 105°C	
8A Contact Double Pole	NO	16A @ 250VAC; 30VDC, Resistive, 6K cycles, 85°C	.41W
	NC	8A @ 277VAC; 30VDC, Resistive, 6K cycles, 85°C	
10A Contact Double Pole	NO	8A @ 277VAC; 30VDC, Resistive, 6K cycles, 85°C	.53W
	NC	10A @ 250VAC, Resistive, 50K cycles, 85°C	
		10A @ 30VDC, Resistive, 10K cycles, 85°C	

Coil Data*

Coil Voltage VDC		Coil Resistance Ω +/- 10%		Pick Up Voltage VDC (max) 75% of rated voltage	Release Voltage VDC (min) 10% of rated voltage	Coil Power W	Operate Time ms	Release Time ms
Rated	Max	.41W	.53W					
5	6.5	62	47	3.75	.5	.41 .53	10	5
6	7.8	90	67	4.50	.6			
9	11.7	202	150	6.75	.9			
12	15.6	360	270	9.00	1.2			
24	31.2	1440	1050	18.00	2.4			
48	62.4	5760	4250	36.00	3.6			

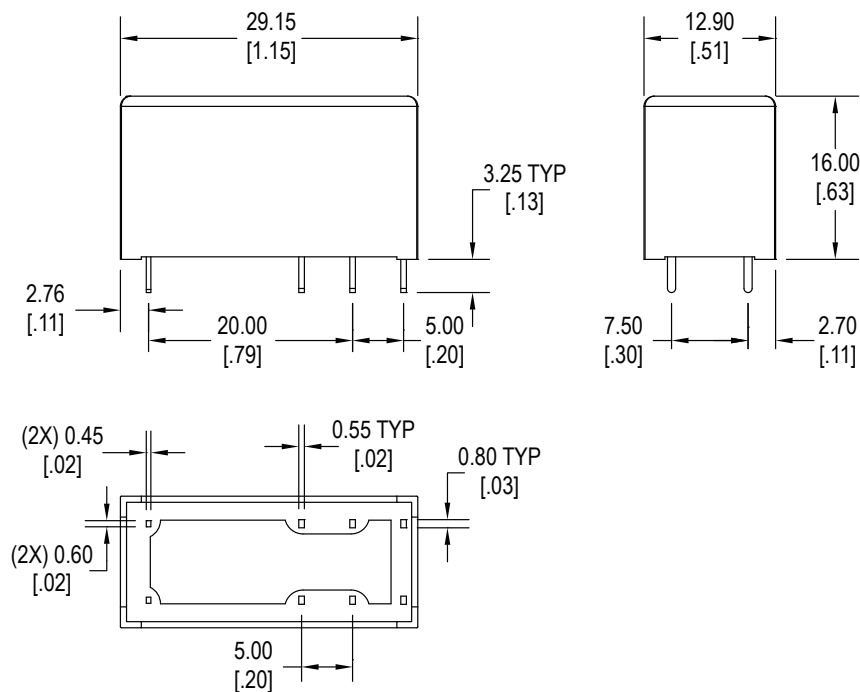
Dimensions - 12amp Single Pole

Units = mm



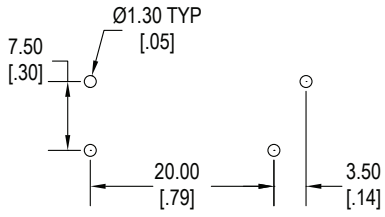
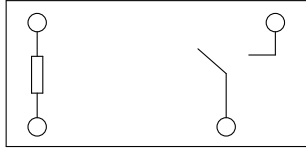
Dimensions - 16amp Single Pole, 8amp Double Pole, 10amp Double Pole

Units = mm

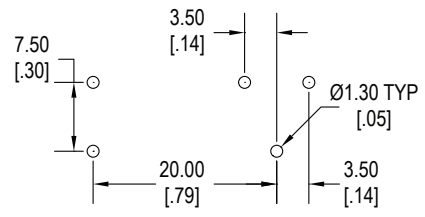
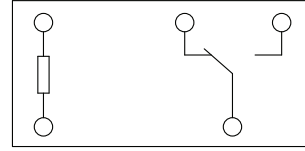


Schematics & PC Layouts

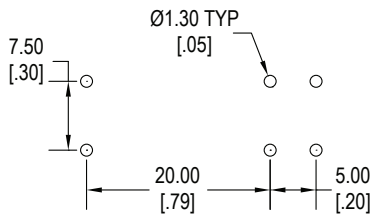
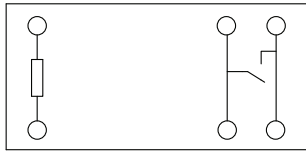
Bottom Views



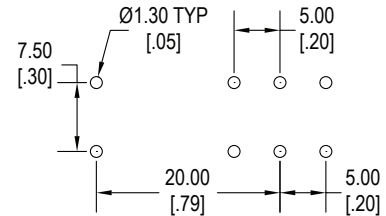
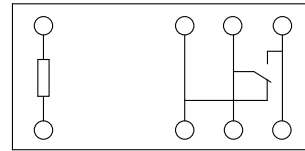
1A (12amp)



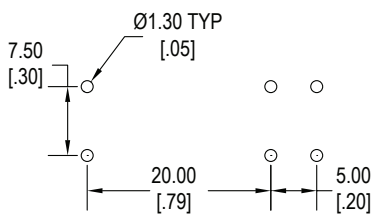
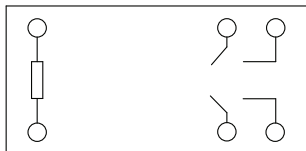
1C (12amp)



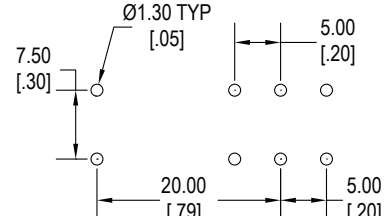
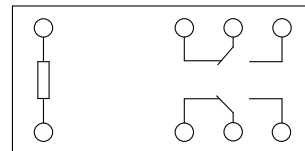
1A (16amp)



1C (16amp)



2A (8amp, 10amp)



2C (8amp, 10amp)